

H04L

TRANSMISSION OF DIGITAL INFORMATION, e.g. TELEGRAPHIC COMMUNICATION (arrangements common to telegraphic and telephonic communication [H04M](#))

Definition statement

This place covers:

Transmission of signals having been supplied in digital form, e.g. data transmission, telegraphic communication, or methods or arrangements for monitoring.

As the scope of [H04L](#) covers a diversity of subject matter, the user is referred to the definitions for the main groups of [H04L](#). The following list is intended to assist the user.

Systems:

- characterised by the code used, e.g. Morse or Baudot; details, see definition for groups [H04L 15/00](#), [H04L 17/00](#), [H04L 13/00](#);
- step by step systems, see definition for group [H04L 19/00](#);
- mosaic printer telegraph systems, see definition for group [H04L 21/00](#);
- systems not covered by [H04L 15/00-H04L 21/00](#), see definition for group [H04L 23/00](#);
- baseband systems, see definition for group [H04L 25/00](#);
- modulated carrier systems, see definition for group [H04L 27/00](#);
- data switching networks, see definition for group [H04L 12/00](#).

Arrangements of general application:

- security: errors; secrecy, see definition for groups [H04L 1/00](#), [H04L 9/00](#);
- multiple communications, see definition for groups [H04L 5/00](#), [H04L 7/00](#);
- network architectures or network communication protocols for network security, see definition for group [H04L 63/00](#)
- real time communication protocols in data switching networks, see definition for group [H04L 65/00](#);
- network protocols for data switching network services, see definition for group [H04L 67/00](#)

References

Limiting references

This place does not cover:

Arrangements applicable to telegraphic or telephonic communication	H04M
--	----------------------

Informative references

Attention is drawn to the following places, which may be of interest for search:

Typewriters	B41J
Order telegraphs, fire or police telegraphs	G08B
Visual telegraphy	G08B
Teleautographic systems	G08C
Coding or ciphering apparatus for cryptographic or other purposes involving the need for secrecy	G09C
Spread spectrum techniques in general	H04B 1/69

Selecting	H04Q
-----------	----------------------

H04L 1/00

Arrangements for detecting or preventing errors in the information received
 {(correcting synchronisation [H04L 7/00](#))}

Definition statement

This place covers:

Codes for error detection or error correction, i.e. theoretical code construction and coding circuit architecture designs are classified in [H04M 13/00](#); the application of such codes in transmission systems is covered by [H04L 1/00](#) subgroups.

References

Limiting references

This place does not cover:

Correcting synchronisation	H04L 7/00
----------------------------	---------------------------

Informative references

Attention is drawn to the following places, which may be of interest for search:

Computer systems	G06F
Error correction or detection in electrical digital data processing	G06F 11/00 - G06F 11/20
Coin-feed or like apparatus with coded identity card or credit card	G07F 7/08
Error correction in speech coding	G10L 19/005
Codes for error detection or error correction per se, i.e. theoretical code construction and coding circuit architecture designs	H03M 13/00
Transmission	H04B
Diversity Systems for radio transmission systems	H04B 7/02
Error detection and correction for transmission of compressed video (e.g. MPEG)	H04N 19/89 , H04N 21/2383

Special rules of classification

Classification into the main group [H04L 1/00](#) itself should be avoided and instead its relevant subgroups should be used by identifying the particular error technique used. If no other group can be assigned for error control applicable to transmission systems, then it may be assigned to this main group.

In addition an Indexing Code can be given under [H04L 2001/0092](#) for network topology, which is of interest to [H04L 1/00](#).

Synonyms and Keywords

In patent documents, the following abbreviations are often used:

AM	Acknowledged Mode
AMC	Adaptive Modulation and Coding

AMR	Adaptive Multirate
ARQ	Automatic Repeat reQuest
BCCH	Broadcast Control Channel
BCH	Broadcast Channel
BER	Bit Error Rate
BLER	Block Error Rate
BPSK	Binary Phase Shift Keying
BW	Bandwidth
C-RNTI	Cell Radio Network Temporary Identity
CDMA	Code Division Multiple Access
CE	Cyclic Extension
CP	Cyclic Prefix
CQI	Channel Quality Indicator
CRC	Cyclic Redundancy Check
CSI	Channel State Information
DCCH	Dedicated Control Channel
DCI	Downlink Control Information
DFT	Discrete Fourier Transform
DL	Downlink
DL-SCH	Downlink Shared Channel
DRA	Dynamic Resource Allocation
DRX	Discontinuous Reception
DTCH	Dedicated Traffic Channel
DTX	Discontinuous Transmission
E-UTRA	Evolved UMTS Terrestrial Radio Access
E-UTRAN	Evolved UMTS Terrestrial Radio Access Network
EPC	Evolved Packet Core
FDD	Frequency Division Duplex
FDM	Frequency Division Multiplexing
FDMA	Frequency Division Multiple Access
FEC	Forward Error Correction
H-ARQ	Hybrid ARQ
HSDPA	High Speed Downlink Packet Access
HSUPA	High Speed Uplink Packet Access
IP	Internet Protocol
IPSec	Internet Protocol Security
LTE	Long Term Evolution
MAC	Medium Access Control
MAC	Message Authentication
NACK	Negative ACK

NAS	Non-Access Stratum
OFDM	Orthogonal Frequency Division Multiplexing
PAPR	Peak-to-Average Power Ratio
PDCCH	Physical Dedicated Control Channel
PDCP	Packet Data Convergence Protocol
PHICH	Physical Hybrid ARQ Indicator Channel
PUCCH	Physical Uplink Control Channel
PUSCH	Physical Uplink Shared Channel
QAM	Quadrature Amplitude Modulation
QPSK	Quadrature Phase Shift Keying
RRC	Radio Resource Control
SDMA	Space (or Spatial) Division Multiple Access
SIMO	Single Input Multiple Output
SIP	Session Initiation Protocol
SIR	Signal-to-Interference Ratio
STC	Space Time Coding
UEP	Unequal error protections
UM	Unacknowledged Mode
VoIP	Voice over Internet Protocol
WCDMA	Wideband Code Division Multiple Access

H04L 1/0001

{Systems modifying transmission characteristics according to link quality, e.g. power backoff (adaptive data allocation for multicarrier modulation [H04L 5/0044](#); controlling transmission power for radio systems [H04W 52/04](#))}

Definition statement

This place covers:

General link adaptation techniques, including power control for non-radio links, and handshaking procedures involving link adaptation.

References

Limiting references

This place does not cover:

Allocation of payload for multicarrier modulation system	H04L 5/0044
Control of transmission power in radio systems	H04W 52/04

Informative references

Attention is drawn to the following places, which may be of interest for search:

Splitting-up the transmission path, e.g. time, frequency etc.	H04L 5/0001
---	-----------------------------

Informative references

Allocating sub-channels of the transmission path	H04L 5/003
Negotiation of transmission parameters unrelated to channel quality	H04L 5/1438
Adaptation of equalizers (attention: Indexing Code)	H04L 25/03019 , H04L 2025/03535
Transmit line pre-equalization, e.g. precoding, MIMO calibration	H04L 25/03343
Multichannel equalizers (attention: Indexing Code)	H04L 2025/03426
Adaptation of timing of transmitters in a network	H04J 3/06
Mode change for facsimile transmission	H04N 1/3333
Network traffic and resource management	H04W 28/00
Communication route selection based on channel quality	H04W 40/12
Wireless resource allocation	H04W 72/04

Special rules of classification

Adaptive techniques are covered by specific subgroups under [H04L 1/0001](#) unless they are other aspects, e.g. frequency hopping, adaptive slew rate, adaptive interleaving, DSL power back-off.

ARQ adaptive retransmission aspects should be classified mainly under the [H04L 1/16](#), [H04L 1/18](#) subgroups.

H04L 1/0002

{by adapting the transmission rate}

Definition statement

This place covers:

The end raw rate at which bits are transmitted through the channel, e.g. after encoding.

References**Informative references**

Attention is drawn to the following places, which may be of interest for search:

Allocation of payload	H04L 5/0044
Management of data rate of a bus	H04L 12/4013
Network nodes adapting their rate to physical link properties	H04L 12/40136
Rate modification	H04L 47/25
Explicit feedback to the source	H04L 47/26
Negotiation of communication rate in wireless communication	H04W 28/22
Power control taking into account the transmission rate	H04W 52/267

H04L 1/0003

{by switching between different modulation schemes}

Definition statement

This place covers:

Also adaptive CDMA and direct sequence spread spectrum is covered by this subgroup.

References

Limiting references

This place does not cover:

Management of data rate of a bus	H04L 12/4013
Network nodes adapting their rate to physical link properties	H04L 12/40136
CDMA system aspects	H04B 1/00
Negotiation of communication rate in wireless communication systems; network traffic / resource management	H04W 28/22

Special rules of classification

Adaptation of modulation is classified in [H04L 1/0003](#) even if line bitrate remains constant, e.g. switch-over from 8-QAM to 8-PSK.

Adaptation of modulation and coding schemes (MCS/AMR) are classified also under [H04L 1/0009](#).

Particular ARQ physical mapping aspects should be classified mainly under the [H04L 1/1893](#) or [H04L 1/1861](#).

H04L 1/0004

{applied to control information}

Special rules of classification

If the adaptation concerns both control and payload then only [H04L 1/0003](#) is used.

H04L 1/0005

{applied to payload information}

Special rules of classification

If the adaptation concerns both control and payload then only [H04L 1/0003](#) is used.

H04L 1/0006

{by adapting the transmission format}

Definition statement

This place covers:

This group covers adaptive formatting aspects, e.g. adaptive slot allocation, or adaptive packet formats other than coding.

References

Limiting references

This place does not cover:

Adaptation of format of signaling	H04L 1/0029
Channel / frequency assignment	H04W 72/00

H04L 1/0007

{by modifying the frame length}

Definition statement

This place covers:

Frame or packet length adaptation at lower OSI layers.

References

Limiting references

This place does not cover:

Maximum packet size (MTU) for TCP/IP	H04L 47/36
--------------------------------------	----------------------------

H04L 1/0009

{by adapting the channel coding ([H04L 1/1812](#) takes precedence)}

Definition statement

This place covers:

Also switching between uncoded and coded modes.

References

Limiting references

This place does not cover:

Adapting channel coding for congestion	H04L 47/38
Unequal or adaptive error correction protection	H03M 13/35

Special rules of classification

ARQ redundancy schemes are classified under the subgroups of [H04L 1/1812](#).

Repetition coding per se is classified also in [H04L 1/08](#); other types of codes under the subgroups of [H04L 1/004](#).

Adaptation of space-time coded transmissions, in particular modification of the space-time matrix is classified under the subgroups of [H04L 1/0618](#).

Adaptation of modulation and coding schemes (MCS) are classified also under [H04L 1/0003](#).

H04L 1/001

{applied to control information}

Special rules of classification

If the adaptation concerns both control and payload then only [H04L 1/0009](#) is used.

H04L 1/0011

{applied to payload information}

Special rules of classification

If the adaptation concerns both control and payload then only [H04L 1/0009](#) is used.

H04L 1/0013

{Rate matching, e.g. puncturing or repetition of code symbols}

Definition statement

This place covers:

The coding rate must be adapted in rate matching operations for link adaptation.

Special rules of classification

Use of multiple puncturing patterns is covered by [H04L 1/0068](#); general rate matching without regard to link quality is covered [H04L 1/0067](#).

H04L 1/0014

{by adapting the source coding}

References

Limiting references

This place does not cover:

Adaptive speech coding per se, no transmission involved	G10L 19/00
Adaptive video coding per se, no transmission involved	H04N 19/10

H04L 1/0015

{characterised by the adaptation strategy}

Definition statement

This place covers:

This class is used for special adaptation strategies for adopting a transmission mode, e.g. select an MCS mode, which do not fall within its subclasses. For example, use of special utility or cost functions is classified here.

H04L 1/0016**{involving special memory structures, e.g. look-up tables}****Definition statement***This place covers:*

This class is used for uncommon memory structures, e.g. switching tables, look-up tables and the like.

H04L 1/0017**{where the mode-switching is based on Quality of Service requirement}****Definition statement***This place covers:*

Guarantee of QoS and interaction of QoS parameters of higher layers and of the physical and data link layers. Adaptation takes into account types of data, e.g. real-time data.

References**Limiting references***This place does not cover:*

Wireless network traffic management	H04W 28/02
-------------------------------------	----------------------------

H04L 1/0018**{based on latency requirement}****Special rules of classification**

Latency aspects per se should be classified only here and not in any higher subgroups.

H04L 1/0019**{in which mode-switching is based on a statistical approach}****Definition statement***This place covers:*

Special statistical approaches for mode-switching including future system or channel conditions mode-switching decision, e.g. calculation of confidence intervals or sequential testing for early decisions.

H04L 1/002**{Algorithms with memory of the previous states, e.g. Markovian models}****Definition statement***This place covers:*

Algorithms explicitly using Markov chains.

H04L 1/0021**{in which the algorithm uses adaptive thresholds}****Definition statement***This place covers:*

Algorithms in which the adaptation thresholds themselves are adapted according to e.g. state of transmitter or receiver.

H04L 1/0022**{in which mode-switching is influenced by the user}****Definition statement***This place covers:*

E.g. during the negotiation phase.

References**Limiting references***This place does not cover:*

Re-negotiation phase of parameters unrelated to channel quality	H04L 5/1438
---	-----------------------------

H04L 1/0023**{characterised by the signalling}****Definition statement***This place covers:*

Signaling conveying adaptation commands or channel quality indicators, scheduling and formatting aspects thereof.

References**Limiting references***This place does not cover:*

Signaling for administration of a divided path	H04L 5/0091
MIMO systems with feedback	H04B 7/0417
Antenna switching / beamforming based on receiver feedback	H04B 7/061 , H04B 7/0619
Monitoring or testing of receivers with feedback of measurements to the transmitter	H04B 17/24
Measuring or estimating channel quality parameters	H04B 17/309

Special rules of classification

The appropriate sub-group should be assigned and the main sub-class be avoided.

Signal quality per se is classified in [H04L 1/20](#).

H04L 1/0025**{Transmission of mode-switching indication}****Definition statement***This place covers:*

Both for forward and reverse direction.

H04L 1/0026**{Transmission of channel quality indication}****References****Limiting references***This place does not cover:*

Monitoring or testing of receivers with feedback of measurements to the transmitter	H04B 17/24
---	----------------------------

H04L 1/0028**{Formatting}****Definition statement***This place covers:*

How the actual signaling is conveyed.

Special rules of classification

The appropriate sub-group should be assigned and the main sub-class be avoided. Mere error control coding of signaling is not assigned by this class.

H04L 1/0029**{Reduction of the amount of signalling, e.g. retention of useful signalling or differential signalling (power control [H04W 52/04](#))}****References****Limiting references***This place does not cover:*

Wireless Transmission Power Control	H04W 52/04
-------------------------------------	----------------------------

Special rules of classification

Protection of CQI (channel quality indicator) or TFICI (or transport format combination indicator) with error control is classified in [H04L 1/0072](#).

H04L 1/0031

{Multiple signaling transmission ([H04L 1/1664](#), [F15](#) take precedence)}

References

Limiting references

This place does not cover:

Details of the supervisory signal being transmitted together with payload signals; piggybacking	H04L 1/1664
Systems acting by means of fluids in general; Fluid-pressure actuators, e.g. servo-motors; Details of fluid-pressure systems, not otherwise provided for	F15

Special rules of classification

The class should not be assigned if the commands include an acknowledgement indication.

Piggybacked acknowledgements or transmission of command with acknowledgement indication is classified in [H04L 1/1664](#) , [H04L 1/1671](#) .

H04L 1/0032

{Without explicit signalling}

Special rules of classification

Implicit signaling is not classified here either but in relevant subgroups under [H04L 1/0033](#), [H04L 1/0036](#).

H04L 1/0033

{arrangements specific to the transmitter}

Definition statement

This place covers:

Specific parameters of transmitter aspects, i.e. circuit or computer-based implementation, e.g. amplifying circuit, etc. according to channel quality.

Special rules of classification

The class should be assigned only if its subclass is not relevant.

H04L 1/0034

{where the transmitter decides based on inferences, e.g. use of implicit signalling}

Definition statement

This place covers:

Mode switching based on ACK/NACK indications (ACK/NACKs are used as derivative channel quality indicators).

H04L 1/0036

{arrangements specific to the receiver}

Definition statement

This place covers:

Specific parameters of receiver aspects, i.e. circuit or computer-based implementation, e.g. demodulator, etc. according to channel quality.

Special rules of classification

The class should be assigned only if any subclass is not relevant.

H04L 1/0038

{Blind format detection (for detection of modulation format [H04L 27/0012](#))}

References

Limiting references

This place does not cover:

Identification of modulation type	H04L 27/0012
CDMA code identification	H04B 1/707

H04L 1/0039

{other detection of signalling, e.g. detection of TFCI explicit signalling ([H04L 1/0046](#), [H04L 27/0012](#) and [H04L 25/0262](#) take precedence)}

References

Limiting references

This place does not cover:

Code rate detection or code type detection	H04L 1/0046
Arrangements for detecting the data rate of an incoming signal	H04L 25/0262
Arrangements for identifying the type of modulation	H04L 27/0012

Special rules of classification

Code rate detection of code type detection are classified in [H04L 1/0046](#).

H04L 1/004

{by using forward error control ([H04L 1/0618](#) takes precedence; coding, decoding or code conversion, for error detection or correction [H03M 13/00](#))}

Definition statement

This place covers:

Application of FEC codes in transmission systems.

References

Limiting references

This place does not cover:

Space-time coding	H04L 1/0618
Error correction in synchronization	H04L 7/00
Error correction or detection in electrical digital data processing	G06F 11/00 - G06F 11/20
Error correction in speech coding	G10L 19/005
Error detection/correction (code construction per se, coding and decoding architectures)	H03M 13/00
Codes for error detection or error correction per se	H03M 13/00
Error correction for video transmission (e.g. MPEG)	H04N 19/89

Special rules of classification

Adaptive FEC is classified in [H04L 1/0009](#).

Space-time/frequency coding/decoding is classified in [H04L 1/0618](#), [H04L 1/0606](#)

Repetition coding is classified in [H04L 1/08](#).

Hybrid ARQ redundancy schemes (ARQ combined with FEC) are classified under the subgroups of [H04L 1/1812](#).

H04L 1/0041

{Arrangements at the transmitter end}

Definition statement

This place covers:

Hardware circuit design or functional computer-implemented arrangements.

H04L 1/0042

{Encoding specially adapted to other signal generation operation, e.g. in order to reduce transmit distortions, jitter, or to improve signal shape ([H04L 1/0067](#) takes precedence)}

Definition statement

This place covers:

The FEC encoding operation is specifically designed by taking into account other signal generation operations (e.g. properties of the modulator or local oscillator).

References

Limiting references

This place does not cover:

Rate matching	H04L 1/0067
For PSK signal shaping, e.g. trellis shaping, coset coding	H04L 27/186
QAM signal shaping, e.g. trellis shaping, coset coding	H04L 27/3416

Special rules of classification

Classes [H04L 1/0058](#), [H04L 1/006](#), [H04L 1/0067](#) are considered first before giving the above subclass.

H04L 1/0045

{Arrangements at the receiver end}

Definition statement

This place covers:

Hardware circuit design or functional computer-implemented arrangements.

H04L 1/0046

{Code rate detection or code type detection ([H04L 1/0038](#) takes precedence; detection of the data rate [H04L 25/0262](#); for packet format [H04L 1/0091](#))}

References

Limiting references

This place does not cover:

Blind format detection	H04L 1/0038
Packet format detection	H04L 1/0091
Data rate detection	H04L 25/0262

Special rules of classification

Adaptive code rate or code type detection is classified in [H04L 1/0038](#).

Packet format detection is classified in [H04L 1/0091](#).

H04L 1/0047

{Decoding adapted to other signal detection operation (in conjunction with sequence estimation or equalization [H04L 25/03286](#))}

Definition statement

This place covers:

The FEC encoding operation is specifically designed by taking into account other signal generation operations (e.g. properties of the demodulator, sensitivity to errors of later signal processing stages).

References

Limiting references

This place does not cover:

Sequence estimation or equalization	H04L 25/03286
-------------------------------------	-------------------------------

H04L 1/0048

{in conjunction with detection of multiuser or interfering signals, e.g. iteration between CDMA or MIMO detector and FEC decoder (for spatial equalizer [H04L 25/03286](#))}

References

Limiting references

This place does not cover:

Synchronization based on error correcting/detecting codes	H04L 7/048
with channel-decoding circuitry	H04L 25/03286
In conjunction with spatial equalization	H04L 25/03343 , H04L 2025/03426

H04L 1/005

{Iterative decoding, including iteration between signal detection and decoding operation}

References

Limiting references

This place does not cover:

Turbo equalization	H04L 25/03171
Turbo coding and decoding per se	H03M 13/2957

H04L 1/0054

{Maximum-likelihood or sequential decoding, e.g. Viterbi, Fano, ZJ algorithms}

References

Limiting references

This place does not cover:

Sequence estimation, e.g. Viterbi decoding arrangements	H03M 13/39 - H03M 13/41
---	--

H04L 1/0056

{Systems characterized by the type of code used ([H04L 1/08](#) takes precedence)}

References

Limiting references

This place does not cover:

By repeating transmission, e.g. Verdan system	H04L 1/08
---	---------------------------

Special rules of classification

Repetition coding is classified in [H04L 1/08](#).

H04L 1/0057

{Block codes ([H04L 1/0061](#), [H04L 1/0064](#) take precedence)}

Definition statement

This place covers:

Block codes such as Reed-Solomon codes, LDPC codes, etc.

References**Limiting references**

This place does not cover:

Error detection codes	H04L 1/0061
Concatenated codes	H04L 1/0064

Special rules of classification

Classes [H04L 1/0061](#) and [H04L 1/0064](#) take precedence.

H04L 1/0058

{Block-coded modulation}

References**Limiting references**

This place does not cover:

Coded modulation with block coding per se	H03M 13/251
---	-----------------------------

H04L 1/006

{Trellis-coded modulation}

References**Limiting references**

This place does not cover:

Coded modulation with trellis coding per se	H03M 13/256
---	-----------------------------

H04L 1/0067

{Rate matching ([H04L 1/0013](#) and [H04L 1/08](#) take precedence)}

References**Limiting references**

This place does not cover:

By repeating transmission, e.g. Verdan system	H04L 1/08
---	---------------------------

Special rules of classification

Adaptive rate matching according to link quality is covered by [H04L 1/0013](#).

Repetition coding is covered by [H04L 1/08](#).

H04L 1/0069

{Puncturing patterns}

Definition statement

This place covers:

Puncturing patterns (adaptive and non-adaptive).

H04L 1/007

{Unequal error protection (for format [H04L 1/0078](#); for codes per se [H03M 13/35](#))}

References**Limiting references**

This place does not cover:

Avoidance of errors by organising the transmitted data in a format specifically designed to deal with errors	H04L 1/0078
Unequal error protection	H03M 13/35

Special rules of classification

Unequal error protection formatting arrangements is covered by [H04L 1/0086](#).

General aspects of UEP is covered by old Indexing Code [H04L 2001/0098](#).

H04L 1/0071

{Use of interleaving (interleaving per se [H03M 13/27](#))}

Definition statement

This place covers:

Use of interleavers, which interchange data elements in the time domain in transmission systems.

Relationships with other classification places

Diversity arrangements, see [H04L 1/02](#).

References

Limiting references

This place does not cover:

Assignment of physical channels and/or subcarriers	H04L 5/00 , H04L 27/26
Interleaving per se and its memory designs	H03M 13/27
Spatial/frequency diversity for radio communication	H04B 7/02

Special rules of classification

Turbo coding interleavers are not classified here since they are considered integral part of the turbo coder.

Non-adaptive formatting arrangements is covered by [H04L 1/0086](#).

H04L 1/0072

{Error control for data other than payload data, e.g. control data}

Special rules of classification

Adaptive FEC for control data is covered by [H04L 1/001](#).

H04L 1/0073

{Special arrangements for feedback channel}

Definition statement

This place covers:

Details of FEC of feedback such as CQI, ACK.

Special rules of classification

ACK/NACK repetition coding is covered by [H04L 1/1858](#).

H04L 1/0075

{Transmission of coding parameters to receiver ([H04L 1/0023](#) takes precedence)}

Definition statement

This place covers:

Details concerning transmission of FEC related parameters related to signaling information.

Special rules of classification

Transmission of signaling for adaptation purposes is covered by [H04L 1/0023](#).

H04L 1/0076

{Distributed coding, e.g. network coding, involving channel coding (coding in both space and time [H04L 1/0618](#); cooperative diversity [H04B 7/022](#))}

Definition statement

This place covers:

Details of error control at intermediate node, e.g. exclusive OR signal coding or stronger re-encoding arrangements at relay.

References

Limiting references

This place does not cover:

Cooperative diversity	H04B 7/022
Active relay systems	H04B 7/15

Special rules of classification

Coding in both space and time is covered by [H04L 1/0618](#).

Topology aspect is covered by [H04L 2001/0097](#).

H04L 1/0078

{Avoidance of errors by organising the transmitted data in a format specifically designed to deal with errors, e.g. location (forward error control, e.g. FEC, CRC [H04L 1/004](#); adaptive formatting [H04L 1/0006](#); mappings [H04L 27/00](#))}

References

Limiting references

This place does not cover:

Physical mapping	H04L 27/00
------------------	----------------------------

Special rules of classification

Adaptive formatting is covered by [H04L 1/0006](#).

FEC coding, e.g. CRC is covered by [H04L 1/004](#).

H04L 1/0079

{Formats for control data ([H04L 1/16](#) takes precedence; training sequences [H04L 25/00](#) and [H04L 27/00](#))}

References

Limiting references

This place does not cover:

By using return channel in which the signals are sent back to the transmitter to be checked	H04L 1/16
---	---------------------------

Baseband systems	H04L 25/00
Modulated-carrier systems	H04L 27/00

Special rules of classification

Acknowledgement formats is covered by [H04L 1/16](#) and [H04L 1/1607](#).

H04L 1/0082

{fields explicitly indicating existence of error in data being transmitted, e.g. so that downstream stations can avoid decoding erroneous packet; relays}

Special rules of classification

Arrangements for preventing errors in the return channel, e.g. handshaking are covered by Indexing Code [H04L 2001/125](#).

H04L 1/0086

{Unequal error protection ([H04L 27/00](#) and [H04L 1/004](#) take precedence for layer 1/2 aspects, e.g. bit loading)}

References

Limiting references

This place does not cover:

by using forward error control	H04L 1/004
Bit loading is covered by	H04L 5/0046
Constellation mapping aspects	H04L 27/00

Special rules of classification

UEP for coding is covered by [H04L 1/007](#).

General aspects of UEP is covered by old Indexing Code [H04L 2001/0098](#).

H04L 1/009

{arrangements specific to transmitters}

Definition statement

This place covers:

Hardware circuit design or functional computer-implemented functions.

H04L 1/0091

{arrangements specific to receivers, e.g. format detection (detection of data rate [H04L 25/0262](#); detection of coding rate [H04L 1/0046](#))}

Definition statement

This place covers:

Hardware circuit design or functional computer-implemented functions.

References

Limiting references

This place does not cover:

Data rate detection is covered by	H04L 25/0262 .
-----------------------------------	--------------------------------

Special rules of classification

Code rate detection is covered by [H04L 1/0046](#).

H04L 1/02

by diversity reception

Definition statement

This place covers:

Space-time coding techniques (i.e. for radio) are classified beneath, see relevant subclasses.

In addition, non-radio diversity arrangements involving redundant, simultaneous signal transmission.

References

Informative references

Attention is drawn to the following places, which may be of interest for search:

Radio diversity arrangements (except space-time coded arrangements) are covered by	H04B 7/02
--	---------------------------

Special rules of classification

The class should be assigned only if any subclass is not applicable.

H04L 1/04

using frequency diversity

References

Limiting references

This place does not cover:

Radio frequency diversity is covered by	H04B 7/12
---	---------------------------

H04L 1/0612

{Space-time modulation}

Definition statement

This place covers:

Arrangements with constellation plane partitioning taking space-time diversity into account in equivalence to trellis coded modulation in non-diversity schemes.

H04L 1/0618**{Space-time coding}****References****Limiting references***This place does not cover:*

Radio space diversity arrangements	H04B 7/06 , H04B 7/08
------------------------------------	---

H04L 1/0625**{Transmitter arrangements}****Definition statement***This place covers:*

Hardware circuit design or functional computer-implemented arrangement.

H04L 1/0631**{Receiver arrangements}****Definition statement***This place covers:*

Hardware circuit design or functional computer-implemented arrangement.

References**Limiting references***This place does not cover:*

Sphere detection	H04L 25/03242
------------------	-------------------------------

H04L 1/0643**{block codes}****Definition statement***This place covers:*

Transmitted space-time matrices that are considered each as one block coded entity.

Special rules of classificationFor symbol block coding prior to space-time matrix transmission [H04L 1/0057](#).**H04L 1/065****{by means of convolutional encoding}****Special rules of classification**For symbol convolutional coding prior to space-time matrix transmission [H04L 1/0059](#).

H04L 1/0662

{Limited orthogonality systems}

Definition statement

This place covers:

Semi-orthogonal space-time matrix arrangements to increase the transmission rate.

H04L 1/0675

{characterised by the signaling}

Definition statement

This place covers:

Signaling pertaining to the space-time matrix.

Special rules of classification

For normal adaptive transmissions [H04L 1/0001](#).

H04L 1/08

by repeating transmission, e.g. Verdun system {([H04L 1/1858](#) and [H04L 1/189](#) take precedence)}

References

Limiting references

This place does not cover:

Transmission or retransmission of more than one copy of an acknowledgement message	H04L 1/1858
Transmission or retransmission of more than one copy of a message	H04L 1/189

Informative references

Attention is drawn to the following places, which may be of interest for search:

Adaptive and non-adaptive rate matching	H04L 1/0013 , H04L 1/0067
---	--

H04L 1/12

by using return channel

Special rules of classification

Arrangements for preventing errors in the return channel, e.g. handshaking are covered also by Indexing Code [H04L 2001/125](#).

H04L 1/14

in which the signals are sent back to the transmitter to be checked {; echo systems}

References

Informative references

Attention is drawn to the following places, which may be of interest for search:

Loop-back testing	H04L 1/243
Echo cancellation	H04B 3/20

H04L 1/16

in which the return channel carries supervisory signals, e.g. repetition request signals

References

Informative references

Attention is drawn to the following places, which may be of interest for search:

Status reports for improving the reliability of multicast or broadcast data in data switching networks	H04L 12/1863
--	------------------------------

H04L 1/1621

{Group acknowledgement, i.e. the acknowledgement message defining a range of identifiers, e.g. of sequence numbers}

Definition statement

This place covers:

Explicit indications of ranges of acknowledged data packets, e.g. sequence numbers SN:5 to 16, 23 to 25. Rules may be involved to further compress the sequence number or other signaling.

H04L 1/1628

{List acknowledgements, i.e. the acknowledgement message consisting of a list of identifiers, e.g. of sequence numbers ([H04L 1/1614](#) takes precedence)}

Special rules of classification

Bitmaps where list acknowledgements appear as 0s and 1s are in [H04L 1/1614](#).

H04L 1/18

Automatic repetition systems, e.g. Van Duuren systems

References

Informative references

Attention is drawn to the following places, which may be of interest for search:

Implementation or adaptation of Internet protocol [IP], of transmission control protocol [TCP] or of user datagram protocol [UDP]	H04L 69/16
---	----------------------------

H04L 1/1832

{Details of sliding window management}

References

Limiting references

This place does not cover:

Window size / update for TCP/IP	H04L 47/10
---------------------------------	----------------------------

H04L 1/1838

{for semi-reliable protocols, e.g. for less sensitive applications such as streaming video (buffer level management for video bitstream receiver [H04N 21/44004](#))}

References

Limiting references

This place does not cover:

Buffer level management for video bitstream receiver.	H04N 21/44004
---	-------------------------------

H04L 1/1858

{Transmission or retransmission of more than one copy of acknowledgement message}

References

Informative references

Attention is drawn to the following places, which may be of interest for search:

Repetition coding in general	H04L 1/08
------------------------------	---------------------------

H04L 1/1861

{Physical mapping arrangements (for ACK signaling see also [H04L 5/0053](#))}

Definition statement

This place covers:

Constellation / mapping rearrangements due to retransmissions, and mapping of receiver-initiated transmissions to resource blocks.

References

Limiting references

This place does not cover:

Allocation of signaling	H04L 5/0053
-------------------------	-----------------------------

H04L 1/1864

{ARQ related signaling ([H04L 1/1607](#) takes precedence)}

Special rules of classification

Acknowledgement signaling per se is classified in [H04L 1/1607](#).

H04L 1/187

{Details of sliding window management}

References

Limiting references

This place does not cover:

Window size / update for TCP/IP	H04L 47/10
---------------------------------	----------------------------

H04L 1/1877

{for semi-reliable protocols, e.g. for less sensitive applications like streaming video (buffer level management for video bitstream control arrangements [H04N 21/44004](#))}

References

Limiting references

This place does not cover:

Buffer level management for video bitstream receiver	H04N 21/44004
--	-------------------------------

H04L 1/189**{Transmission or retransmission of more than one copy of a message}****References****Informative references***Attention is drawn to the following places, which may be of interest for search:*

Repetition coding in general	H04L 1/08
------------------------------	---------------------------

H04L 1/1893**{Physical mapping arrangements (physical resource mapping in general [H04L 5/00](#))}****Definition statement***This place covers:*

Constellation / mapping rearrangements due to retransmissions, and mapping of transmitter-initiated transmissions to resource blocks.

References**Limiting references***This place does not cover:*

Physical resource mapping in general	H04L 5/00
--------------------------------------	---------------------------

H04L 1/20**using signal quality detector****References****Limiting references***This place does not cover:*

Measurement characteristics of individual pulses	G01R 29/02
Measurement of noise, signal-to-noise	G01R 29/26
Measurement of signal quality by testing	G01R 31/31708
Measurement of optical signal-to-noise, bit error rate, quality factor	H04B 10/07953
Measuring or estimating channel quality parameters	H04B 17/309

H04L 1/201**{Frame classification, e.g. bad, good or erased (frame indication per se [H04L 1/0082](#))}****Special rules of classification**Frame indication per se [H04L 1/0082](#).

H04L 1/205

{jitter monitoring}

References

Limiting references

This place does not cover:

Measurement of noise, signal-to-noise	G01R 29/26
Jitter measurement by testing	G01R 31/31709

H04L 1/22

using redundant apparatus to increase reliability

Definition statement

This place covers:

E.g. redundant stand-by links.

References

Informative references

Attention is drawn to the following places, which may be of interest for search:

Redundancy in electrical buses	H04L 12/40176
Redundant control systems	G05B 9/03
Error detection / correction	G06F 11/08
Redundant systems in computer networks	G06F 11/16
Switching spare elements	G06F 11/20
Other transmission systems with redundant channels	H04B 1/74

H04L 1/24

Testing correct operation

Definition statement

This place covers:

Testing correct operation.

References

Limiting references

This place does not cover:

Testing / monitoring arrangements	H04L 43/50 , H04L 43/00
Measurement of non-linear distortion	G01R 23/20
Measuring characteristics of individual pulses, e.g. deviation from pulse flatness, rise time, duration	G01R 29/02
Arrangements for testing circuits and fault location	G01R 31/00

Limiting references

Testing storage memories	G11C 29/00
Testing of line transmission systems	H04B 3/46
Testing for optical arrangements	H04B 10/07
Testing of transmitters / receivers	H04B 17/00
SDH/SONET monitoring	H04J 3/14
Monitoring / testing of exchanges	H04M 3/22
Testing arrangements for wireless transmission	H04W 24/00

H04L 1/243

{at the transmitter, using a loop-back}

Special rules of classification

Echo systems are in [H04L 1/14](#).

H04L 5/00

Arrangements affording multiple use of the transmission path

Definition statement

This place covers:

Arrangements for dividing a transmission path, for allocating sub-channels, signalling for multiple channel indication and duplex/half-duplex systems.

This group works at the physical layer, for wireless or line communications (ADSL).

The arrangements for dividing the transmission path involve multiple access techniques capable of supporting multiple users by sharing the available system resources. Examples of such multiple-access techniques include Frequency Division Multiple Access (FDMA) systems, Orthogonal FDMA (OFDMA) systems, multicarrier Code Division Multiple Access (multicarrier CDMA) systems, i.e. any combination of multicarrier signals and a code division.

An OFDM system may implement a radio technology such as Evolved UTRA (E-UTRA), Ultra Mobile Broadband (UMB), IEEE 802.11 (Wi-Fi), IEEE 802.16 (WiMax), IEEE 802.20, Flash-OFDM, etc.

3GPP Long Term Evolution (LTE) is a release of UMTS that uses E-UTRA, which employs OFDM on the downlink and SC-FDMA on the uplink.

References

Informative references

Attention is drawn to the following places, which may be of interest for search:

Data switching networks	H04L 12/00
Systems using multi-frequency codes	H04L 27/26
Multicarrier modulation techniques	H04L 27/2626
Multicarrier demodulation techniques	H04L 27/2647
Multicarrier synchronisation aspects	H04L 27/2655
Spread spectrum techniques in general	H04B 1/69
Frequency hopping for spread spectrum	H04B 1/713

Conditioning for two-way transmission in general	H04B 3/20
Spatial multiplexing for diversity systems (the same signal is transmitted by the different antennas)	H04B 7/0697
Multiplex communication in general	H04J
Time division multiple access (TDMA)	H04J 3/00
Orthogonal CDMA (i.e. using Walsh codes)	H04J 11/00
Code division multiple access (CDMA)	H04J 13/00
Code allocation	H04J 13/16
Wireless communication networks; Local resource management	H04W 72/00

Special rules of classification

When the multiple access scheme relies on the use of multicarrier signals, and if what is important is how the signal is modulated/demodulated, or "hardware" aspects in the transmitter or the receiver to produce or recover (like synchronisation) such signal or aspects related to the peak power reduction, then the classes under [H04L 27/2601](#) are relevant. Otherwise, to indicate that the signal involved is, for example, an OFDM signal, then the class under [H04L 5/0007](#) is used instead.

Subgroups [H04L 5/22](#), [H04L 5/225](#), [H04L 5/24](#), [H04L 5/245](#), [H04L 5/26](#) are inactive. The classification should be done in [H04J 3/00](#).

Glossary of terms

In this place, the following terms or expressions are used with the meaning indicated:

ADSL	Asymmetric Digital Subscriber Line
DMT	Discrete Multi-Tone
MC-CDMA	Multicarrier CDMA
OFDM	Orthogonal Frequency Division Multiplexing
OFDMA	Orthogonal Frequency Division Multiple Access
SC-FDMA	Single-Carrier Frequency Division Multiple Access
CC	Component Carrier
CoMP	Cooperative Multi-point
FDM	Frequency Division Multiplexing
FDMA	Frequency Division Multiple Access
IFDMA	Interleaved Frequency Division Multiple Access
MIMO	Multiple-Input Multiple-Output
PRB	Physical Resource Block
RA	Resource Allocation
SDMA	Spatial Division Multiple Access
SRS	Sounding Reference Signal
TDD	Time Division Duplex

Synonyms and Keywords

In patent documents, the following words/expressions are often used with the meaning indicated:

"pilot signals"	"Reference Signals" or "training signals" or "sounding signals".
"persistent allocation"	that the resources allocated to the user equipment (UE) are valid until the UE receives another allocation which will then override the previous one. This would typically happen in case the channel conditions have changed (or AMR codec changes) and, thus, the previous allocation would no longer be suitable for the user.

H04L 5/0001

{Arrangements for dividing the transmission path (duplexing [H04L 5/14](#); multiplexing of different sources on one path [H04J](#))}

Definition statement

This place covers:

This group answers the question "How is the transmission path split up?". Since the signals are digital, it is considered that there is always a time dimension, and thus, the minimum number of dimensions is two.

References

Limiting references

This place does not cover:

Two-way operation using the same type of signal	H04L 5/14
Multiplex communication in general	H04J

H04L 5/0007

{the frequencies being orthogonal, e.g. OFDM(A), DMT}

Definition statement

This place covers:

The case of an access method allowing multiple users to share the same frequency band by subdividing the band into orthogonal frequency channels. If the frequencies are not orthogonal then the group [H04L 5/0005](#) should be given instead.

Frequency hopping for multicarrier signals, SC-FDMA and IFDMA are also covered by [H04L 5/0007](#).

H04L 5/0017

{in which a distinct code is applied, as a temporal sequence, to each frequency}

Special rules of classification

This group should contain the cases of spreading codes in the time domain, where chips of the code are applied in sequence, once at a time, to each of the subcarriers.

H04L 5/0019

{in which one code is applied, as a temporal sequence, to all frequencies}

Special rules of classification

This group should contain the cases of spreading codes in the time domain, where each frequency sees the same spreading code (for example, multicarrier DS-CDMA).

H04L 5/0021

{in which codes are applied as a frequency-domain sequences, e.g. MC-CDMA}

Special rules of classification

This group should contain the cases of spreading codes in the frequency domain. Each chip of the spreading code is transmitted through a different subcarrier.

H04L 5/0023

{Time-frequency-space}

Definition statement

This place covers:

The combination OFDM and MIMO; or frequency reuse.

H04L 5/0028

{Variable division (signaling therefor [H04L 5/0092](#))}

Definition statement

This place covers:

Changes from time-frequency to time-frequency-space, for example.

References**Limiting references**

This place does not cover:

Indication of how the channel is divided	H04L 5/0092
--	-----------------------------

H04L 5/003

{Arrangements for allocating sub-channels of the transmission path}

Definition statement

This place covers:

Sub-channels are what the path is split up into according to [H04L 5/0001](#).

H04L 5/0032

{Distributed allocation, i.e. involving a plurality of allocating devices, each making partial allocation}

Definition statement

This place covers:

This group answers the question of "Who makes the allocation?". Cooperative allocation (for example in CoMP systems or cognitive radio systems or when dealing with ICIC, Inter-cell Interference Cancellation) is classified under [H04L 5/0032](#), which implies a plurality of base stations that cooperates or exchanges information to perform the allocation.

H04L 5/0037

{Inter-user or inter-terminal allocation}

Definition statement

This place covers:

The allocation for plurality of users, thus, to indicate which user gets what.

H04L 5/0042

{intra-user or intra-terminal allocation}

Definition statement

This place covers:

Single user case, what a single user does with its resources.

H04L 5/0044

{allocation of payload}

Definition statement

This place covers:

Allocation of payload or data in the available subchannels.

H04L 5/0046

{Determination of how many bits are transmitted on different sub-channels}

Definition statement

This place covers:

The case of having different modulations in the different subcarriers.

H04L 5/0048

{Allocation of pilot signals, i.e. of signals known to the receiver}

Definition statement

This place covers:

Pilot or reference signal patterns.

H04L 5/0053

{Allocation of signaling, i.e. of overhead other than pilot signals}

Definition statement

This place covers:

Where (for example, in the time-frequency grid) to send ACK/Nack signals, CQI (Channel Quality Indicator) signals and in general any control signalling which is not a known signal to the receiver (pilots, sounding reference symbols, SRS, or synchronisation signals are known to the receiver and they are classified under [H04L 5/0048](#)). In other words, which physical resources are used for signalling.

H04L 5/0064

{Rate requirement of the data, e.g. scalable bandwidth, data priority}

Special rules of classification

According to QoS (Quality of Service) is also classified here.

H04L 5/0078

{Timing of allocation}

Definition statement

This place covers:

The subgroups answer the question "How often the allocation is updated?". For Persistent allocation (if the update is due to channel conditions change, then [H04L 5/0085](#)), fixed allocation ([H04L 5/008](#)).

H04L 5/0092

{Indication of how the channel is divided}

Definition statement

This place covers:

How the channel is divided, for instance, for indicating that the whole frequency band is divided into a certain number of subcarriers, or that the base station informs the mobile how according to [H04L 5/0001](#) the channel is divided. Both uplink or downlink.

H04L 5/0094

{Indication of how sub-channels of the path are allocated}

Definition statement

This place covers:

The signalling of the Content of the allocation. For example, which carriers are allocated, how many bits are allocated to each subcarrier, etc. Both uplink or downlink.

H04L 5/06

the signals being represented by different frequencies (combined with time-division multiplexing [H04L 5/26](#))

Definition statement

This place covers:

FDM. Different data signals for transmission on a single communications channel are multiplexed, whereby each signal (single carrier) is assigned a non-overlapping frequency range within the main channel.

References

Limiting references

This place does not cover:

combined with the use of different frequencies	H04L 5/26
--	---------------------------

H04L 5/08

each combination of signals in different channels being represented by a fixed frequency

References

Informative references

Attention is drawn to the following places, which may be of interest for search:

Frequency regulation arrangements	H04L 27/16
-----------------------------------	----------------------------

H04L 5/14

Two-way operation using the same type of signal, i.e. duplex

Definition statement

This place covers:

ADSL systems. FDD systems.

References

Informative references

Attention is drawn to the following places, which may be of interest for search:

Repeaters for converting two wires to four wires	H04L 25/22
Reducing echo effects or singing	H04B 3/20
Selecting arrangements	H04Q 3/00

H04L 5/143

{for modulated signals ([H04L 5/1469](#) takes precedence)}

Definition statement

This place covers:

For example, Zipper (a time-synchronised frequency division duplex implementation of discrete multi-tone, DMT, modulation).

H04L 5/20

using different combinations of lines, e.g. phantom working

References

Informative references

Attention is drawn to the following places, which may be of interest for search:

Arrangements for coupling to multiple lines, e.g. for differential transmission	H04L 25/0272
Phantom interconnection between telephone switching centres	H04M 7/08

H04L 7/00

Arrangements for synchronising receiver with transmitter {(synchronisation of generators of electric oscillations or pulses [H03L 7/00](#))}

Definition statement

This place covers:

Bit or symbol synchronization of digital receivers.

Synchronization of packets or bursts in radio or optical transmission.

Bit or symbol synchronization of digital recording system, if this system is not specially adapted to recording.

Bit or symbol synchronization of in a memory system, if the system is not specially adapted to memorizing.

References

Limiting references

This place does not cover:

Synchronisation of generators of electric oscillations or pulses	H03L
Synchronisation of automatic control of frequency or phase	H03L 7/00

Informative references

Attention is drawn to the following places, which may be of interest for search:

Synchronization of OFDM	H04L 27/2601
Synchronisation of electronic time-pieces	G04G 7/00

Recording	G11B 20/00
Memory systems	G11C
Synchronization in CDMA	H04B 1/69
Synchronization of frames and in TDM networks, including timestamps	H04J 3/06
Synchronising in TV system	H04N 5/04
Regeneration of clock signals for television systems	H04N 7/0352

Glossary of terms

In this place, the following terms or expressions are used with the meaning indicated:

OFDM	Orthogonal Frequency Division Multiplexing
CDMA	Code Division Multiple Access
TDM	Time Division Multiplex
PLL	Phase Locked Loop
DLL	Delay Locked Loop

H04L 7/0004

{Initialisation of the receiver ([H04L 7/0075](#) and [H04L 7/10](#) take precedence)}

Definition statement

This place covers:

Calibration of synchronizers.

Special rules of classification

[H04L 7/0075](#) and [H04L 7/10](#) take precedence.

H04L 7/0008

{Synchronisation information channels, e.g. clock distribution lines}

Definition statement

This place covers:

Source synchronous systems.

Transmission of clock on a dedicated channel, line or link.

Clockwise and counterclockwise clock distribution.

Clock distributed as sinus or standing wave

References

Limiting references

This place does not cover:

Clock distribution in computers or integrated circuits	G06F 1/04
Clock distribution in semiconductor memory systems	G11C

Informative references

Attention is drawn to the following places, which may be of interest for search:

Data over clock	H04L 5/04 , H04J 7/00 , H04J 9/00
-----------------	--

H04L 7/0012

{by comparing receiver clock with transmitter clock}

Definition statement

This place covers:

The received clock is compared with a local clock of the receiver. The comparison controls the synchronisation.

References**Limiting references**

This place does not cover:

The data is not used in the detection of the error or in other parts of the synchronisation. Using the received data for synchronization is classified under [H04L 7/02](#) or [H04L 7/04](#).

Special rules of classification

Synchronization of received clock and local clock by PLL or DLL, [H03L 7/00](#) takes precedence.

H04L 7/0016

{correction of synchronization errors}

Definition statement

This place covers:

Correction of the synchronisation error in receiver or transmitter

References**Limiting references**

This place does not cover:

Detection of synchronisation error by means of signal transition, e.g. PLL	H04L 7/033
--	----------------------------

H04L 7/002

{correction by interpolation}

Definition statement

This place covers:

Applies also to clock interpolation in the transmitter for the purpose of synchronisation.

Special rules of classification

If clock interpolation for synchronization is performed at the transmitter, also [H04L 7/0091](#) should be applied.

H04L 7/0025

{interpolation of clock signal}

Definition statement

This place covers:

Covers interpolation of received clock of source synchronous systems.

Covers interpolation of local, e.g. interpolation among several local phase shifted clocks.

References

Informative references

Attention is drawn to the following places, which may be of interest for search:

Selection out of many clock phases for synchronisation, e.g. phase picking, if the control uses transitions of the received data	H04L 7/0337
--	-----------------------------

H04L 7/0029

{interpolation of received data signal}

References

Informative references

Attention is drawn to the following places, which may be of interest for search:

Detection of synchronization error by monitoring at least on equalizer tap weight	H04L 7/0058
Equalizers per se	H04L 25/03
Rate adaption	H04L 25/05
Digital Filters, e.g. FIR Filter	H03H 17/06

Synonyms and Keywords

In patent documents, the following abbreviations are often used:

SRC	Sample Rate Conversion
-----	------------------------

H04L 7/0033

{Correction by delay}

Definition statement

This place covers:

Delay of other signals than clock or information data, e.g. delay of additional signalling among transmitter and receiver

References

Limiting references

This place does not cover:

Delay of command signals specific for memory systems, e.g. strobe signal DQS	G11C
--	----------------------

Informative references

Attention is drawn to the following places, which may be of interest for search:

Selection out of many clock phases for synchronisation, e.g. phase picking, if the control uses transitions of the received data	H04L 7/0337
--	-----------------------------

H04L 7/0037

{Delay of clock signal}

Definition statement

This place covers:

Delay of a received clock signal, e.g. a clock signal received by via a clock line. Delay of a clock signal in the receiver or in the transmitter

References

Limiting references

This place does not cover:

[H04L 7/0337](#) takes precedence if the synchronization makes use of the transitions of the received data signal

H04L 7/0041

{Delay of data signal}

Definition statement

This place covers:

Delay of a received data signal.

Delay of the data signal in the transmitter, e.g. the transmitter receiver an information regarding the synchronisation error.

References

Limiting references

This place does not cover:

[H04L 7/0337](#) takes precedence if the synchronization makes use of the transitions of the received data signal

H04L 7/005

{Correction by an elastic buffer}

Definition statement

This place covers:

An elastic buffer or FIFO is used to compensate the synchronisation error

References

Informative references

Attention is drawn to the following places, which may be of interest for search:

Rate adaption, e.g. from 8 kHz to 9.2 kHz	H04L 25/05
Elastic buffers in computer systems	G06F 5/06
Synchronisation using elastic buffers in time multiplexing systems or packet multiplexing systems	H04J 3/062

Glossary of terms

In this place, the following terms or expressions are used with the meaning indicated:

FIFO	First-In First-Out buffer
------	---------------------------

H04L 7/0054

{Detection of the synchronisation error by features other than the received signal transition (by means of signal transition [H04L 7/033](#))}

Definition statement

This place covers:

Synchronization by sample processing, e.g. Wave-Difference-Method.

Determination of gradients.

References

Limiting references

This place does not cover:

By means of signal transition	H04L 7/033
-------------------------------	----------------------------

Special rules of classification

Synchronization by determining maximum of first derivation of sampled waveform as estimate of zero or threshold crossing: [H04L 7/0334](#) takes precedence.

Synchronization by determining zero of the second derivation of the sampled waveform: [H04L 7/007](#) takes precedence.

H04L 7/0058

{detection of error based on equalizer tap values}

Definition statement

This place covers:

Detection of error by monitoring of equalizer taps, e.g. center tap tracking.

H04L 7/0062

{detection of error based on data decision error, e.g. Mueller type detection}

Definition statement

This place covers:

Error of the data decision, e.g. subtracting input from output of the decision device, to control synchronisation.

Timing Function: Combining of the error with input signals or not decided symbols.

References

Informative references

Attention is drawn to the following places, which may be of interest for search:

Synchronization based on data transition by sample processing of at least three levels, e.g. soft decisions.	H04L 7/0334
--	-----------------------------

H04L 7/0066

{detection of error based on transmission code rule}

Definition statement

This place covers:

Synchronization using properties of line codes like Manchester, PPM or RZ. Synchronization using properties of block codes as 4b/5b.

Also covers violations of such coding rules to transmit synch information.

References

Informative references

Attention is drawn to the following places, which may be of interest for search:

Line coding	H04L 25/4902
Block coding mb/nb	H04L 25/4908

Glossary of terms

In this place, the following terms or expressions are used with the meaning indicated:

PPM	Pulse Position Modulation
-----	---------------------------

H04L 7/007

{detection of error based on maximum signal power, e.g. peak value, maximizing autocorrelation}

Definition statement

This place covers:

Covers SCCL detectors, Sample Correlate Choose Largest.

References

Informative references

Attention is drawn to the following places, which may be of interest for search:

Synchronization by maximum signal power on symbols known to the receiver, e.g. fixed synchronization information or UW. Correlation of UW for synchronization	H04L 7/042
---	----------------------------

Glossary of terms

In this place, the following terms or expressions are used with the meaning indicated:

UW	Unique Word
----	-------------

H04L 7/0075

{with photonic or optical means}

Definition statement

This place covers:

This group covers clock synchronisation using at least one optical device that is essential for the functioning of the synchronizer. A synchronizer used in an optical transmission system but using exclusively electrical means for synchronization has to be classified in the other respective groups of [H04L 7/00](#).

References

Informative references

Attention is drawn to the following places, which may be of interest for search:

Non-linear optical devices	G02F 1/35
Computer systems or integrated circuits with clock distribution at least partially optical	G06F 1/105
Optical regenerators and retiming, e.g. 2R,3R	H04B 10/29
Optical TDM, alignment of optical frames and time slots	H04J 14/08

Synonyms and Keywords

In patent documents, the following abbreviations are often used:

NOLM	Non-linear Optical Loop Mirror
TOAD	Terahertz Optical Asymmetric Demultiplexer

H04L 7/0079

{Receiver details}

Definition statement

This place covers:

Details in the construction of the synchronizer in the receiver, e.g. adaption of signals among various parts of the receiver; constructional details

References

Informative references

Attention is drawn to the following places, which may be of interest for search:

Details of RF receivers	H04B 1/0003 , H04B 1/16
-------------------------	---

H04L 7/0083

{taking measures against momentary loss of synchronisation, e.g. inhibiting the synchronisation, using idle words or using redundant clocks}

References

Informative references

Attention is drawn to the following places, which may be of interest for search:

Introducing fill or idle bits into the data to maintain synchronization	H04L 2007/045
Error detection or correction of clock faults in computer systems	G06F 11/1604
PLL or DLL with redundancy	H03L 7/07
PLL or DLL with arrangements for protection against power supply fail	H03L 7/14
Fail safe clock arrangements in TDM equipment	H04J 3/0688

Special rules of classification

This class can be applied additionally to any other class in [H04L 7/00](#)

H04L 7/0087

{Preprocessing of received signal for synchronisation, e.g. by code conversion, pulse generation or edge detection}

References

Informative references

Attention is drawn to the following places, which may be of interest for search:

Synchronization by spectral filtering	H04L 7/027
---------------------------------------	----------------------------

H04L 7/0091

{Transmitter details}

Definition statement

This place covers:

The transmitter is adapted to the synchronisation process, e.g. the receiver provides signalling concerning the synchronisation error to the transmitter.

References

Informative references

Attention is drawn to the following places, which may be of interest for search:

Synchronization in computer networks, e.g. Time of Day	G06F 1/04
Buffers between clock domains	G06F 5/06 ; H04L 7/00

H04L 7/02

Speed or phase control by the received code signals, the signals containing no special synchronisation information {([H04L 7/0075](#) takes precedence)}

Definition statement

This place covers:

The error is based on the received code signal.

Synchronisation is achieved by intermediate buffering, multiple phases and/or intermediate clocks. Synchronisation of interfaces or among equipments having different clock phases or clock domains

References

Limiting references

This place does not cover:

with photonic or optical means	H04L 7/0075
--------------------------------	-----------------------------

Informative references

Attention is drawn to the following places, which may be of interest for search:

Synchronization based on transition of the received code signal	H04L 7/033
Using the properties of error detecting or error correcting codes	H04L 7/048
Computer systems with synchronization between clock domains	G06F 1/12
Computer systems with buffering between clock domains	G06F 5/06
Tuning resonant circuits	H03J
Bistable circuits with means to increase reliability, e.g. avoid metastability	H03K 3/0375

H04L 7/027

extracting the synchronising or clock signal from the received signal spectrum, e.g. by using a resonant or bandpass circuit

Definition statement

This place covers:

A spectral line at clock rate of NRZ data can be generated, e.g. by squaring or differentiating and subsequent filtering, e.g. SAW filter or FFT.

Covers detection of synchronization error by measuring a spectral property of a known code signal, e.g. UW or dotting.

References

Informative references

Attention is drawn to the following places, which may be of interest for search:

Repeaters with retiming	H04L 25/242
Manipulating pulses with desired output intervals by the use of time reference signals, e.g. clock signals	H03K 5/135
Manipulating pulses by resonant circuits	H03K 5/145

Synonyms and Keywords

In patent documents, the following abbreviations are often used:

Dotting	Sequence of alternating pulses, e.g. 1010..
UW	Unique Word

H04L 7/033

using the transitions of the received signal to control the phase of the synchronising-signal-generating means, e.g. using a phase-locked loop

Definition statement

This place covers:

PLL with edge detectors, and at least partial analog loop elements, e.g. VCO;

Edge detectors like HOGGE type or ALEXANDER type.

The term "control" does not limit the scope to "tracking" or "closed loop" but includes also feed-forward control.

References

Informative references

Attention is drawn to the following places, which may be of interest for search:

Measuring phase angle between a voltage and a current	G01R 25/00
Transition or edge detectors	H03K 5/1534
PLL or DLL	H03L 7/00

Special rules of classification

Initialization of the PLL is further classified in [H04L 7/0004](#).

Special adaptations for preventing loss of synchronization or loss of lock are also classified in [H04L 7/0083](#)

H04L 7/0331

{with a digital phase-locked loop [PLL] processing binary samples, e.g. add/subtract logic for correction of receiver clock ([H04L 7/0337](#) takes precedence)}

Definition statement

This place covers:

This group also covers detection of the synchronization error by measuring the length of the received bits, e.g. by oversampling and sample processing of binary samples.

Covers correction of the synchronization error by add/subtract logic.

Digital implementation of DTTL.

References

Informative references

Attention is drawn to the following places, which may be of interest for search:

Synchronization by integrate/dump	H04L 7/0332
Selection or interpolation among plural phase shifted clocks	H04L 7/0337
Comparing the phase or frequency	H03D 13/00
DPLL in general	H03L 7/099

Special rules of classification

[H04L 7/0337](#) takes precedence

For the pulse length measurement is done by analogue means, e.g. integrate/dump, [H04L 7/0332](#) takes precedence.

Synonyms and Keywords

In patent documents, the following abbreviations are often used:

PWD	Pulse Width Distortion
DTTL	Data Transition Tracking Loop

H04L 7/0332

{with an integrator-detector}

Definition statement

This place covers:

Analogue techniques of determining the synchronization error by measuring a pulse length esp. for line codes with a transition in the bit cell like Manchester coding or NRZI.

Analogue implementation of DTTL.

References

Limiting references

This place does not cover:

Digital implementation of DTTL	H04L 7/0331
--------------------------------	-----------------------------

Informative references

Attention is drawn to the following places, which may be of interest for search:

Line coding	H04L 25/49
-------------	----------------------------

Glossary of terms

In this place, the following terms or expressions are used with the meaning indicated:

DTTL	Data Transition Tracking Loop
------	-------------------------------

H04L 7/0334

{Processing of samples having at least three levels, e.g. soft decisions}

Definition statement

This place covers:

Samples processed of more than binary values, if the processing evaluates a symbol transition.

First and also higher order derivatives of the sampled waveform, if a transition is detected.

Statistical analysis of the samples, e.g. histogram.

References

Limiting references

This place does not cover:

Synchronization by detection of decision error of samples	H04L 7/0062
---	-----------------------------

Informative references

Attention is drawn to the following places, which may be of interest for search:

Demodulators	H04L 27/00
--------------	----------------------------

H04L 7/0337

{Selecting between two or more discretely delayed clocks or selecting between two or more discretely delayed received code signals}

Definition statement

This place covers:

The selected phase is looped back into the phase error detection.

Definition statement

Comparison of the actually selected phase with a previously selected phase is not feed backward under this definition. Such a comparison functions as a filter, e.g. for reducing large phase jumps or jitter.

Phase aligners in switches of communication networks or packet receivers.

Phase aligners for electronic displays, e.g. DVI or HDMI interfaces, if the invention is not specially adapted to such a display, e.g. using special signals.

Synchronization by phase picking.

Covers also interpolation among different clock phases.

References

Informative references

Attention is drawn to the following places, which may be of interest for search:

Computer interfaces or busses	G06F 13/40
Electronic displays	G09G
Synchronization in a TDM node	H04J 3/0685

Special rules of classification

Selection in an open loop control: [H04L 7/0338](#) takes precedence.

H04L 7/04

Speed or phase control by synchronisation signals {(H04L 7/0075 takes precedence)}

Definition statement

This place covers:

Documents that only refer to the use of a synchronisation signal, e.g. UW, without further specifying their structure or the way it is detected.

Comma free codes.

Forbidden code words.

Relationships with other classification places

Synchronization signals in TDM frames: [H04J 3/0602](#).

References

Limiting references

This place does not cover:

With photonic or optical means	H04L 7/0075
--------------------------------	-----------------------------

Informative references

Attention is drawn to the following places, which may be of interest for search:

Arrangements for synchronising receiver with transmitter	H04L 7/00
--	---------------------------

Synchronization information for carrier synchronization in demodulators	H04L 2027/0083
For changing the speed of data flow, i.e. speed regularizing	G06F 5/06

Special rules of classification

Special synchronisation signals, e.g. midambles or variable UW: [H04L 7/041](#).

Synonyms and Keywords

In patent documents, the following abbreviations are often used:

Dotting	Alternating 1010... sequence or sequence of complex phase reversal, e.g. ABAB constellation points during training of a MODEM
UW	Unique Word as generic synonym for synchronisation data in the received signal.

H04L 7/041

{using special codes as synchronising signal}

Definition statement

This place covers:

Code construction.

Theory of codes used for synchronization.

Training sequences or midambles.

Variable Synchronization codes, e.g. according to synchronization state or for transmission of low rate data like signalling.

References

Informative references

Attention is drawn to the following places, which may be of interest for search:

Training sequences for carrier synchronisation	H04L 2027/0093
Corresponding special codes for TDM frames	H04J 3/0605

H04L 7/042

{Detectors therefor, e.g. correlators, state machines (digital correlators in general [G06F 17/15](#))}

Definition statement

This place covers:

Cross-correlation or auto-correlation.

Peak detection, threshold control at the output of the correlator.

References

Informative references

Attention is drawn to the following places, which may be of interest for search:

Correlation computing	G06F 17/15
Detectors of FAW in TDM frames	H04J 3/0608
Selective call receivers	H04W 88/022

Special rules of classification

Windowing around expected location of the synchronization information, [H04L 7/08](#) takes precedence.

Synchronization state machines or diagrams for acquisition, search, verify or lock, [H04L 7/10](#) takes precedence.

Synonyms and Keywords

In patent documents, the following abbreviations are often used:

UW	Unique Word. This term is even used even if the bits of the synchronization information could occur in other places of the received data, e.g. mimic in the payload
----	---

H04L 7/043

{Pseudo-noise [PN] codes variable during transmission (synchronisation of spread spectrum receivers [H04B 1/69](#))}

Definition statement

This place covers:

PN codes used for synchronisation, if the PN synchronisation signals is varying during transmission, e.g. by a feedback shift-register. Fixed synchronisation signals, e.g. unique words, FAW signals, are not to be classified in this group. This also applies even if the synchronisation signal can be presented as a state of such a PN-code generator. Only if the generator is active and shifts, then the document is classified here.

References

Limiting references

This place does not cover:

Scrambling	H04L 25/03866
Synchronisation of Spread Spectrum receivers	H04B 1/69
PN codes for synchronization of TDM frames	H04J 3/0611

Glossary of terms

In this place, the following terms or expressions are used with the meaning indicated:

PN code	Pseudo-Noise or pseudorandom code
FAW	Frame Alignment Word

H04L 7/044

{using a single bit, e.g. start stop bit}

Definition statement

This place covers:

Synchronization by using a start bit or start/stop bit, incl. the use of the transition of the stop bit to the adjacent start bit.

Covers single synch pulses with differing length from information pulse length.

References

Limiting references

This place does not cover:

Two or more pulses with differing length compared to the length of the data bits	H04L 7/06
--	---------------------------

Informative references

Attention is drawn to the following places, which may be of interest for search:

Start/Stop transmission in general	H04L 25/38
------------------------------------	----------------------------

H04L 7/046

{using a dotting sequence}

Definition statement

This place covers:

Complex phase reversals used for symbol synchronization in digital demodulators.

References

Limiting references

This place does not cover:

Transmission of a dotting sequence without further transmission of user data is a transmission of a clock signal	H04L 7/0008
--	-----------------------------

Informative references

Attention is drawn to the following places, which may be of interest for search:

Detection of dotting by spectral analysis, e.g. filter around basic frequency	H04L 7/027
If the dotting is degraded at the receiver to a sinus	H04L 2007/047
Digital demodulators	H04L 27/00

Glossary of terms

In this place, the following terms or expressions are used with the meaning indicated:

Dotting sequence	Alternating sequence, e.g. 1010... , 01010, ABAB
------------------	--

H04L 7/048

{using the properties of error detecting or error correcting codes, e.g. parity as synchronisation signal}

Definition statement

This place covers:

Use of Error Correcting or detecting codes for alignment of packets or ATM cells.

References

Informative references

Attention is drawn to the following places, which may be of interest for search:

Error Detection or correction codes in general, e.g. ECC or FEC	H04L 1/00
Synchronisation based on error coding or decoding or code conversion	H03M 13/33

Glossary of terms

In this place, the following terms or expressions are used with the meaning indicated:

ATM	Asynchronous Transfer Mode
-----	----------------------------

H04L 7/06

the synchronisation signals differing from the information signals in amplitude, polarity or frequency {or length}

Definition statement

This place covers:

[H04L](#) as such is directed to transmission of digital signals, meaning the information is transmitted in binary form. Synchronisation signals classified here have a different form than the information signal, e.g. a higher amplitude, a longer pulse width.

References

Informative references

Attention is drawn to the following places, which may be of interest for search:

Detection the differing parameter based on the coding rule	H04L 7/0066
Detection of the differing length by a digital means	H04L 7/0331
Single pulse for synchronization	H04L 7/044
Line codes and detectors therefore	H04L 25/49

H04L 7/065

{and superimposed by modulation}

Definition statement

This place covers:

Synchronisation information is not transmitted in series with the information signals, i.e. as this is the case for packet headers. Instead, a synchronisation signal is provided by modulation of the information signal, e.g. by an amplitude modulation using a low modulation index

References

Informative references

Attention is drawn to the following places, which may be of interest for search:

Amplitude modulation of the synchronization information	H04J 7/00
The synchronization information is multiplexed as a differing type of modulation	H04J 9/00

H04L 7/08

the synchronisation signals recurring cyclically

Definition statement

This place covers:

Detection by windowing around the expected recurring location of the synchronization information.

References

Limiting references

This place does not cover:

Frame synchronization of TDM frames	H04J 3/0602
-------------------------------------	-----------------------------

H04L 7/10

Arrangements for initial synchronisation

Definition statement

This place covers:

Variable synchronization information for initialisation.

During initialisation, variable means of the detector, e.g. low detection threshold and increasing threshold when synchronisation information is detected.

Signalling or handshaking for initialisation.

References

Limiting references

This place does not cover:

Details of the phase-locked loop for assuring initial synchronisation	H03L 7/10
---	---------------------------

Special rules of classification

Other means for synchronisation, [H04L 7/0004](#) takes precedence.

Start/Stop bit detection, [H04L 7/044](#) takes precedence.

Dotting detection, [H04L 7/046](#) takes precedence.

H04L 9/00

{Cryptographic mechanisms or cryptographic} arrangements for secret or secure communications; Network security protocols

Definition statement

This place covers:

Cryptographic mechanisms including cryptographic protocols and cryptographic algorithms, whereby a cryptographic protocol is a distributed cryptographic algorithm defined by a sequence of steps precisely specifying the actions required of two or more entities to achieve specific security objectives (e.g. cryptographic protocol for key agreement), and whereby a cryptographic algorithm is specifying the steps followed by a single entity to achieve specific security objectives (e.g. cryptographic algorithm for symmetric key encryption).

[H04L 9/00](#) focuses on cryptographic mechanisms such as encryption schemes, digital signatures, hash functions, random number generation, key management, said cryptographic mechanisms providing information security such as privacy or confidentiality, data integrity, message authentication, entity authentication, authorization, validation, certification, time-stamping.

[H04L 9/00](#) covers also Financial cryptography.

[H04L 9/00](#) covers also countermeasures against attacks on cryptographic mechanisms.

Relationships with other classification places

[H04L 63/00](#) Networking architectures and network communication protocols for securing the traffic flowing through data packet networks and providing secure exchanges among applications communicating through data packet networks.

[H04L 63/00](#) covers specifically network architectures and network communication protocols for supporting:

- filtering (e.g. transferring, blocking, dropping) traffic according to security rules;
- authenticating and authorizing the entities sending and/or receiving the traffic;
- protecting the data packets against unauthorized reading or modification;
- detecting intruders and preventing the transmission of unauthorized, malicious or forged packets;
- lawful interception for legally authorised parties to access protected information.

[H04L 63/00](#) focuses on network architectures (i.e. network entities involved, roles played by these entities) and network communication protocols (i.e. how these network entities communicate) regardless of the specifics of the cryptographic mechanism used.

[G06F 21/00](#) Security arrangements for protecting computers or computer systems against unauthorised activity, where the cryptographic mechanisms are not relevant.

References

Informative references

Attention is drawn to the following places, which may be of interest for search:

Network architectures or network communication protocols for network security	H04L 63/00
Pseudo-random number generators (if not intended for cryptographic purposes)	G06F 7/584
Finite field arithmetic over elliptic curve (if not intended for cryptographic purposes)	G06F 7/725
Protection against unauthorized use of memory	G06F 12/14
Pattern recognition	G06F 18/00
Security arrangements for protecting computers, components thereof, programs or data against unauthorised activity	G06F 21/00
Payments on Internet	G06Q 20/00
Smarts-cards	G07F 7/10
Coding or ciphering apparatuses for cryptographic or other purposes involving the need for secrecy	G09C
Circuits for prevention of unauthorised reproduction	G11B 20/00086
Aspects related to secret communication for (analogue) speech signals	H04K 1/00
Secrecy systems for scanning, transmission or reproduction of documents	H04N 1/44
Subscription TV encryption	H04N 7/167
Content distribution	H04N 21/00
Network architectures or network communication protocols for wireless network security	H04W 12/00

Special rules of classification

The classification of additional information is not seen as mandatory; it will be up to the classifier to decide whether the additional information should be classified or not (is pertinent or not). If considered pertinent, it should be classified.

Indexing Codes are to be used as orthogonal cross.

Invention may be assign more than one code if necessary.

Synonyms and Keywords

In patent documents, the following abbreviations are often used:

MAC	Message authentication code
DPA	Differential power analysis
SPA	Simple power analysis
PRNG	Pseudo random number generator
PKI	Public key infrastructure
KDC	Key distribution server
TTP	Trusted third party

CA	Certificate authority
IBE	Identity based encryption
DH	Diffie-Hellman
QKD	Quantum key distribution
TPM	Trusted platform module
PUF	Physically unclonable function
CRL	Certificate revocation list

In patent documents, the following words/expressions are often used as synonyms:

- "encryption" and "ciphering"

H04L 9/002

{Countermeasures against attacks on cryptographic mechanisms (network architectures or network communication protocols for protection against malicious traffic [H04L 63/1441](#))}

Definition statement

This place covers:

Subject-matter directed to protection and enhancement of cryptographic mechanisms against cryptographic attacks as replay, brute force or birthday attacks.

References

Limiting references

This place does not cover:

Network architectures or network communication protocols for protection against malicious traffic	H04L 63/1441
---	------------------------------

H04L 9/006

{involving public key infrastructure [PKI] trust models (network architecture or network communication protocol for supporting authentication of entities using certificates in a packet data network [H04L 63/0823](#))}

Definition statement

This place covers:

Subject-matter directed to authentication infrastructures based on public-key cryptography.

References

Limiting references

This place does not cover:

Network architecture or network communication protocol for supporting authentication of entities using certificates in a packet data network	H04L 63/0823
--	------------------------------

H04L 9/008**{involving homomorphic encryption}****Definition statement***This place covers:*

Subject-matter directed to homomorphic cryptographic mechanisms.

H04L 9/06**the encryption apparatus using shift registers or memories for block-wise {or stream} coding, e.g. DES systems {or RC4; Hash functions; Pseudorandom sequence generators}****Definition statement***This place covers:*

Subject-matter directed to symmetric-key encryption as DES, (i.e. same keys are used for encryption and decryption), hash functions as MD5, stream ciphers as RC4 or pseudorandom sequence generation.

H04L 9/0618**{Block ciphers, i.e. encrypting groups of characters of a plain text message using fixed encryption transformation}****Definition statement***This place covers:*

Encrypting groups of characters of a plain text message using a fixed encryption transformation.

H04L 9/0625**{with splitting of the data block into left and right halves, e.g. Feistel based algorithms, DES, FEAL, IDEA or KASUMI}****Definition statement***This place covers:*

Subject-matter directed to cryptographic mechanisms as Feistel based algorithms, DES, FEAL, IDEA or KASUMI algorithms.

H04L 9/0631**{Substitution permutation network [SPN], i.e. cipher composed of a number of stages or rounds each involving linear and nonlinear transformations, e.g. AES algorithms}****Definition statement***This place covers:*

Ciphers composed of a number of stages/rounds each involving linear or nonlinear transformations, as AES algorithm.

H04L 9/0637

{Modes of operation, e.g. cipher block chaining [CBC], electronic codebook [ECB] or Galois/counter mode [GCM]}

Definition statement

This place covers:

Subject-matter directed to modes of operation for block ciphers, as CBC (cipher block chaining), CFB (cipher feedback) or OFB (output feedback).

H04L 9/0643

{Hash functions, e.g. MD5, SHA, HMAC or f9 MAC}

Definition statement

This place covers:

The design, structure or function of cryptographic hash functions, as message authentication codes (MAC) or modification detection codes (MDC).

H04L 9/065

{Encryption by serially and continuously modifying data stream elements, e.g. stream cipher systems, RC4, SEAL or A5/3}

Definition statement

This place covers:

Subject-matter directed to synchronous or asynchronous stream ciphers (i.e. encrypting individual characters of a plaintext message one at a time, using an encryption transformation which varies with time), and to key-stream generation.

H04L 9/0656

{Pseudorandom key sequence combined element-for-element with data sequence, e.g. one-time-pad [OTP] or Vernam's cipher}

Definition statement

This place covers:

Subject-matter directed to encryption (combination) of data with (pseudo)random key-stream.

H04L 9/0662

{with particular pseudorandom sequence generator}

Definition statement

This place covers:

Subject-matter directed to the design, structure, functionality or mechanism of pseudorandom sequence generators.

H04L 9/0668

{producing a non-linear pseudorandom sequence}

Definition statement

This place covers:

Subject-matter directed to the design, structure, functionality or mechanism of pseudorandom sequence generators using non-linear functions.

H04L 9/08

Key distribution {or management, e.g. generation, sharing or updating, of cryptographic keys or passwords (network architectures or network communication protocols for supporting key management in a packet data network [H04L 63/06](#))}

Definition statement

This place covers:

Subject-matter directed to management of secret material including generation, distribution, sharing, updating of cryptographic keys or passwords.

References

Limiting references

This place does not cover:

Network architectures or network communication protocols for supporting key management in a packet data network	H04L 63/06
---	----------------------------

H04L 9/0816

{Key establishment, i.e. cryptographic processes or cryptographic protocols whereby a shared secret becomes available to two or more parties, for subsequent use}

Definition statement

This place covers:

Subject-matter directed to processes or cryptographic protocols whereby a secret (as cryptographic key, password) becomes available to two or more parties, for subsequent cryptographic use.

H04L 9/0819

{Key transport or distribution, i.e. key establishment techniques where one party creates or otherwise obtains a secret value, and securely transfers it to the other(s) (network architectures or network communication protocols for key distribution in a packet data network [H04L 63/062](#))}

Definition statement

This place covers:

Subject-matter directed to key establishment techniques where one party creates or otherwise obtains a secret value, and securely transfers it to other(s).

References

Limiting references

This place does not cover:

Network architectures or network communication protocols for key distribution in a packet data network	H04L 63/062
--	-----------------------------

H04L 9/0822

{using key encryption key}

Definition statement

This place covers:

Subject-matter directed to managing (e.g. transport, distribute) cryptographic keys for securing information by using key encryption keys. Before transmission/distribution the cryptographic keys are encrypted with the key encryption keys. Passwords may be also used as cryptographic keys for encryption.

H04L 9/0825

{using asymmetric-key encryption or public key infrastructure [PKI], e.g. key signature or public key certificates}

Definition statement

This place covers:

Subject-matter directed to managing (e.g. transport, distribute) cryptographic keys for securing information by using public key encryption. The cryptographic key is either encrypted with a private key (i.e. signature) and decrypted with the corresponding public key, or it is encrypted with a public key and decrypted with the corresponding private key. A public key infrastructure (PKI) may be also used wherein the public keys are certified.

H04L 9/0827

{involving distinctive intermediate devices or communication paths (network architectures or network communication protocols using different networks [H04L 63/18](#))}

Definition statement

This place covers:

Subject-matter directed to exchanging/distributing cryptographic keys between communication partners by using distinctive intermediate devices or communication paths/channels. The paths/channels may be out-of-band channels or virtual paths.

References

Limiting references

This place does not cover:

Network architectures or network communication protocols using different networks	H04L 63/18
---	----------------------------

H04L 9/083

{involving central third party, e.g. key distribution center [KDC] or trusted third party [TTP]}

Definition statement

This place covers:

Subject-matter directed to centralized key units as key distribution center (KDC), trusted third party (TTP) or key translation center (KTC) that are used for cryptographic key management.

Examples: "Handbook of Applied Cryptography" by A.J. Menezes, P.C. van Oorschot, S. A. Vanstone, 5th Edition, June 2001, Pages 546-549.

H04L 9/0833

{involving conference or group key (network architectures or network communication protocols for key management in group communication in a packet data network [H04L 63/065](#))}

Definition statement

This place covers:

Subject-matter directed to secure mechanisms for distributing cryptographic group keys to different communication entities. To ensure the security of a multi-party communication, the multi-party communication messages are transmitted in encrypted form. The group key used for encrypting and decrypting the multi-party communication messages are only known to the group members, so as to ensure that the encrypted messages may be interpreted only by the group members.

References

Limiting references

This place does not cover:

Network architectures or network communication protocols for key management in group communication in a packet data network	H04L 63/065
---	-----------------------------

H04L 9/0836

{using tree structure or hierarchical structure}

Definition statement

This place covers:

Subject-matter directed to mechanisms for distributing cryptographic conference or group keys to different communication entities involving tree or hierarchical structures wherein the central key unit is the root and the group members are the leaves.

H04L 9/0838

{Key agreement, i.e. key establishment technique in which a shared key is derived by parties as a function of information contributed by, or associated with, each of these (network architectures or network communication protocols for key exchange in a packet data network [H04L 63/061](#))}

Definition statement

This place covers:

Subject-matter directed to key establishment techniques in which a shared key is derived by parties as a function of information contributed by, or associated with, each of these, ideally such that no party can predetermine the resulting value.

References

Limiting references

This place does not cover:

Network architectures or network communication protocols for key exchange in a packet data network	H04L 63/061
--	-----------------------------

H04L 9/0841

{involving Diffie-Hellman or related key agreement protocols}

Definition statement

This place covers:

Subject-matter directed to key agreement protocols that allow users or entities to exchange public key values and from these values and knowledge of their own corresponding private keys, securely compute a shared key, allowing for further secure communication.

Examples: "Handbook of Applied Cryptography" by A.J. Menezes, P.C. van Oorschot, S. A. Vanstone, 5th Edition, June 2001, Pages 515-516.

H04L 9/0844

{with user authentication or key authentication, e.g. ElGamal, MTI, MQV-Menezes-Qu-Vanstone protocol or Diffie-Hellman protocols using implicitly-certified keys}

Definition statement

This place covers:

Subject-matter directed to key agreement protocols providing user authentication or key authentication, to schemes as ElGamal, MTI, MQV or related protocols, to key agreement protocols using implicitly-certified keys, or to password-authenticated key agreement mechanisms as PAKE (password-authenticated key exchange), EKE (encrypted key exchange) or SPEKE (simple password exponential key exchange).

Examples: "Handbook of Applied Cryptography" by A.J. Menezes, P.C. van Oorschot, S. A. Vanstone, 5th Edition, June 2001, Pages 517-523.

H04L 9/0847**{involving identity based encryption [IBE] schemes}****Definition statement***This place covers:*

Subject-matter directed to key agreement protocols involving IBE schemes (the public key of a user is the binary sequence corresponding to information identifying him in a non-ambiguous way).

Examples: "Handbook of Applied Cryptography" by A.J. Menezes, P.C. van Oorschot, S. A. Vanstone, 5th Edition, June 2001, Pages 561-562.

H04L 9/085**{Secret sharing or secret splitting, e.g. threshold schemes}****Definition statement***This place covers:*

Subject-matter directed to distribution of a secret amongst a group of participants, each of which is allocated a share of the secret; the secret can be reconstructed only when a sufficient number of shares are combined together; individual shares are of no use on their own (threshold schemes).

H04L 9/0852**{Quantum cryptography (transmission systems employing electromagnetic waves other than radio waves, e.g. light, infrared [H04B 10/00](#); wavelength-division multiplex systems [H04J 14/02](#); WDM arrangements [H04J 14/03](#))}****Definition statement***This place covers:*

Subject-matter directed to quantum key distribution (QKD), i.e. the process of using quantum communication to establish a shared key between two parties without a third party learning anything about that key, even if said third party can eavesdrop on all communication between said two parties.

References**Limiting references***This place does not cover:*

Transmission systems employing electromagnetic waves other than radio-waves	H04B 10/00
Wavelength-division multiplex systems	H04J 14/02

H04L 9/0855

{involving additional nodes, e.g. quantum relays, repeaters, intermediate nodes or remote nodes}

Definition statement

This place covers:

Subject-matter directed to QKD involving additional nodes as quantum relays, repeaters, intermediate or remote nodes.

H04L 9/0858

{Details about key distillation or coding, e.g. reconciliation, error correction, privacy amplification, polarisation coding or phase coding}

Definition statement

This place covers:

Subject-matter directed to reconciliation, error correction, privacy amplification, polarisation or phase coding for QKD systems.

H04L 9/0861

{Generation of secret information including derivation or calculation of cryptographic keys or passwords}

Definition statement

This place covers:

Subject-matter directed to generation, derivation, calculation or extraction of cryptographic keys or passwords.

H04L 9/0863

{involving passwords or one-time passwords (network architectures or network communication protocols for using one-time keys in a packet data network [H04L 63/067](#))}

Definition statement

This place covers:

Subject-matter directed to derivation or generation of encryption keys from passwords.

References**Limiting references**

This place does not cover:

Network architectures or network communication protocols for using one-time keys in a packet data network	H04L 63/067
---	-----------------------------

H04L 9/0866

{involving user or device identifiers, e.g. serial number, physical or biometrical information, DNA, hand-signature or measurable physical characteristics}

Definition statement

This place covers:

Subject-matter directed to cryptographic key derivation or extraction involving user or device identifiers as serial number of a device, measurable physical characteristics provided by a device like a PUF (physical unclonable function), or biometrical information of a user.

H04L 9/0869

{involving random numbers or seeds}

Definition statement

This place covers:

Subject-matter directed to cryptographic mechanisms for cryptographic keys generation involving random numbers or seeds.

H04L 9/0872

{using geo-location information, e.g. location data, time, relative position or proximity to other entities}

Definition statement

This place covers:

Subject-matter directed to cryptographic key derivation/generation using data regarding geographical position, time, relative or proximity position to other entities.

H04L 9/0875

{based on channel impulse response [CIR]}

Definition statement

This place covers:

Subject-matter directed to mechanisms for cryptographic key generation / derivation using channel characteristics.

H04L 9/0877

{using additional device, e.g. trusted platform module [TPM], smartcard, USB or hardware security module [HSM]}

Definition statement

This place covers:

Subject-matter directed to cryptographic keys generation using secure crypto-processors as trusted platform modules, smartcards or hardware security modules.

H04L 9/088

{Usage controlling of secret information, e.g. techniques for restricting cryptographic keys to pre-authorized uses, different access levels, validity of crypto-period, different key- or password length, or different strong and weak cryptographic algorithms (network architectures or network communication protocols for using time-dependent keys in a packet data network [H04L 63/068](#))}

Definition statement

This place covers:

Subject-matter relating to cryptographic techniques (as control vectors, key notarization) for restricting cryptographic keys to pre-authorized uses, to crypto-periods of keys (long-term, short-term, ephemeral keys), or to controlling encryption strength (export regulation for cryptographic algorithms).

References

Limiting references

This place does not cover:

Network architectures or network communication protocols for using time-dependent keys in a packet data network	H04L 63/068
---	-----------------------------

H04L 9/0891

{Revocation or update of secret information, e.g. encryption key update or rekeying}

Definition statement

This place covers:

Subject-matter relating to cryptographic keys revocation (compromised keys have to be revoked) or updating (old key is replaced by new key).

H04L 9/0894

{Escrow, recovery or storing of secret information, e.g. secret key escrow or cryptographic key storage}

Definition statement

This place covers:

Subject-matter directed to cryptographic mechanisms for secret key escrow (user traffic is encrypted such that the session keys used for the encryption are available to properly authorized third parties under special circumstances), for secret key recovery (encrypted data have to be recovered following loss or destruction of keying material due to equipment failure or malicious activities), or for storing/restoring of secret keys (as backups).

H04L 9/0897

{involving additional devices, e.g. trusted platform module [TPM], smartcard or USB}

Definition statement

This place covers:

Subject-matter directed to involving additional (portable) units (as TPM, smartcards) in the cryptographic mechanisms for escrow, recovery or storing of secret information.

H04L 9/14

using a plurality of keys or algorithms

Definition statement

This place covers:

Subject-matter directed to cryptographic mechanisms using a plurality of keys or algorithms (as hybrid encryption, i.e. combination of symmetric and public-key encryption) for providing information security.

References**Informative references**

Attention is drawn to the following places, which may be of interest for search:

Network architectures or network communication protocols wherein the sending and receiving network entities apply hybrid encryption, i.e. combination of symmetric and asymmetric encryption	H04L 63/045
--	-----------------------------

H04L 9/16

the keys or algorithms being changed during operation

Definition statement

This place covers:

Subject-matter directed to cryptographic mechanisms using a plurality of keys or algorithms changing dynamically or during operation.

H04L 9/30

Public key, i.e. encryption algorithm being computationally infeasible to invert or user's encryption keys not requiring secrecy

Definition statement

This place covers:

Subject-matter directed to asymmetric-key or public key cryptography.

H04L 9/3006**{underlying computational problems or public-key parameters}****Definition statement***This place covers:*

Subject-matter directed to the interaction between the intractability of several computational problems (as the quadratic residuosity problem) and the security of public-key cryptosystems, or to details relating to public-key parameters (as generators and elements of high order).

H04L 9/3013**{involving the discrete logarithm problem, e.g. ElGamal or Diffie-Hellman systems}****Definition statement***This place covers:*

Subject-matter directed to public-key schemes based on the discrete logarithm problem.

H04L 9/302**{involving the integer factorization problem, e.g. RSA or quadratic sieve [QS] schemes}****Definition statement***This place covers:*

Subject-matter directed to public-key schemes based on the integer factorization problem.

H04L 9/3026**{details relating to polynomials generation, e.g. generation of irreducible polynomials}****Definition statement***This place covers:*

Subject-matter directed to polynomials generation in public-key schemes.

H04L 9/3033**{details relating to pseudo-prime or prime number generation, e.g. primality test}****Definition statement***This place covers:*

Subject-matter directed to pseudo-prime or prime number generation in public-key schemes.

H04L 9/304**{based on error correction codes, e.g. McEliece}****Definition statement***This place covers:*

Subject-matter directed to public-key schemes involving error correction codes.

H04L 9/3066**{involving algebraic varieties, e.g. elliptic or hyper-elliptic curves}****Definition statement***This place covers:*

Subject-matter directed to details of the algebraic or abelian varieties used in the public-key cryptographic schemes, as algebraic groups, rings, fields or elliptic curves.

H04L 9/3073**{involving pairings, e.g. identity based encryption [IBE], bilinear mappings or bilinear pairings, e.g. Weil or Tate pairing}****Definition statement***This place covers:*

Subject-matter directed to public-key schemes involving pairings or mappings, as identity based encryption (IBE) schemes.

H04L 9/3093**{involving Lattices or polynomial equations, e.g. NTRU scheme}****Definition statement***This place covers:*

Subject-matter directed to public-key schemes involving Lattices (e.g. vector spaces) or polynomial equations.

H04L 9/32**including means for verifying the identity or authority of a user of the system {or for message authentication, e.g. authorization, entity authentication, data integrity or data verification, non-repudiation, key authentication or verification of credentials}****Definition statement***This place covers:*

Subject-matter directed to cryptographic mechanisms for authentication or identification, including mechanisms (involving cryptographic primitives or data structures as signatures, certificates, credentials) for authorization, entity authentication, message authentication, data integrity, key authentication, non-repudiation, verification or proof of knowledge.

References

Informative references

Attention is drawn to the following places, which may be of interest for search:

Electrical digital data processing	G06F
Mechanisms actuated by coded identity card or credit card to free or to actuate vending, hiring, coin or paper currency dispensing or refunding apparatus	G07F 7/08

H04L 9/321

{involving a third party or a trusted authority}

Definition statement

This place covers:

Subject-matter directed to cryptographic mechanisms for authentication between two devices involving a third device.

H04L 9/3213

{using tickets or tokens, e.g. Kerberos (network architectures or network communication protocols for entities authentication using tickets in a packet data network [H04L 63/0807](#))}

Definition statement

This place covers:

Subject-matter directed to cryptographic mechanisms for authentication using tickets or tokens (as Kerberos authentication protocols).

Examples: "Handbook of Applied Cryptography" by A.J. Menezes, P.C. van Oorschot, S. A. Vanstone, 5th Edition, June 2001, Pages 501-502.

References

Limiting references

This place does not cover:

Network architectures or network communication protocols for entities authentication using tickets in a packet data network	H04L 63/0807
---	------------------------------

H04L 9/3215

{using a plurality of channels (network architectures or network communication protocols using different networks [H04L 63/18](#))}

Definition statement

This place covers:

Subject-matter directed to authentication involving the use of a plurality of channels, as for example the use of a wire channel and a wireless channel.

References

Limiting references

This place does not cover:

Network architectures or network communication protocols using different networks	H04L 63/18
---	----------------------------

H04L 9/3218

{using proof of knowledge, e.g. Fiat-Shamir, GQ, Schnorr, or non-interactive zero-knowledge proofs}

Definition statement

This place covers:

Subject-matter directed to identification mechanisms using knowledge proofs, as (NIZKP) non-interactive zero-knowledge proofs (Fiat-Shamir, Schnorr protocols).

H04L 9/3221

{interactive zero-knowledge proofs}

Definition statement

This place covers:

Subject-matter directed to identification mechanisms using interactive zero-knowledge proofs.

H04L 9/3226

{using a predetermined code, e.g. password, passphrase or PIN (network architectures or network communication protocols for supporting authentication of entities using passwords in a packet data network [H04L 63/083](#))}

Definition statement

This place covers:

Subject-matter directed to cryptographic mechanisms for authentication or authorization using predetermined codes as passwords, passphrases, personal identification numbers (PIN).

References

Limiting references

This place does not cover:

Network architectures or network communication protocols for supporting authentication of entities using passwords in a packet data network	H04L 63/083
---	-----------------------------

H04L 9/3228

{One-time or temporary data, i.e. information which is sent for every authentication or authorization, e.g. one-time-password, one-time-token or one-time-key}

Definition statement

This place covers:

Subject-matter directed to authentication or authorization using predetermined codes, said predetermined codes comprising information which is sent for every authentication or authorization, as one-time-password, one-time-token or one-time-key.

H04L 9/3231

{Biological data, e.g. fingerprint, voice or retina (network architectures or network communication protocols for supporting authentication of entities using biometrical features in a packet data network [H04L 63/0861](#))}

Definition statement

This place covers:

Subject-matter directed to cryptographic mechanisms for identification or verification of an individual using biometrical data as fingerprint, voice or retina.

References

Limiting references

This place does not cover:

Network architectures or network communication protocols for supporting authentication of entities using biometrical features in a packet data network	H04L 63/0861
--	------------------------------

H04L 9/3234

{involving additional secure or trusted devices, e.g. TPM, smartcard, USB or software token (network architectures or network communication protocols for supporting authentication of entities using an additional device in a packet data network [H04L 63/0853](#))}

Definition statement

This place covers:

Subject-matter directed to cryptographic mechanisms for authentication or authorization involving hardware tokens like trusted platform module (TPM), smartcard, USB or software tokens.

References

Limiting references

This place does not cover:

Network architectures or network communication protocols for supporting authentication of entities using an additional device in a packet data network	H04L 63/0853
--	------------------------------

H04L 9/3236**{using cryptographic hash functions}****Definition statement***This place covers:*

Subject-matter directed to authentication mechanisms using cryptographic hash functions.

H04L 9/3239**{involving non-keyed hash functions, e.g. modification detection codes [MDCs], MD5, SHA or RIPEMD}****Definition statement***This place covers:*

Subject-matter directed to authentication mechanisms involving modification detection codes (MDC's) as MD5, SHA or RIPEMD, also called non-keyed hash functions.

H04L 9/3242**{involving keyed hash functions, e.g. message authentication codes [MACs], CBC-MAC or HMAC}****Definition statement***This place covers:*

Subject-matter directed to authentication mechanisms involving message authentication codes (MAC's) as CBC-MAC or HMAC, also called keyed hash functions.

H04L 9/3247**{involving digital signatures}****Definition statement***This place covers:*

Subject-matter directed to authentication mechanisms involving digital signatures.

H04L 9/3249**{using RSA or related signature schemes, e.g. Rabin scheme}****Definition statement***This place covers:*

Subject-matter directed to authentication mechanisms involving RSA or related signature schemes, as the Rabin signature scheme.

Examples: "Handbook of Applied Cryptography" by A.J. Menezes, P.C. van Oorschot, S. A. Vanstone, 5th Edition, June 2001, Pages 433-447.

H04L 9/3252

{using DSA or related signature schemes, e.g. elliptic based signatures, ElGamal or Schnorr schemes}

Definition statement

This place covers:

Subject-matter directed to authentication mechanisms involving DSA or related signature schemes, as elliptic curve digital signature algorithm ECDSA or ElGamal signature scheme.

Examples: "Handbook of Applied Cryptography" by A.J. Menezes, P.C. van Oorschot, S. A. Vanstone, 5th Edition, June 2001, Pages 452-462.

H04L 9/3255

{using group based signatures, e.g. ring or threshold signatures}

Definition statement

This place covers:

Subject-matter directed to authentication mechanisms using digital signatures where signers can establish groups such that each member of the group can produce signatures anonymously on behalf of the group.

H04L 9/3257

{using blind signatures}

Definition statement

This place covers:

Subject-matter directed to authentication mechanisms using signatures schemes in which the content of a message is disguised before it is signed.

Examples: "Handbook of Applied Cryptography" by A.J. Menezes, P.C. van Oorschot, S. A. Vanstone, 5th Edition, June 2001, Page 475.

H04L 9/3263

{involving certificates, e.g. public key certificate [PKC] or attribute certificate [AC]; Public key infrastructure [PKI] arrangements (network architectures or network communication protocols for supporting authentication of entities using certificates in a packet data network [H04L 63/0823](#))}

Definition statement

This place covers:

Subject-matter directed to cryptographic mechanisms involving digital certificates as public key certificates or attribute certificates, or to public key infrastructure (PKI) based authentication/ verification using certificates.

Examples: "Handbook of Applied Cryptography" by A.J. Menezes, P.C. van Oorschot, S. A. Vanstone, 5th Edition, June 2001, Pages 559-561.

References

Limiting references

This place does not cover:

Network architectures or network communication protocols for supporting authentication of entities using certificates in a packet data network	H04L 63/0823
--	------------------------------

H04L 9/3265

{using certificate chains, trees or paths; Hierarchical trust model}

Definition statement

This place covers:

Subject-matter directed to authentication mechanisms involving multiple certification authorities (CA) in public-key systems. Trust relationships between the CA's determine how certificates issued by one CA may be utilized or verified by entities certified by distinct CA's. Hierarchical trust models for certification and cross-certificates are also covered by this subgroup.

Examples: "Handbook of Applied Cryptography" by A.J. Menezes, P.C. van Oorschot, S. A. Vanstone, 5th Edition, June 2001, Pages 572-575.

H04L 9/3268

{using certificate validation, registration, distribution or revocation, e.g. certificate revocation list [CRL]}

Definition statement

This place covers:

Subject-matter directed to cryptographic mechanisms involving certificate generation, validation, registration, distribution (pull, push model) or revocation (certificate revocation list CRL).

Examples: "Handbook of Applied Cryptography" by A.J. Menezes, P.C. van Oorschot, S. A. Vanstone, 5th Edition, June 2001, Pages 576-577.

H04L 9/3271

{using challenge-response}

Definition statement

This place covers:

Subject-matter directed to cryptographic mechanisms comprising protocols where a verifier sends a claimant a challenge (usually a random value or a nonce) that the claimant combines with a shared secret (often by hashing the challenge and secret together) to generate a response that is sent to the verifier. The verifier knows the shared secret and can independently compute the response and compare it with the response generated by the claimant.

Examples: "Handbook of Applied Cryptography" by A.J. Menezes, P.C. van Oorschot, S. A. Vanstone, 5th Edition, June 2001, Pages 397-405.

H04L 9/3273

{for mutual authentication (network architectures or network communication protocols for achieving mutual authentication in a packet data network [H04L 63/0869](#))}

Definition statement

This place covers:

Subject-matter directed to authentication between parties that may corroborate their identities to the other.

References**Limiting references**

This place does not cover:

Network architectures or network communication protocols for achieving mutual authentication in a packet data network	H04L 63/0869
---	------------------------------

H04L 9/3278

{using physically unclonable functions [PUF]}

Definition statement

This place covers:

Subject-matter directed to authentication using PUF.

H04L 9/3297

{involving time stamps, e.g. generation of time stamps}

Definition statement

This place covers:

Subject-matter directed to cryptographic mechanisms for authentication involving time stamps or generation of timestamps.

Examples: "Handbook of Applied Cryptography" by A.J. Menezes, P.C. van Oorschot, S. A. Vanstone, 5th Edition, June 2001, Pages 581-583.

H04L 9/34

Bits, or blocks of bits, of the telegraphic message being interchanged in time {(for speech signals [H04K 1/06](#))}

Definition statement

This place covers:

Subject-matter directed to cryptographic mechanisms involving interchanging in time bits or block of bits of the message.

References

Limiting references

This place does not cover:

by transmitting the information of elements thereof at unnatural speeds or in jumbled order or backwards	H04K 1/06
--	---------------------------

H04L 9/36

with means for detecting characters not meant for transmission

Definition statement

This place covers:

Subject-matter directed to cryptographic mechanisms involving means for detecting characters not meant for transmission.

H04L 9/38

Encryption being effected by mechanical apparatus, e.g. rotating cams, switches, keytape punchers

Definition statement

This place covers:

Subject-matter directed to cryptographic mechanisms involving encryption effected by mechanical apparatus, as rotating cams, switches or key-tape punchers.

H04L 12/00

Data switching networks (interconnection of, or transfer of information or other signals between, memories, input/output devices or central processing units [G06F 13/00](#))

Definition statement

This place covers:

Transfer of information having been supplied in digital form in data switching networks, e.g.

Systems characterised by network topology;

Systems in which paths are physically permanent during the communication, e.g. connection oriented communication, virtual circuits;

Systems in which the path identification data is included in each information unit, e.g. connectionless communication, datagram;

Hybrid switching systems;

Arrangements for connecting networks having different types of switching systems;

Topology management and discovery;

Local area networks and interworking arrangements there between;

Flow control and congestion control. Traffic scheduling and balancing;

Definition statement

Routing, pathfinding;

Access control and network resource allocation;

Asynchronous transfer mode networks.

References

Limiting references

This place does not cover:

Interconnection of, or transfer of information or other signals between, memories, input/output devices or central processing units	G06F 13/00
Interprocessor communication using networks	G06F 15/173

Informative references

Attention is drawn to the following places, which may be of interest for search:

Cryptographic protocols	H04L 9/00
Network security protocols	H04L 63/00
Protocols for real-time services in data packet switching networks	H04L 65/00
Real-time session management in data packet switching networks	H04L 65/1066
Network protocols for data switching network services	H04L 67/00
Session management in data packet switching networks	H04L 67/14
Computer-aided management of electronic mailing [e-mailing]	G06Q 10/107
Multiplexing systems in general	H04J
Automatic or semi-automatic exchanges	H04M 3/00
Telephony conferences arrangements	H04M 3/56
Manual exchanges	H04M 5/00
Conferences, e.g. video conferences	H04N 7/15
Selecting equipment	H04Q

Glossary of terms

In this place, the following terms or expressions are used with the meaning indicated:

Circuit switching	A system in which a communication path is physically permanent during the communication
Packet switching	A system in which information is divided into discrete data units, characterised by a data payload and an address part known as a header part. The data units are able to travel over different communication paths to the destination
Message switching systems	A system in which a message is sent into a network with the address of its destination added and it is routed to its destination through the network, e.g. electronic mail network systems
Hybrid switching	Combinations of different switching systems (e.g. packet switching systems and circuit switching systems)
Gateway	Arrangements for connecting between networks having different types of switching systems

Synonyms and Keywords

In patent documents, the following words/expressions are often used as synonyms:

- "packet", "cell" and "frame"

H04L 12/04

Switchboards

Definition statement

This place covers:

Devices for a human operator manually and/or physically routing or switching communications between source and destination.

References

Informative references

Attention is drawn to the following places, which may be of interest for search:

Routing or path finding of packets in data switching networks	H04L 45/00
---	----------------------------

H04L 12/10

Current supply arrangements

Definition statement

This place covers:

- Usage of an independent power supply network
- Extracting power from the data signal in the line
- Power-over-Ethernet technologies (PoE, PoE+, PoE plus, IEEE 802.2af, IEEE 802.3at)

This groups contains documents dealing with different ways to supply power to terminals connected to a network.

References

Limiting references

This place does not cover:

Internal power supply in a computer	G06F 1/26
Transmission of data over power lines	H04B 3/54
Current supply to telephones	H04M 19/08

Informative references

Attention is drawn to the following places, which may be of interest for search:

Details regarding the feeding of energy to the node from the bus	H04L 12/40045
--	-------------------------------

Glossary of terms

In this place, the following terms or expressions are used with the meaning indicated:

PoE	Power-over-Ethernet
-----	---------------------

PSE	Power Sourcing Equipment
PD	Powered Device

H04L 12/12

Arrangements for remote connection or disconnection of substations or of equipment thereof

Definition statement

This place covers:

- Transition between different power-saving modes
- Conditions of entry into a sleep mode
- Wake-on LANs
- Energy Efficient Ethernet (IEEE 802.3az)

It covers activation or deactivation of terminals or nodes connected to a network. Sometimes, a power on/off is involved, while other documents deal more with logical (de-)activations.

References

Limiting references

This place does not cover:

Power modes management in wireless networks	H04W 52/02
---	----------------------------

Informative references

Attention is drawn to the following places, which may be of interest for search:

Details regarding the setting of the power status of a node according to activity on a bus	H04L 12/40039
--	-------------------------------

Glossary of terms

In this place, the following terms or expressions are used with the meaning indicated:

WoL	Wake-on-LAN
-----	-------------

H04L 12/14

Charging {, metering or billing} arrangements {for data wireline or wireless communications}

Definition statement

This place covers:

Aspects of billing, charging, accounting, tariffing for the transport of data packets in wireless or wireline data networks, including data sub networks of voice networks.

Relationships with other classification places

[G06Q](#): systems or methods specially adapted for administrative, commercial, financial, managerial or supervisory purposes.

Relationships with other classification places

[H04M](#): telephonic communication.

[H04W](#): wireless communications networks.

References

Application-oriented references

Examples of places where the subject matter of this place is covered when specially adapted, used for a particular purpose, or incorporated in a larger system:

Arrangements for maintenance or administration with service quality level based billing	H04L 41/5029
Metering arrangements in telephonic communication, such as billing and charging of telephone calls or the billing architecture of telephonic networks.	H04M 15/00
Prepayment voice telephony systems	H04M 17/00
Accounting or billing for services or facilities specially adapted for wireless communication	H04W 4/24

Informative references

Attention is drawn to the following places, which may be of interest for search:

Payment schemes, architectures or protocols	G06Q 20/00
Commerce	G06Q 30/00

Special rules of classification

Features for which there is no matching subgroup under [H04L 12/14](#) should be classified under [H04M 15/00](#) or [H04M 17/00](#) if appropriate subgroups are provided there.

H04L 12/1403

{Architecture for metering, charging or billing}

Definition statement

This place covers:

This group is used for features related to the interrelation between network nodes, addition of new network nodes, software downloaded to user, self-billing, sampling, backup of billing data, etc. for charging purposes.

H04L 12/1407

{Policy-and-charging control [PCC] architecture}

Definition statement

This place covers:

Charging aspects of the Policy and Charging Rules Function / Policy Charging Rules Node, or Policy and Charging Control architectures.

Special rules of classification

If flow control or admission control aspects are relevant, this is classified in [H04L 47/20](#) , [H04L 47/70](#) or [H04W 28/10](#).

If network maintenance or administration aspects are relevant, this is classified in [H04L 41/0893](#).

H04L 12/1414

{in real-time}

Definition statement

This place covers:

Advice of charge (AoC) during a communication.

H04L 12/1417

{Advice of charge with threshold, e.g. user indicating maximum cost}

Definition statement

This place covers:

Advice of charge (AoC) with a threshold, e.g. user indicating maximum cost.

H04L 12/1421

{Indication of expected costs}

Definition statement

This place covers:

This includes e.g. providing the user a preview of estimated costs before he/she starts a communication, for example before start of a file transfer.

H04L 12/1425

{involving dedicated fields in the data packet for billing purposes}

Definition statement

This place covers:

Special fields, for example in IP-headers or SIP-headers, used for charging or billing.

H04L 12/1428

{Invoice generation, e.g. customization, lay-out, database processing, algorithms for calculating the bill or formatting invoices as WWW pages (invoicing in general [G06Q 30/04](#))}

References

Limiting references

This place does not cover:

Invoicing in general	G06Q 30/04
----------------------	----------------------------

H04L 12/1432**{Metric aspects}****Definition statement***This place covers:*

This group is used for metric aspects whereby the charging is based neither on volume nor on time, for instance based on distance / number of hops, or the use of more complicated formulas for determining the charging.

H04L 12/1435**{volume-based}****Definition statement***This place covers:*

This group is used for exceptional volume based charging, for instance only charging for volume of useful data, not overhead data (overhead data being for example: session set-up / tear down, retransmission of erroneous packets).

H04L 12/1439**{time-based}****Definition statement***This place covers:*

This group is used for exceptional time based charging, for example only charging for actual transmission time, or time based charging where this would otherwise be uncommon.

H04L 12/1446**{inter-operator billing}****Definition statement***This place covers:*

This includes for example: clearing of revenue, format conversion, meta format for billing.

H04L 12/145**{trading network capacity or selecting route based on tariff}****Definition statement***This place covers:*

This includes for example the exchanges for trading the capacity, or selecting operators / routes based on tariff.

References

Informative references

Attention is drawn to the following places, which may be of interest for search:

Arrangements for maintenance or administration with service quality level based billing,	H04L 41/5029
--	------------------------------

H04L 12/1453

{Methods or systems for payment or settlement of the charges for data transmission involving significant interaction with the data transmission network}

Definition statement

This place covers:

Aspects of payment or settlement of charges involving interaction with the data transmission network, see the subgroups below.

H04L 12/146

{using digital cash}

Definition statement

This place covers:

Payment using e-cash, credit units, tokens, points.

H04L 12/1467

{involving prepayment}

Definition statement

This place covers:

Features related to prepayment accounts are classified here.

Special rules of classification

The on-line / real-time metering / charging aspects are additionally classified under "Architecture" by tagging with the subgroup code [H04L 12/1403](#).

More detailed features are classified under [H04M 17/00](#).

H04L 12/1475

{the splitting involving a third party}

Definition statement

This place covers:

Cost splitting involving a third party, such as an advertiser, a sponsor.

This could include a discount to the user based on the acceptance of an advertisement where e.g. the advertiser pays the remaining amount.

Even when the third party bears the full cost, this is still classified here.

H04L 12/1478

{the splitting involving only the communication parties}

Definition statement

This place covers:

Cost splitting involving only the communication parties, e.g. the "A" party and the "B" party in a standard two-party communication, or additional parties in case of teleconferencing.

H04L 12/1482

{involving use of telephony infrastructure for billing for the transport of data, e.g. call detail record [CDR] or intelligent network infrastructure}

Definition statement

This place covers:

This includes e.g. the use of call detail record CDR, or the Intelligent Network infrastructure.

H04L 12/1485

{Tariff-related aspects}

Definition statement

This place covers:

This includes variable tariff dependent on subscription-contract, time-of day, flow, QoS/diffserv, bandwidth usage.

Aspects related to network maintenance or administration with service quality level based billing are also classified under [H04L 41/5029](#).

H04L 12/1489

{dependent on congestion}

Definition statement

This place covers:

This includes variable tariffs dependent on congestion, i.e. congestion pricing.

H04L 12/1492

{negotiation of tariff}

Definition statement

This place covers:

This includes negotiation of the tariff, between the user and the provider, or between providers. Also automatic negotiation by algorithms, i.e. without user involvement, is classified here.

H04L 12/1496

{involving discounts}

Definition statement

This place covers:

Discounts on the overall charge where only one communication party, typically the "A" party, pays the cost.

Special rules of classification

If another communication party is involved, this is classified under [H04L 12/1475](#) .

H04L 12/18

for broadcast or conference {, e.g. multicast}

Definition statement

This place covers:

- Computer conferences, e.g. whiteboard applications or multimedia conferences, which take place (at least partially) over a data switching network.
- Multicast transmission, since it is considered as a kind of restricted broadcast.

It is a subgroup of [H04L 12/00](#) and hence contains only documents with broadcast, multicast or conference arrangements in data switching networks, and where there is a disclosure of subject-matter relevant for the broadcast, multicast or conference per se.

Further details of subgroups

- [H04L 12/1804](#):

This subgroup is not active and contains networks adapted for stock quotations. Computer supported buying and selling of stocks without network aspects is classified in [G06Q 40/04](#) .

- [H04L 12/1809](#):

This subgroup is not active and contains networks specifically adapted for auctions. Computer supported auctioneering such as Internet auctions without network aspects is classified in [G06Q 30/08](#) .

- [H04L 12/1813](#):

This subgroup includes documents regarding data exchange in real-time between a group of user equipment connected to a data-switching network. The documents provide solutions suitable for groups of more than two pieces of user equipment but do not exclude two users in a degenerate situation.

Instant messaging is classified in [H04L 51/04](#).

- [H04L 12/1818](#):

This subgroup contains documents related to conference administration arrangements for setting up and starting a conference. It covers aspects related to events before the actual conference takes place.

- [H04L 12/1822](#):

This subgroup contains documents related to conference administration arrangements during the conference itself.

Examples of documents classified here: US2007274460, US7408890, US7426540.

Definition statement

- [H04L 12/1827](#):

This subgroup contains documents directed to solving problems such as transmission errors and/or delays, and terminals with limited capabilities.

Examples of documents classified here: EP1876755, WO2004008336

- [H04L 12/1831](#):

This subgroup contains documents directed to the recording of conference content, participant activities and/or behaviour, etc. for later retrieval.

- [H04L 12/1836](#):

This subgroup contains documents where not all the receivers of the broadcast or multicast data are connected through the same kind of networks, which influences the broadcast/multicast service.

- [H04L 12/184](#):

This subgroup contains documents where not all the receivers have the same capabilities, which influences the broadcast/multicast service.

Layered encoding of data as such is classified in [H04N 19/00](#).

- [H04L 12/1845](#):

The size of the location is not relevant; the data transmission can take place within a room, a building, a city, or a nation etc. (location of the user terminal in data switching networks [H04L 67/52](#); services specially adapted for wireless communication networks making use of the location of users or terminals [H04W 4/02](#))

- [H04L 12/185](#):

This subgroup contains inter alia documents related to the IGMP or MLD protocols for joining and leaving a multicast group.

It also contains documents dealing with changes to the multicast service as the result of a node failure or a member joining or leaving the group.

Routing tree calculation is classified in [H04L 45/48](#) .

- [H04L 12/1854](#):

This subgroup contains documents dealing with systems where the data forwarding to every receiver is also the responsibility of the receivers themselves, e.g. application layer multicast.

- [H04L 12/1859](#):

This subgroup covers documents where the multicast or broadcast aspect is relevant for the push service, such as pushing common data to a group of users. Pushed-based network services [H04L 67/55](#).

Push systems in relation to Internet retrieval, see [G06F 16/951](#).

- [H04L 12/1868](#):

This subgroup contains documents dealing with the problem of how to make sure that each receiver has received the data and what to do when this is not the case.

- [H04L 12/1877](#):

This subgroup contains documents dealing with any action (e.g. verifications, increased resources, alternative paths, etc.) taken prior to transmission in order to ensure network reliability. Arrangements for detecting or preventing errors in received information in general, see [H04L 1/00](#).

- [H04L 12/1881](#):

Definition statement

This subgroup contains documents concerning the transmission order of multicast and/or broadcast data packets onto the network, e.g. vis-à-vis unicast data.

- [H04L 12/1886](#):

The restrictions are for instance applied to avoid flooding of data by dividing the recipients into multicast groups or using subnets or subdomains.

- [H04L 12/189](#):

This subgroup only contains documents dealing with multicast or broadcast problems that are a result of (at least some) network links being wireless, e.g. intermittent connectivity or bandwidth constraints.

Documents concerned with the wireless part of the network for broadcast or multicast services such as MBMS are classified in [H04W 4/06](#), e.g. radio channel allocation.

- [H04L 12/1895](#):

This subgroup contains documents where real-time information is unidirectionally communicated to a group of recipients.

Relationships with other classification places

[H04H](#): Broadcast communication in broadcast networks, e.g. radio or television networks.

[H04N](#): Pictorial communication, e.g. television.

References

Informative references

Attention is drawn to the following places, which may be of interest for search:

Routing aspects for multicast	H04L 45/16
Flow control for multicast	H04L 47/18
Packet switches for multicast or broadcast	H04L 49/201
Arrangements for multi-party communication, e.g. for conferences	H04L 65/403
Push-to services, e.g. push-to-talk or push-to-video	H04L 65/4061
Network services for supporting one-way streaming services	H04L 65/61
Telephone conferences	H04M 3/56
Video conferences	H04N 7/15
Arrangements for the radio link of a wireless network for broadcast or multicast services such as MBMS, e.g. radio channel allocation	H04W 4/06
Push-to-Talk [PTT] or Push-On-Call services	H04W 4/10

Special rules of classification

The rule for classification in this group is "multiple places, no priority". This means that a document should be classified in all the subgroups that are appropriate for the document.

Glossary of terms

In this place, the following terms or expressions are used with the meaning indicated:

Chat room	A chat room is a special type of computer conference where the users normally are not aware of the (true) identities of other participants' before joining the chat. The chat room application executes mainly on a server which is often accessed through a web browser. No participant has control over the admission of other participants.
Instant messaging, IM	Instant messaging is data exchange in real-time between at least two end users connected to a packet-switching network where the users are aware of the identity and the presence of the other party or parties before starting the data exchange.

H04L 12/1813

{for computer conferences, e.g. chat rooms (instant messaging [H04L 51/04](#); protocols for multimedia communication [H04L 65/1101](#); arrangements for multi-party communication [H04L 65/403](#); telephonic conference arrangements [H04M 3/56](#); television conference systems [H04N 7/15](#))}

References

Limiting references

This place does not cover:

Instant messaging	H04L 51/04
Protocols for multimedia communication	H04L 65/1101
Arrangements for multi-party communication	H04L 65/403
Telephonic conference arrangements	H04M 3/56
Television conference systems	H04N 7/15

H04L 12/1845

{broadcast or multicast in a specific location, e.g. geocast (protocols for adapting network applications to user terminal location [H04L 67/52](#); services specially adapted for wireless communication networks making use of the location of users or terminals [H04W 4/02](#))}

References

Limiting references

This place does not cover:

Protocols for adapting network applications to user terminal location	H04L 67/52
Services specially adapted for wireless communication networks making use of the location of users or terminals	H04W 4/02

H04L 12/22

Arrangements for preventing the taking of data from a data transmission channel without authorisation (means for verifying the identity or the authority of a user of a secure or secret communication system [H04L 9/32](#))

Relationships with other classification places

This subgroup was initially used to classify network security aspects, which are now classified in:

- [H04L 63/00](#): Network architectures or network communication protocols for network security and/or
- [H04W 12/00](#): Network architectures or network communication protocols for wireless network security

References

Limiting references

This place does not cover:

Cryptographic means for verifying the identity or authority of a user of the system	H04L 9/32
---	---------------------------

H04L 12/28

characterised by path configuration, e.g. LAN [Local Area Networks] or WAN [Wide Area Networks] (wireless communication networks [H04W](#) {; arrangements for dividing the transmission path [H04W 40/00](#)})

Definition statement

This place covers:

Header group accommodating those networks whose topology respond to regular LAN topologies (bus, ring or star). His head group contains also WAN and MAN topologies. Documents dealing with very generic network topologies on Layer 2 should be classified here.

References

Limiting references

This place does not cover:

Wireless communication networks	H04W
Arrangements for dividing the transmission path	H04W 40/00

Informative references

Attention is drawn to the following places, which may be of interest for search:

Connectivity information management, e.g. connectivity discovery or connectivity update	H04W 40/24
---	----------------------------

H04L 12/2801

{Broadband local area networks}

Definition statement

This place covers:

- DOCSIS-related technologies (cable modems, cable modem termination systems);
- MoCA networks;
- HFC networks.

This group concerns mostly cable modems and developments of data services on existing cable infrastructures. One can find in this group variations on the basic IEEE 802.14 standard for accessing an optical cable using mostly TDMA. Some architectures for access to video on demand networks using HFC (Hybrid Fibre Coax) physical media. Of course some LANs using ATM as transport technology are also to be found in the group.

References

Informative references

Attention is drawn to the following places, which may be of interest for search:

Cryptographic protocols	H04L 9/00
Point-to-multipoint connection of the data network to end users in an access network	H04L 12/2861
Arrangements for combining access network resources elements, e.g. channel bonding	H04L 12/2863
Network security protocols	H04L 63/00
Real-time communication protocols in data switching networks	H04L 65/00
Network protocols for data switching network services	H04L 67/00
Telephony over cable network	H04M 7/006
Video on demand and video coding	H04N 7/173 , H04N 7/24

Glossary of terms

In this place, the following terms or expressions are used with the meaning indicated:

DOCSIS	Data Over Cable Service Interface Specification
CMTS	Cable Modem Termination System
CM	Cable Modem
MoCA	Multimedia over COAX Alliance

H04L 12/2803

{Home automation networks}

Definition statement

This place covers:

Network of appliances in a same home exchanging within said network messages which are generic with regard to the type of appliance.

Definition statement

This group covers all network aspects of domotics.

It covers:

- Transmission media such as power transmission lines or dedicated wiring for controlling home appliances;
- Using the home telephone wiring for building a LAN. HomePNA(Phone-line Networking Alliance).
- Addressing issues concerning the identification of devices in different areas of a dwelling
- Network control. Using e.g. a regular TV receiver or dedicated terminal Tapping devices used to connect appliances to the selected wiring (Echelon's LON network).
- Some standard architectures for home control use: CEBUS or FieldBus, PNA.

References

Limiting references

This place does not cover:

Factory automation	G05B 19/418
Transmission of data over power lines	H04B 3/54
Remote control of lights using a control bus	H05B 47/18

Informative references

Attention is drawn to the following places, which may be of interest for search:

Access arrangements	H04L 12/2856
High-speed IEEE 1394 serial bus	H04L 12/40052
Single bridge functionality	H04L 12/4625
Network monitoring	H04L 43/00
Device-related reporting	H04L 43/065
Monitoring functionality	H04L 43/0817
Arrangements for network security	H04L 63/00
Web-based protocols	H04L 67/02
Remote control or remote monitoring of applications in data packet switching networks	H04L 67/025
Discovery or management thereof, e.g. service location protocol [SLP] or web services	H04L 67/51
Protocol conversion	H04L 69/08
Retrieval from the Internet	G06F 16/95
Arrangements for transmitting signals characterised by the use of a wireless electrical link	G08C 17/00
Telephonic communication systems adapted for combination with telemetering systems	H04M 11/002
Telephonic communication systems adapted for combination with remote control systems	H04M 11/007
Adaptations of television systems for transmission by electric cable for domestic distribution	H04N 7/106

Receiver circuitry for displaying additional information being controlled by a remote control apparatus	H04N 21/42204
Arrangements in telecontrol or telemetry systems for selectively calling a substation from a main station, in which substation desired apparatus is selected for applying a control signal thereto or for obtaining measured values therefrom	H04Q 9/00

Special rules of classification

This group covers all network aspects of domotics.

The following topics are well represented in the group:

Use of networks (involving wireless links, power transmission lines, home telephone wiring) for controlling or monitoring home appliances or for exchanging control messages between audio video appliances.

In the definition above, the following criteria are emphasized:

- There should be at least one network of appliances; this condition is not fulfilled for a simple application of remote control of a heating system by telephone or Internet;
- The devices connected to the network are appliances, i.e. devices having a sensor or actor role in the home automation; a network involving printers and computers (these computers having no appliance function) only does not fulfill this condition;
- There should be general aspects of the network, i.e. aspects which are not specific to a single type of application; this is the case for instance when the invention relates to a message data field used for controlling appliances, but not if the invention concerns specifically the use of a few commands to accomplish a certain operation; this difference can be understood as a difference of layer;

The subgroup relates to control or monitoring with several appliances in a same home; this condition is not fulfilled when the appliances are communicating only via the Internet or the mobile cellular network; this condition is also not fulfilled by the interconnection of audio-video devices with their broadcast network; hotels can be considered as home if the privacy concept coincides with the hotel; building automation of purely mechanical and lighting devices can be considered as a home if it is separate from the city infrastructure.

H04L 12/2805

{Home Audio Video Interoperability [HAVI] networks}

Definition statement

This place covers:

HAVi networks encompasses connections to control Audio and Video hardware using FireWire.

Glossary of terms

In this place, the following terms or expressions are used with the meaning indicated:

HAVi	Home Audio Video Interoperability
------	-----------------------------------

H04L 12/2807

{Exchanging configuration information on appliance services in a home automation network (arrangements for maintenance or administration involving network analysis for automatically determining the actual topology of a network [H04L 41/12](#); hardware or software tools for network management using graphical user interfaces [H04L 41/22](#); address allocation [H04L 61/50](#))}

Definition statement

This place covers:

Exchange and retrieval of information regarding which element having which attributes are present in the network.

References

Limiting references

This place does not cover:

for automatically determining the actual topology of a network	H04L 41/12
using GUI (Graphical User Interface)	H04L 41/22
Address allocation	H04L 61/50

H04L 12/2809

{indicating that an appliance service is present in a home automation network (monitoring functionality [H04L 43/0817](#); discovery or management thereof, e.g. service location protocol [SLP] or web services, [H04L 67/51](#))}

Definition statement

This place covers:

Exchange of information indicating which services or operations are available on the home network appliances.

References

Limiting references

This place does not cover:

based on functioning	H04L 43/0817
Arrangements for service discovery, e.g. Service Location Protocol	H04L 67/51

Informative references

Attention is drawn to the following places, which may be of interest for search:

Discovering of devices as part of configuration	H04L 41/08
Address allocation to terminals or nodes connected to a network	H04L 61/50

H04L 12/281

{indicating a format for calling an appliance service function in a home automation network (for remote control or remote monitoring of applications [H04L 67/025](#))}

Definition statement

This place covers:

Description of capabilities of devices and services in a home network.

Exchange of information describing access methods and parameters of devices or services available on the home network appliances.

Emphasis is on "description", i.e. the data structure indicating the commands and parameters with which control of the operation of a device's appliance can be triggered.

References

Limiting references

This place does not cover:

Network monitoring	H04L 43/00
Remote control or remote monitoring of applications in data packet switching networks	H04L 67/025

H04L 12/2812

{describing content present in a home automation network, e.g. audio video content (retrieval from the Internet [G06F 16/95](#))}

Definition statement

This place covers:

Description of contents available in a home network. Exchange of information describing contents available on the home network appliances. Emphasis is on "contents".

References

Limiting references

This place does not cover:

Web-based protocols	H04L 67/02
Information retrieval from the Internet	G06F 16/95 - G06F 16/9577

H04L 12/2814

{Exchanging control software or macros for controlling appliance services in a home automation network (arrangements for maintenance or administration involving configuration of the network and network elements [H04L 41/08](#))}

Definition statement

This place covers:

Self explanatory, pieces of software, firmware used to control home appliances.

References

Limiting references

This place does not cover:

Configuration management of network or network elements	H04L 41/08
---	----------------------------

Informative references

Attention is drawn to the following places, which may be of interest for search:

Network arrangements or protocols for supporting network services or applications in data packet networks	H04L 67/00
Program loading or initiating	G06F 9/445 - G06F 9/44594

H04L 12/2816

{Controlling appliance services of a home automation network by calling their functionalities (arrangements in telecontrol or telemetry systems for selectively calling a substation from a main station; in which substation desired apparatus is selected for applying a control signal thereto or for obtaining measured values therefrom [H04Q 9/00](#))}

Definition statement

This place covers:

Exchange of information that triggers action of at least one device.

References

Limiting references

This place does not cover:

Arrangements in telecontrol or telemetry systems for selectively calling a substation from a main station, in which substation desired apparatus is selected for applying a control signal thereto or for obtaining measured values therefrom	H04Q 9/00
---	---------------------------

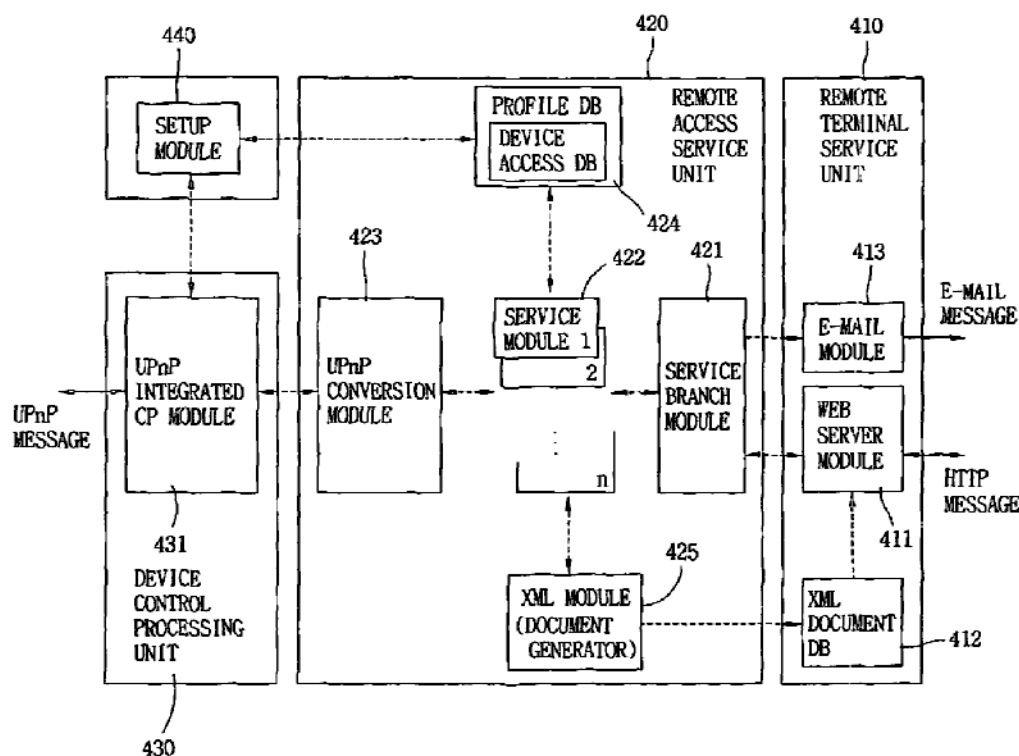
H04L 12/2818

{from a device located outside both the home and the home network (access arrangements [H04L 12/2856](#); for remote control or remote monitoring of applications [H04L 67/025](#); arrangements for transmitting signals characterised by the use of a wireless electrical link [G08C 17/00](#); telephonic communication systems adapted for combination with remote control systems [H04M 11/007](#))}

Definition statement

This place covers:

Complex home network provisions for being remotely accessed. Access to a home network (with at least two appliances) from a device outside the home network.



In that example, a device control processor which communicates with a remote access service unit and operating a home network device using universal plug and play (UPnP) message, stores list of controlled devices, each device state, event list and service request list.

The processor converts request/message received from service unit/UPnP device into message/request for transmission to respective units.

References

Limiting references

This place does not cover:

Access arrangements, e.g. Internet access	H04L 12/2856
Remote control or remote monitoring of applications in data packet switching networks	H04L 67/025
Arrangements for transmitting signals characterised by the use of a wireless electrical link	G08C 17/00

Remote control via a telephone connection	H04M 11/007
---	-----------------------------

H04L 12/282

{based on user interaction within the home (receiver circuitry for displaying additional information being controlled by a remote control apparatus [H04N 21/42204](#))}

Definition statement

This place covers:

User interaction from within network for the control of appliances, e.g. through remote controller, PDA, cell phone, RF ID etc.

References

Limiting references

This place does not cover:

User interface for managing and configuring a home network	H04L 41/00
Receiver circuitry for displaying additional information being controlled by a remote control apparatus	H04N 21/42204

H04L 12/2821

{Avoiding conflicts related to the use of home appliances (cryptographic protocols [H04L 9/00](#); protocols for network security [H04L 63/00](#))}

Definition statement

This place covers:

The home appliance or another device prevents the home appliance from having to execute commands which disturb ongoing operations.

References

Limiting references

This place does not cover:

Cryptographic protocols	H04L 9/00
Network security protocols	H04L 63/00

Informative references

Attention is drawn to the following places, which may be of interest for search:

Network access security	H04L 63/10
-------------------------	----------------------------

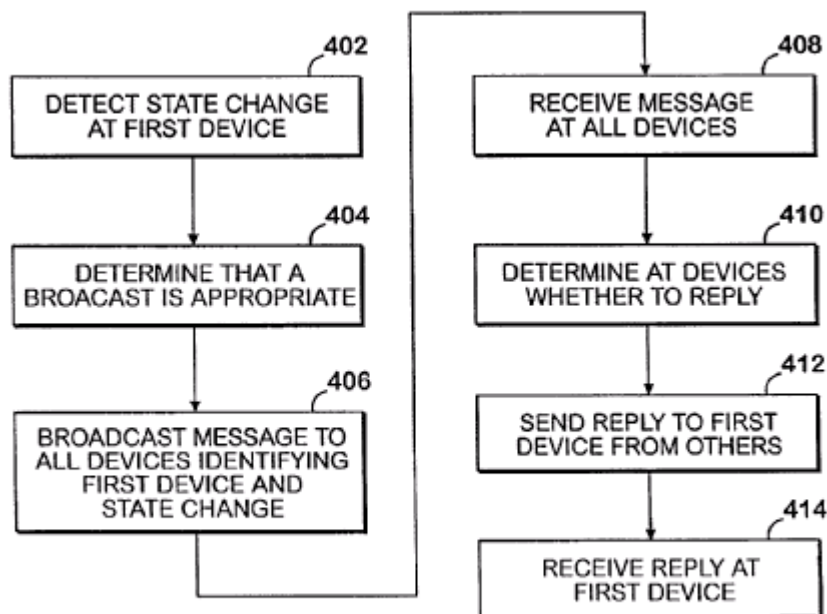
H04L 12/2823

{Reporting information sensed by appliance or service execution status of appliance services in a home automation network (device-related reporting [H04L 43/065](#); arrangements in telecontrol or telemetry systems for selectively calling a substation from a main station, in which substation desired apparatus is selected for applying a control signal thereto or for obtaining measured values therefrom [H04Q 9/00](#))}

Definition statement

This place covers:

Exchange of information for reporting or monitoring the operation of home appliances so as to trigger operation of other home appliance functions. The status of a service or the sensed situation of an appliance is advertised on a home network for reaction by other home devices to create an environment conforming to specific rules or profiles.

**FIG.4**

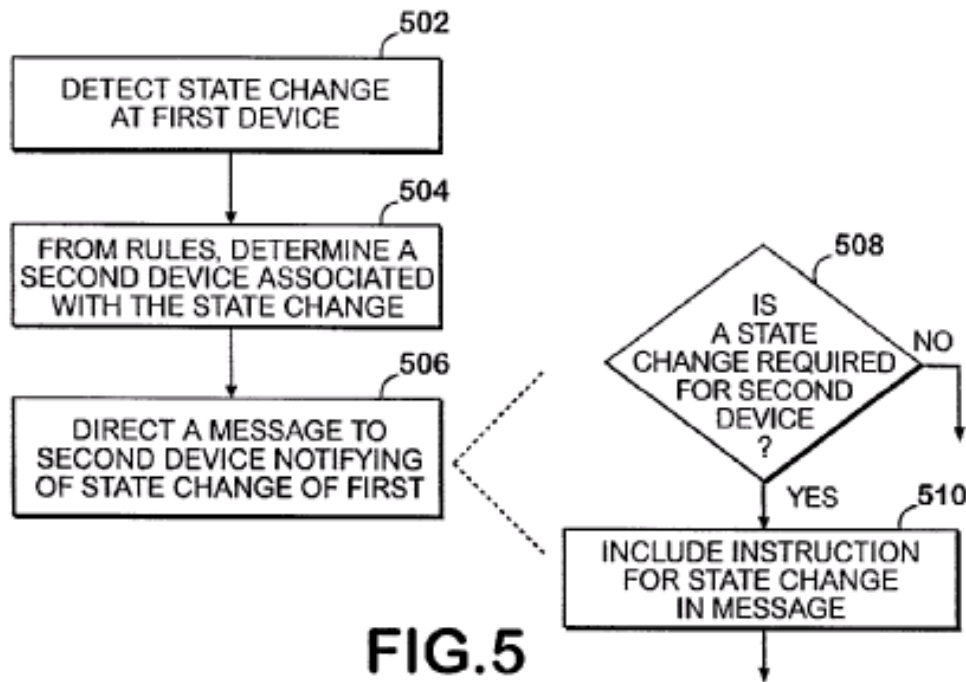


FIG.5

In that document, the rules of device interaction may include instructions that are to be transmitted from the aggregator in response to the aggregator receiving change of state messages from devices of the environment.

References

Limiting references

This place does not cover:

Advertising the status of network devices	H04L 41/00
Alarm systems in general	G08B 25/00
Arrangements in telecontrol or telemetry systems for selectively calling a substation from a main station, in which substation desired apparatus is selected for applying a control signal thereto or for obtaining measured values therefrom	H04Q 9/00

H04L 12/2825

{Reporting to a device located outside the home and the home network (access arrangements [H04L 12/2856](#); for remote control or remote monitoring of applications [H04L 67/025](#); telephonic communication systems adapted for combination with telemetering systems [H04M 11/002](#))}

Definition statement

This place covers:

Self-explanatory : reporting the operation of home appliances or a particular network event affecting a home appliance to one or more external devices, i.e. to devices outside the home network.

References

Limiting references

This place does not cover:

Access arrangements	H04L 12/2856
For remote control or remote monitoring of applications	H04L 67/025
Telephonic communication systems adapted for combination with telemetering systems	H04M 11/002

Informative references

Attention is drawn to the following places, which may be of interest for search:

Network monitoring in data packet switching networks	H04L 43/10
--	----------------------------

H04L 12/2827

{Reporting to a device within the home network; wherein the reception of the information reported automatically triggers the execution of a home appliance functionality}

Definition statement

This place covers:

Self explanatory: in contrast to the preceding class, the exchange of messages only occurs among home appliances within the same home automation network.

H04L 12/2829

{involving user profiles according to which the execution of a home appliance functionality is automatically triggered}

Definition statement

This place covers:

Self explanatory: a user profile defines rules or a policy for triggering specific actions or the emission of a command to a device in response to the occurrence of an event at a given home appliance.

H04L 12/283

{Processing of data at an internetworking point of a home automation network}

Definition statement

This place covers:

Device adapted to communicate with different types of networks.

H04L 12/2832

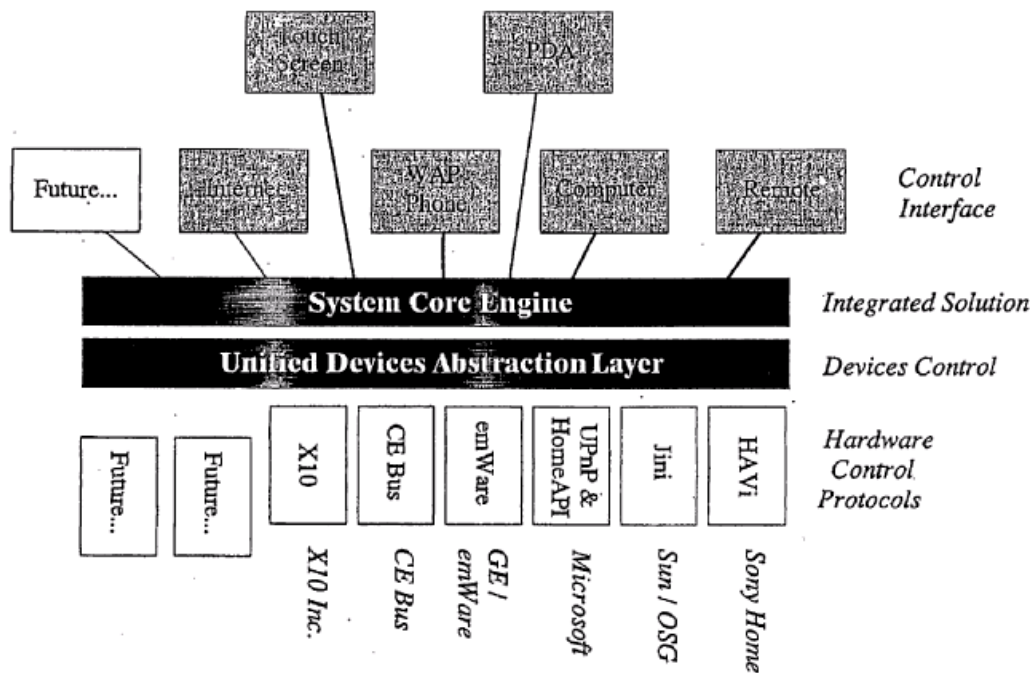
{Interconnection of the control functionalities between home networks (single bridge functionality [H04L 12/4625](#))}

Definition statement

This place covers:

Bridges between home networks (e.g. HAVi/UPNP).

Home gateway performing interface adaptation (also lower layer adaptation, kind of bridge).



3

References

Limiting references

This place does not cover:

Single bridge functionality	H04L 12/4625
-----------------------------	------------------------------

Informative references

Attention is drawn to the following places, which may be of interest for search:

Bridging devices	H04L 12/462
Protocols for interworking; Protocol conversion	H04L 69/08
Multiprotocol handlers, e.g. single devices capable of handling multiple protocols	H04L 69/18

H04L 12/2834

{Switching of information between an external network and a home network (access arrangements [H04L 12/2856](#))}

Definition statement

This place covers:

Switching (or forwarding, routing) at a gateway between external network(s) and home network(s). Contains operational details on residential/home gateways.

References

Limiting references

This place does not cover:

Multiplexing of signals from an external network for distribution to the home network	H04L 12/2838
Access arrangements	H04L 12/2856
Bridging devices	H04L 12/462 , H04L 12/4625

H04L 12/2836

{Protocol conversion between an external network and a home network (controlling appliance services of a home automation network from a device located outside the home and the home network [H04L 12/2818](#); protocol conversion [H04L 69/08](#); adaptation of digital video signals for transport over a specific home network [H04N 7/24](#))}

Definition statement

This place covers:

Protocol conversion between home network(s) and external network(s). If the conversion is only from one controlling protocol to another, the corresponding Indexing Code entry should be used.

References

Limiting references

This place does not cover:

from a device located outside both the home and the home network	H04L 12/2818
Protocol conversion	H04L 69/08

Informative references

Attention is drawn to the following places, which may be of interest for search:

Multiprotocol handlers, e.g. single devices capable of handling multiple protocols	H04L 69/18
--	----------------------------

H04L 12/2838

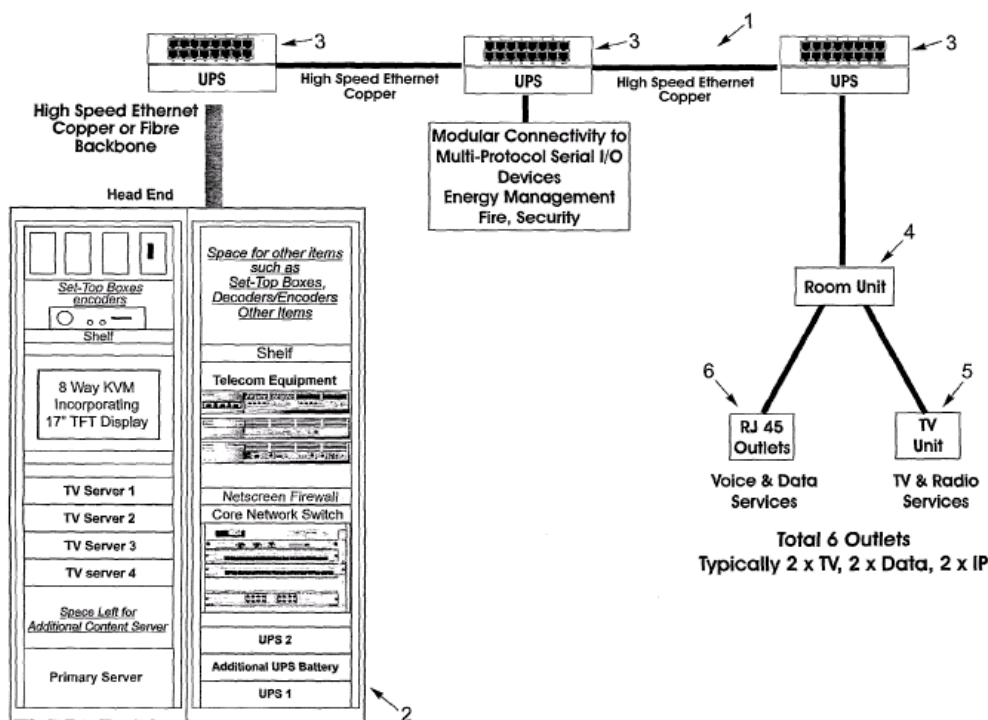
{Distribution of signals within a home automation network, e.g. involving splitting/multiplexing signals to/from different paths (adaptations of television systems for transmission by electric cable for domestic distribution [H04N 7/106](#); hybrid transport [H04L 12/6418](#); home network arrangements specially adapted for distribution of digital video signals [H04N 7/24](#))}

Definition statement

This place covers:

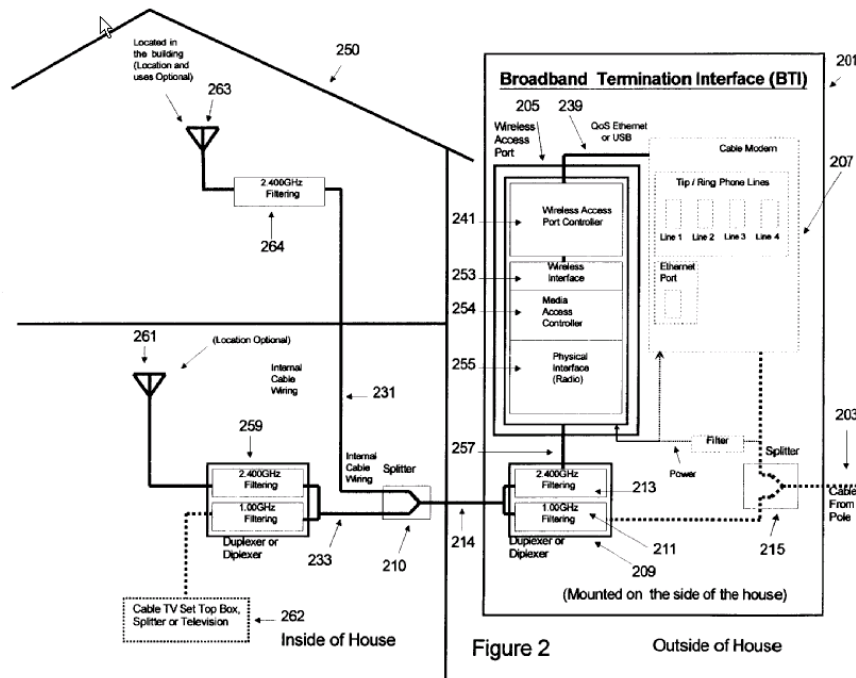
Distribution of signals within a home network. Data signal distribution from/to appliances within the home network. The mere transmission of signals in a home network without a particular way to convey said signal in the home network should not be classified here.

Example: WO2006100515.



The main aspect of the document is that the signals are all distributed in the home through one Ethernet cable on which all packets are transmitted according to TCP/IP. There are no improvements to the TCP/IP no details on the head end and the switching within the head end. No details about control of devices, that's why signal distribution appears to be the only main aspect within home network.

Second example: US6751441



Signals from cable network are split into TV and data signals; the data signals are modulated at the WLAN frequency but distributed to the rooms along the cables. Within the rooms the signals are radiated through an antenna.

References

Limiting references

This place does not cover:

Hybrid transport	H04L 12/6418
Domestic distribution of TV signals	H04N 7/106

H04L 12/2852

{Metropolitan area networks}

Definition statement

This place covers:

A MAN, Metropolitan Area Network, refers to the access technology as well as to the size. The reference book "Computer Networks" written by Tanenbaum gives a definition of it: "A MAN is a network that covers an entire city, but uses LAN technology".

H04L 12/2854

{Wide area networks, e.g. public data networks}

Definition statement

This place covers:

This group is very general about WANs. It contains public data networks such as Frame Relay and X.25 packet networks.

H04L 12/2856

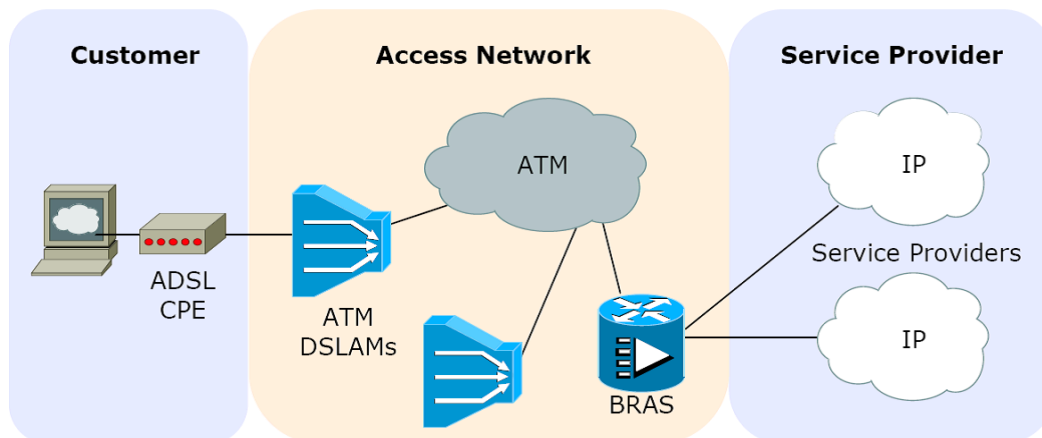
{Access arrangements, e.g. Internet access (asynchronous transfer mode networks [H04L 12/5601](#); broadband local area networks [H04L 12/2801](#); optical access or distribution networks [H04Q 11/0067](#); access to open networks [H04L 12/5691](#); digital subscriber line end-user equipment and bit-level processing of data on a PSTN-based network [H04M 11/00](#); home network gateways [H04L 12/2834](#); wireless access networks [H04W](#))}

Definition statement

This place covers:

An access network is a part of a global wired communication network that connects subscribers to their service providers in the public data network.

It consists generally of end-user equipments connected to an access multiplexer. The access multiplexer is connected to an access server through an aggregation network, wherein the access server is the interface between the access network and the public data network.



References

Limiting references

This place does not cover:

Switching of information between an external network and a home network	H04L 12/2834
Management of WDM parameters in optical multiplex systems	H04J 14/02
Access arrangements for providing telephone service in networks other than PSTN/ISDN	H04M 7/0066

Limiting references

Circuit-switched access networks	H04M 7/1205
Telephonic communication systems adapted for combination with other electrical systems	H04M 11/00
Transfer of video data (multimedia streaming) from a video content server to a subscriber	H04N 7/173
Wireless communications networks	H04W

Informative references

Attention is drawn to the following places, which may be of interest for search:

Access to a packet-switched data network over a hybrid coaxial infrastructure	H04L 12/2801
Asynchronous Transfer Mode (ATM) networks	H04L 12/5601
Access to open networks	H04L 12/5691
Admission & flow control, QoS management	H04L 47/10
Addressing and naming aspects	H04L 61/00
Establishment of secure connections and subscriber authentication	H04L 63/00
Digital subscriber line end-user equipment, DSL modems, xDSL splitters, and bit-level processing of data on PSTN-based network	H04M 11/062
Provision of optical access or distribution networks	H04Q 11/0067
Wireless access networks	H04W

H04L 12/2858**{Access network architectures}****Definition statement**

This place covers:

There are various ways to deploy an access network, but most of them rely on an existing wired infrastructure. Originally, access to the Internet was mostly provided by DSL access technologies, where a point-to-point connection between a subscriber and a service provider is provisioned via a PPP over ATM connection, thereby re-using the existing wired network and their functionalities (ATM PVCs). Nowadays, the trend is clearly to integrate Ethernet as carrier technology for access network segments while remaining the main carrier for the backbone networks, thereby coping with the increasing demand for value-added services such as VoIP, HDTV, IPTV and Triple-Play. In parallel to the development of DSL access technologies, broadcast networks such as cable and optical networks are more and more employed to convey data packets in addition to other signal types, such as video or audio streaming.

References**Limiting references**

This place does not cover:

Access to open networks, incl. selection between different service providers	H04L 12/5691
--	------------------------------

H04L 12/2859

{Point-to-point connection between the data network and the subscribers (encapsulation [H04L 12/4633](#); virtual LANs [H04L 12/4641](#); routing of packets [H04L 45/00](#))}

Definition statement

This place covers:

This group covers essentially the original access technologies wherein a connection between an end-user and the service provider is established by means of a point-to-point protocol, over various types of aggregation networks, such as ATM or Ethernet (PPPoX sessions). This group also includes pseudo-wire techniques, i.e. encapsulation over an IP-based access network.

References

Informative references

Attention is drawn to the following places, which may be of interest for search:

Packet Encapsulation	H04L 12/4633
Virtual Local Area Networks	H04L 12/4641
ATM networks	H04L 12/5601
Routing of packets	H04L 45/00

Special rules of classification

This group has a quite broad definition and ideally should not be the only symbol allocated to a document dealing with access networks. Only documents focusing on the access network infrastructure taken as a whole, i.e. from the public data network to the end-user device, implementing a form of point-to-point technology shall be allocated this subclass as unique symbol.

H04L 12/2861

{Point-to-multipoint connection from the data network to the subscribers}

Definition statement

This place covers:

In this entry, new access technologies relying on the existing cable infrastructure (e.g. DOCSIS, MoCA) or optical networks (PONs) are addressed. Data is transmitted over a shared communication medium on the downlink and the uplink. On the downlink, data is broadcast by the service provider to all subscribers, and each subscriber extracts the data which is aimed to him, out of the stream of multiplexed data.

References

Informative references

Attention is drawn to the following places, which may be of interest for search:

Broadband Local Area Networks	H04L 12/2801
Provision for optical access or packet networks	H04Q 11/0067

Special rules of classification

See the reasoning for the symbol [H04L 12/2859](#).

H04L 12/2863

{Arrangements for combining access network resources elements, e.g. channel bonding (modem pooling [H04L 25/14](#); routing of packets [H04L 45/00](#); multichannel or multilink protocols [H04L 69/14](#))}

Definition statement

This place covers:

Aspects related to an optimized usage of the available access network resources in order to enable provision of greedy multimedia services over bandwidth-limited access networks. This could consist of bundling subscriber lines, arranging a logical combination of network resources, such as frequency bands on a HFC network or the simultaneous usage of multiple PPPoX connections for transporting the same data service.

References

Limiting references

This place does not cover:

Multichannel or multilink protocols	H04L 69/14
-------------------------------------	----------------------------

Informative references

Attention is drawn to the following places, which may be of interest for search:

Modem pooling	H04L 25/14
Routing of packets	H04L 45/00
Virtual concatenation in SDH/OTN networks	H04J 2203/0094

H04L 12/2865

{Logical combinations}

Definition statement

This place covers:

Essentially, comprises arrangements for multiplexing individual subscriber connections or grouping of frequency slots on a cable network. The emphasis is on the combination of logical or abstract entities, i.e. frequency or bandwidth resources combinations, not physical entities such as cables or hardware elements.

H04L 12/2867

{Physical combinations}

Definition statement

This place covers:

Refers to the concept of grouping or combining physical access network resources such as devices, interfaces, wires, cables, in order to enhance the total throughput provided to a given subscriber.

H04L 12/2869

{Operational details of access network equipments (admission control or resource allocation in access networks [H04L 12/5692](#))}

Definition statement

This place covers:

Functional characteristics of various devices commonly present in an access network.

References

Informative references

Attention is drawn to the following places, which may be of interest for search:

Admission control & resource allocation in access networks	H04L 12/5692
--	------------------------------

H04L 12/287

{Remote access server, e.g. BRAS}

Definition statement

This place covers:

A remote access server is a device that routes traffic to and from an access multiplexer (e.g. DSLAM) on a public data network.

Glossary of terms

In this place, the following terms or expressions are used with the meaning indicated:

BRAS	Broadband Remote Access Server
BAS	Broadband access server

H04L 12/2872

{Termination of subscriber connections}

Definition statement

This place covers:

Covers essentially the handling of PPPoX sessions : how the Point-to-Point sessions are initiated, maintained, or terminated. Only PPPoX-related operations at the remote access server are covered by this subclass.

H04L 12/2874

{Processing of data for distribution to the subscribers}

Definition statement

This place covers:

Details about specific data processing operations for distributing various multimedia flows, originally formatted to optimize their transport through an IP network, over the access network to the subscribers.

The emphasis is on a particular way to re-arrange or adapt a flow received at a remote access server from the public data network before distributing the flow to subscriber(s) over the access network, wherein this particular way reflects the characteristics of the access networks.

Example: a remote access server adds MAC address tag information to a packet received from an ISP.

H04L 12/2876

{Handling of subscriber policies (group policies management [H04L 41/0893](#))}

Definition statement

This place covers:

Differentiated policies for distributing data to subscribers, based for instance on user profiles, time of the day, traffic volume etc.

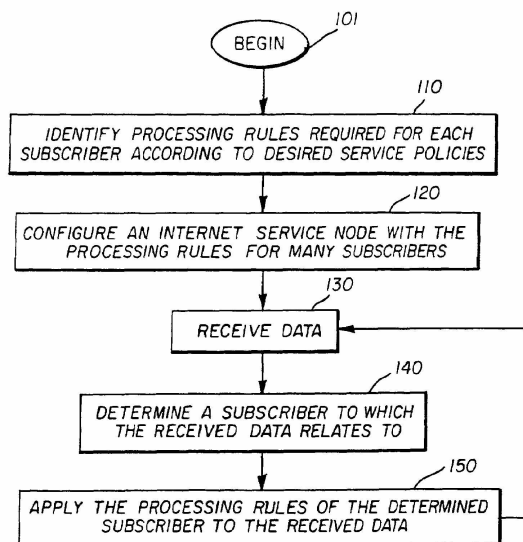


FIG. 1

References

Limiting references

This place does not cover:

Group management policies	H04L 41/0893
---------------------------	------------------------------

H04L 12/2878

{Access multiplexer, e.g. DSLAM (generic distributed time multiplexers, e.g. TDM/TDMA [H04J 3/1694](#))}

Definition statement

This place covers:

Operational details of an access multiplexer is a device, located normally in a telephone exchange or in multi-dwelling units of a service provider, that connects multiple end-user terminals to a public data network access node (e.g. a BRAS) through an aggregation network. Examples : DSLAM, fiber distribution hubs or active splitters, etc.

References

Informative references

Attention is drawn to the following places, which may be of interest for search:

Generic distributed time multiplexers, e.g. TDM/TDMA	H04J 3/1694
DSL modem with DSLAM functionalities	H04M 11/062

H04L 12/2879

{characterised by the network type on the uplink side, i.e. towards the service provider network}

Definition statement

This place covers:

Self-explanatory : this group characterizes the access multiplexer by the type of aggregation network used on the uplink (not to the end-user equipment).

H04L 12/2885

{Arrangements interfacing with optical systems (optical network equipment [H04B 10/00](#); optical multiplexers [H04J 14/05](#) and [H04J 14/07](#))}

Definition statement

This place covers:

- Optical Line Terminals
- Cable modem Termination System.

References

Limiting references

This place does not cover:

Determination of optical signal parameters (e.g. wavelength) as a function of data characteristics from Layer-2 or above, like VLAN number, IP address, subscriber profile	H04B 10/00
Optical multiplexers	H04J 14/00

Glossary of terms

In this place, the following terms or expressions are used with the meaning indicated:

OLT	Optical Line Terminals
CMTS	Cable Modem Termination System

H04L 12/2887

{characterised by the offered subscriber services}

Definition statement

This place covers:

Self-explanatory: in contrast to the group [H04L 12/2879](#), this group covers the type of connection linking the access multiplexer to subscriber devices.

Special rules of classification

Normally, a document shall be allocated one of the symbols from this group only when the document focuses on the communication services offered between the access multiplexer and the subscriber devices.

H04L 12/2889

{Multiservice, e.g. MSAN}

Definition statement

This place covers:

A Multi-service access Node, also known as a Multi-service access gateway is a device typically installed in a telephone exchange (although sometimes in a roadside serving area interface cabinet) which connects customers' telephone lines to the core network, to provide telephone, ISDN, and broadband such as DSL all from a single platform.

Glossary of terms

In this place, the following terms or expressions are used with the meaning indicated:

MSAN	Multi-service Access Node
MSAG	Multi-service Access Gateway

H04L 12/289

{Single service}

Definition statement

This place covers:

Self-explanatory. Essentially one DSL type is supported by the access multiplexer.

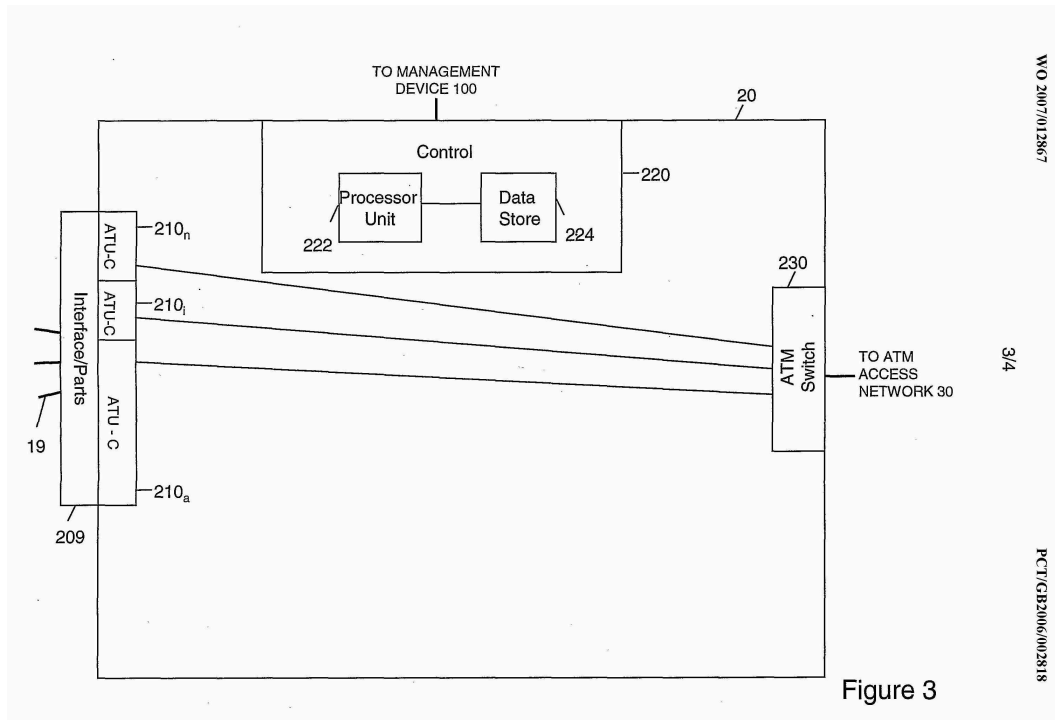
H04L 12/2892

{characterised by the access multiplexer architecture}

Definition statement

This place covers:

This group covers specific implementation designs of an access multiplexer, e.g. specific hardware resources or line cards arrangements.



References

Limiting references

This place does not cover:

DSLAM modems	H04M 11/00
--------------	----------------------------

H04L 12/2894

{Centralized processing}

Definition statement

This place covers:

All complex traffic processing (e.g. classification, filtering, QoS, etc.) is performed on a single central chip, e.g. on the uplink card.

H04L 12/2896

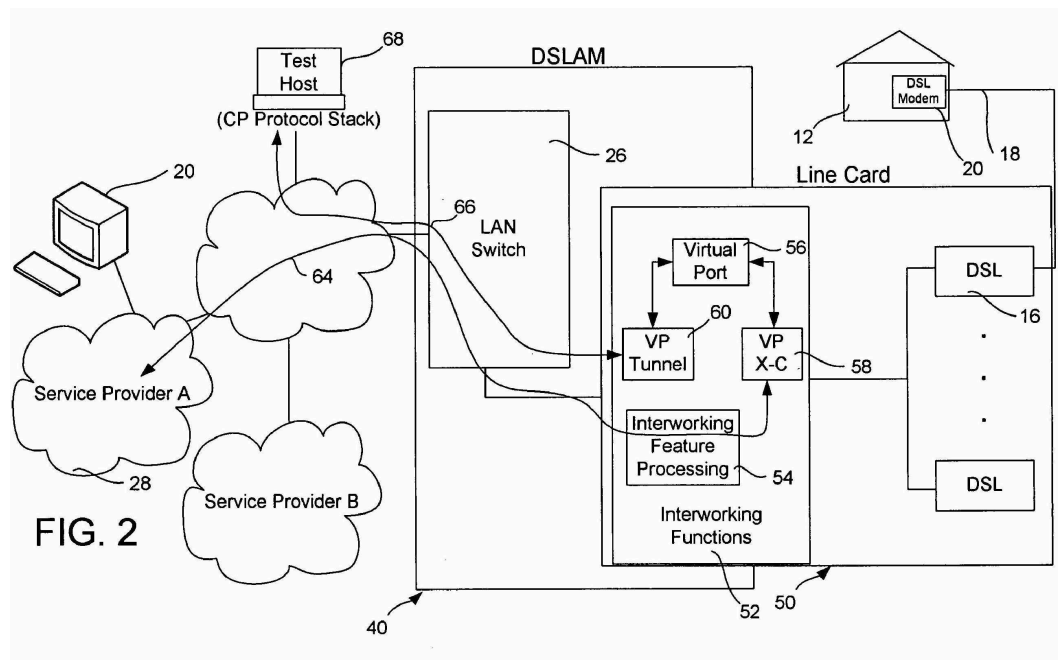
{Distributed processing, e.g. on line cards}

Definition statement

This place covers:

Some or all complex traffic processing is off-loaded to the line cards, which may include dedicated processors.

Examples : US6587476, US2002159462, US2008101401.



H04L 12/2898

{Subscriber equipments (DSL modems [H04M 11/062](#); cable modems [H04L 12/2801](#))}

Definition statement

This place covers:

- Optical Network Units, Optical Line Terminals
- Set-top boxes
- Home network access point
- Cable modems in cable networks, e.g. DOCSIS

Entry concerning the design of devices carrying out generic L2 or L3 data processing operations, located at the interface between a private or home environment and the access network.

References

Limiting references

This place does not cover:

Broadband local area networks	H04L 12/2801
Home network gateways, residential gateways	H04L 12/2834

DSL modems and xDSL splitters	H04M 11/062
-------------------------------	-----------------------------

Special rules of classification

This subclass shall only be allocated to documents giving operational details of subscriber equipments which interact with other access network devices, e.g. via the exchange of messages. The sole description of a stand-alone end-user device without any active connection to an access network shall not be classified in [H04L 12/2898](#).

H04L 12/40

Bus networks

Definition statement

This place covers:

A bus network includes one or a plurality of shared communication lines interconnecting at least 3 distant stations, wherein data is transferred serially in the form of frames or bitstrings along the bus.

References

Informative references

Attention is drawn to the following places, which may be of interest for search:

Transmission of data and power over a link, and not over a bus network as defined above	H04L 12/10
Serial data transmission over a shared medium having a ring or star topology	H04L 12/42 , H04L 12/44
Fibre-channel aspects related to topology, i.e. ring, or switch architecture	H04L 12/42 , H04L 49/00
Bus networks including at least one bridging device	H04L 12/4625
Bus networks employed restrictively for a specific automotive application (e.g. power steering, brake-by-wire)	B60R , B62D
Bus systems being deployed on an airplane specifically for controlling parts of an aircraft	B64C 13/503
Bus to control actuators/sensors or any other industrial appliance in an automation system	G05B 19/00
Parallel bus systems	G06F 13/00
Daisy chain buses using an embedded synchronisation	G06F 13/426
Point-to-point communication between 2 stations over a bus	G06F 13/4265
Wireless networks comprising several communication nodes using contention resolution mechanisms	H04W 74/08

H04L 12/40006

{Architecture of a communication node (current supply arrangements [H04L 12/10](#); intermediate storage or scheduling [H04L 49/90](#))}

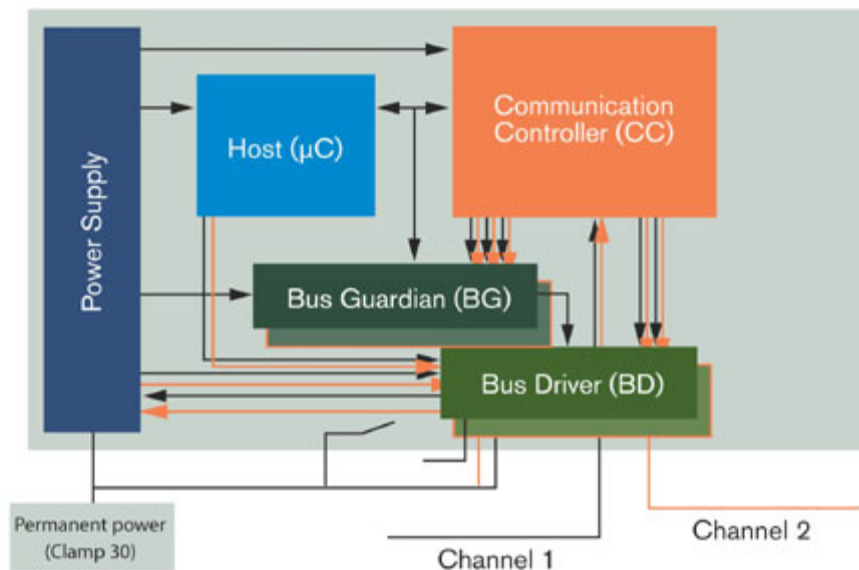
Definition statement

This place covers:

Details on the hardware elements comprised in a bus communication node. In particular, this class covers the inter-working of the various hardware components and implementation details of specific hardware components. A document shall get an EC code from this group only if the document deals with a particular inventive hardware or software realization. If the document includes the mere illustration of a hardware or software design for implementing a protocol, this document shall only get an Indexing Code in this group.

Example : A FlexRay communication node:

FLEXRAY™ SYSTEM ARCHITECTURE



References

Informative references

Attention is drawn to the following places, which may be of interest for search:

Current supply arrangements for the communication nodes	H04L 12/10
Intermediate storage or scheduling	H04L 49/90
Hardware architecture of a processing unit in general	G06F

H04L 12/40013

{Details regarding a bus controller}

Definition statement

This place covers:

A bus controller refers to a microprocessor that is dedicated to input and output of data by a node on a bus. Structure of a carrier sense functionality is also classified here.

H04L 12/40019

{Details regarding a bus master}

Definition statement

This place covers:

A bus master is a device controlling which node accesses the bus at particular time. See also [H04L 12/403](#) for access control aspects

H04L 12/40026

{Details regarding a bus guardian}

Definition statement

This place covers:

A bus guardian is a device monitoring the timing of node accesses on the bus, used for instance in FlexRay systems to avoid babbling idiots (faulty, continuously sending nodes).

References

Limiting references

This place does not cover:

Passive fault-masking in a computer environment	G06F 11/18
---	----------------------------

H04L 12/40032

{Details regarding a bus interface enhancer}

Definition statement

This place covers:

Interface between the communication line and the other elements of the communication node, having some autonomous functionalities such as message pre-filtering, bus monitoring...

H04L 12/40039

{Details regarding the setting of the power status of a node according to activity on the bus}

Definition statement

This place covers:

Power management aspects, such as management of the transition between various power states (sleep, active or stand-by). These documents shall also be classified in [H04L 12/12](#)

References

Informative references

Attention is drawn to the following places, which may be of interest for search:

Arrangements for remote connection or disconnection of substations or of equipment thereof	H04L 12/12
--	----------------------------

H04L 12/40045

{Details regarding the feeding of energy to the node from the bus}

Definition statement

This place covers:

Refers to field devices for instance, which use the voltage and/or current level present on the bus to draw energy from the bus. Note that [H04L 12/10](#) contains documents classified before 2008 having this functionality.

References

Informative references

Attention is drawn to the following places, which may be of interest for search:

Current supply arrangements	H04L 12/10
-----------------------------	----------------------------

H04L 12/40052

{High-speed IEEE 1394 serial bus (bus transfer protocol on a daisy chain bus using an embedded synchronisation [G06F 13/426](#))}

Definition statement

This place covers:

All documents dealing primarily with transmission on a Firewire bus.

References

Limiting references

This place does not cover:

Bus transfer protocol on a daisy chain bus using an embedded synchronization	G06F 13/426
--	-----------------------------

Informative references

Attention is drawn to the following places, which may be of interest for search:

Synchronisation, e.g. post-wait, barriers, locks	G06F 8/458
--	----------------------------

H04L 12/40058

{Isochronous transmission}

Definition statement

This place covers:

Documents referring generally to synchronization aspects of Firewire communication, incl. jitter compensation and clock synchronizations.

H04L 12/40065

{Bandwidth and channel allocation (home automation networks [H04L 12/2803](#); flow control [H04L 47/10](#))}

Definition statement

This place covers:

Aspects of resource allocation for Firewire networks.

References**Limiting references**

This place does not cover:

Home automation networks	H04L 12/2803
--------------------------	------------------------------

Informative references

Attention is drawn to the following places, which may be of interest for search:

Flow control aspects	H04L 47/10
----------------------	----------------------------

H04L 12/40071

{Packet processing; Packet format (adaptation of digital video signals for transport over a specific network [H04N 21/2381](#), [H04N 21/4363](#), [H04N 21/4381](#); packet switches [H04L 49/00](#); intermediate storage or scheduling [H04L 49/90](#))}

Definition statement

This place covers:

Self-explanatory, deals with operations on packets in a Firewire bus system.

References**Informative references**

Attention is drawn to the following places, which may be of interest for search:

Packet switches	H04L 49/00
-----------------	----------------------------

Intermediate storage or scheduling	H04L 49/90
------------------------------------	----------------------------

H04L 12/40078

{Bus configuration (home automation networks [H04L 12/2803](#); arrangements for maintenance or administration [H04L 41/00](#))}

Definition statement

This place covers:

Typically bus reset operations on Firewire.

References

Limiting references

This place does not cover:

Home automation networks	H04L 12/2803
--------------------------	------------------------------

Informative references

Attention is drawn to the following places, which may be of interest for search:

Arrangements for maintenance or administration	H04L 41/00
--	----------------------------

H04L 12/40084

{Bus arbitration}

Definition statement

This place covers:

Control to the access to the communication medium on Firewire.

H04L 12/40091

{Bus bridging (LAN interconnection over a bridge based backbone [H04L 12/462](#); single bridge functionality [H04L 12/462](#))}

Definition statement

This place covers:

Interconnection aspects in Firewire bus systems.

References

Informative references

Attention is drawn to the following places, which may be of interest for search:

LAN interconnection over a bridge based backbone	H04L 12/462
Single bridge functionality	H04L 12/4625

H04L 12/40097

{Interconnection with other networks (LAN interconnection over a bridge based backbone [H04L 12/462](#); single bridge functionality [H04L 12/462](#))}

Definition statement

This place covers:

Gateway to other network sections, to other Firewire networks.

References

Informative references

Attention is drawn to the following places, which may be of interest for search:

Bridging devices in local area networks	H04L 12/462
---	-----------------------------

H04L 12/40104

{Security; Encryption; Content protection (cryptographic protocols [H04L 9/00](#); protocols for network security [H04L 63/00](#))}

Definition statement

This place covers:

Security aspects in Firewire networks.

References

Limiting references

This place does not cover:

Cryptographic protocols	H04L 9/00
Network security protocols	H04L 63/00

H04L 12/40117

{Interconnection of audio or video/imaging devices (home automation networks [H04L 12/2803](#); bitstream network arrangements specially adapted for distribution of digital video signals [H04N 7/24](#))}

Definition statement

This place covers:

Interconnection with multimedia devices over a FireWire bus.

References

Informative references

Attention is drawn to the following places, which may be of interest for search:

Home automation networks	H04L 12/2803 - H04L 12/2838
--------------------------	--

H04L 12/40123

{Interconnection of computers and peripherals (printer information exchange with computer [G06F 3/1293](#))}

Definition statement

This place covers:

Interconnection of computers with specific extension elements such as peripherals over a Firewire bus.

References

Informative references

Attention is drawn to the following places, which may be of interest for search:

Printer information exchange with computer	G06F 3/1293
--	-----------------------------

H04L 12/4013

{Management of data rate on the bus (systems modifying transmission characteristics according to link quality [H04L 1/0001](#))}

Definition statement

This place covers:

Documents referring generally to the selection of a particular data rate on a bus network, based on different factors, i.e. instantaneous network load. Rate adaptation on a bus maybe be necessary for achieving optimal transmission performance, by finding a good trade-off between packet loss and transmission speed. A LIN bus supports for instance various bitrates.

References

Limiting references

This place does not cover:

Systems modifying transmission characteristics according to link quality	H04L 1/0001
--	-----------------------------

Informative references

Attention is drawn to the following places, which may be of interest for search:

Allocation of payload	H04L 5/0044
Negotiation of transmission parameters of transmission speed prior to communication	H04L 5/1446

H04L 12/40136

{Nodes adapting their rate to the physical link properties (LAN switches [H04L 49/351](#))}

Definition statement

This place covers:

Physical link properties include bus capacity such as 10Mbit/s or 100Mbit/s Ethernet network.

References

Informative references

Attention is drawn to the following places, which may be of interest for search:

Rate adaptation according to physical link properties such as the detection of the bus capacity being 10Mbit/s or 100Mbit/s Ethernet network at a LAN switch	H01L 29/66469
--	-------------------------------

H04L 12/40143

{involving priority mechanisms (hybrid switching fabrics [H04L 12/6402](#); intermediate storage or scheduling [H04L 49/90](#); time-division multiplex systems [H04J 3/00](#))}

Definition statement

This place covers:

Documents related to the introduction of certain criteria to prioritize the transmission of data on the bus. On a vehicle bus for instance, information about car safety shall have priority over messages carrying monitoring data.

References

Informative references

Attention is drawn to the following places, which may be of interest for search:

Hybrid switching fabrics	H04L 12/6402
Intermediate storage or scheduling	H04L 49/90
Time-division multiplexing	H04J 3/00

H04L 12/4015

{by scheduling the transmission of messages at the communication node}

Definition statement

This place covers:

Queue management at the transmitting node.

H04L 12/40156

{by using dedicated slots associated with a priority level}

Definition statement

This place covers:

In a TDMA bus communication system, certain time slots might be reserved for transmission of data having a high level of priority.

H04L 12/40163

{by assigning priority to messages according to a message field}

Definition statement

This place covers:

Typically a message field or tag indicates a priority level, which can be read by any node connected to the bus.

H04L 12/40169

{Flexible bus arrangements (arrangements for maintenance or administration involving management of faults; events, alarms [H04L 41/06](#); automatic restoration of network faults [H04L 41/0654](#))}

Definition statement

This place covers:

Documents covering various flexibility aspects, such as fast network re-configuration, flexible topology change, seamless connection or disconnection of a new node to/from the bus. In general, this class covers scalability of bus networks and reconfiguration aspect.

References

Limiting references

This place does not cover:

Arrangements for maintenance or administration involving management of faults; events, alarms	H04L 41/06
Automatic restoration of network faults	H04L 41/0654

H04L 12/40176

{involving redundancy (error detection or correction of the data by redundancy in hardware using active fault-masking in interconnections [G06F 11/2002](#); error detection or correction of the data by redundancy in hardware using active fault-masking in storage systems using spares or by reconfiguring [G06F 11/2053](#))}

Definition statement

This place covers:

Different forms of redundancy which do not correspond to the following related fields.

References

Limiting references

This place does not cover:

Error detection or correction of the data by redundancy in hardware using active fault	G06F 11/2017
where persistent mass storage functionality or persistent mass storage control functionality is redundant	G06F 11/2053

H04L 12/40182

{by using a plurality of communication lines}

Definition statement

This place covers:

A single bus system may comprise at least one back-up communication line, in case of failure of the main communication line. Each station has then typically two or more bus drivers, one for each communication line.

H04L 12/40189

{by using a plurality of bus systems}

Definition statement

This place covers:

Two bus systems running independently of each other may provide protection against problems affecting the whole active bus system.

H04L 12/40195

{by using a plurality of nodes}

Definition statement

This place covers:

Duplication of a part or of an entire communication node in order to ensure fast recovery from a node defect without affecting the bus operations.

H04L 12/40202

{by using a plurality of master stations}

Definition statement

This place covers:

Switching from an active master station to a back-up master station is needed for safety-critical bus systems with centralized access control. See also [H04L 12/403](#).

H04L 12/403

with centralised control, e.g. polling

Definition statement

This place covers:

Contains documents with a central control node controlling the transmissions on the bus. Polling is known for a long time so a "new" polling scheme could be found in rather old documents (<1970).

H04L 12/4035

{in which slots of a TDMA packet structure are assigned based on a contention resolution carried out at a master unit (TDM/TDMA multiplex systems per se [H04J 3/1694](#); hybrid switching systems [H04L 12/64](#))}

Definition statement

This place covers:

Self-explanatory. Shall not be used for documents dealing with FlexRay in general.

References

Limiting references

This place does not cover:

Hybrid switching systems	H04L 12/64
Allocation of channels in TDM/TDMA networks	H04J 3/1694

H04L 12/407

with decentralised control

Definition statement

This place covers:

This is a subgroup with general aspects of decentralized control. It contains documents about implicit token passing and some slotted buses.

H04L 12/413

with random access, e.g. carrier-sense multiple-access with collision detection [CSMA-CD]

Definition statement

This place covers:

Deals with access schemes in which access to the medium is granted at random after an arbitration process in case several nodes send requests simultaneously (collision). CSMA/CD (carrier sense multiple access with collision detection) also called Ethernet (basic document by Xerox US4063220) is one of these schemes. Ethernet aspects not linked with CSMA/CD shall not be classified in this class, but documents concerning some specific Ethernet functionalities such as contention resolution, back-off or interframe gap shall be classified in this group.

H04L 12/4135

{using bit-wise arbitration}

Definition statement

This place covers:

This is a special case for relatively low transmission speeds and/or short buses. Nodes competing for bus access read the superposed signals back from the bus and stop transmission when the bus signal is not identical with the transmitted signal. Many bus systems used e.g. in vehicles can be found in this subgroup.

References

Limiting references

This place does not cover:

Computer buses with bit-wise arbitration	G06F 13/374
--	-----------------------------

Special rules of classification

CAN bus aspects not linked with bit-wise arbitration shall not be classified in this class.

H04L 12/417

with deterministic access, e.g. token passing

Definition statement

This place covers:

Contains documents with access schemes granting access to requests within a predetermined time limit. On token buses nodes are arranged in a logical ring passing the access right (token) from node to node. Bus networks having a master are not classified here. Aspects of FlexRay related to the deterministic access to static time slots are also classified here.

H04L 12/42

Loop networks

Definition statement

This place covers:

Deals with networks in which nodes are connected in a physical ring.

H04L 12/422

{Synchronisation for ring networks (Time Division Multiplex ring networks, e.g. SDH/SONET [H04J 3/085](#))}

Definition statement

This place covers:

Deals with link by link synchronization between nodes and network synchronization.

References

Limiting references

This place does not cover:

Synchronization in general	H04J 3/06 , H04L 7/00
for ring networks	H04J 3/085

Informative references

Attention is drawn to the following places, which may be of interest for search:

Time division multiplex systems	H04J 3/00
---------------------------------	---------------------------

Special rules of classification

Double classification with [H04J 3/00](#) is allowed.

H04L 12/423

with centralised control, e.g. polling

Definition statement

This place covers:

Same as for bus networks but in a physical ring network.

References**Informative references**

Attention is drawn to the following places, which may be of interest for search:

Bus networks with centralized control	H04L 12/403
---------------------------------------	-----------------------------

H04L 12/427

with decentralised control

Definition statement

This place covers:

Analog to bus networks, see [H04L 12/417](#).

References**Limiting references**

This place does not cover:

Bus networks with decentralized control	H04L 12/407
---	-----------------------------

H04L 12/43

with synchronous transmission, e.g. time division multiplex [TDM], slotted rings

Definition statement

This place covers:

Slotted rings; can be with fixed time slot allocation to the nodes or with access schemes for transmission access to a part of the bandwidth (slot).

H04L 12/433

with asynchronous transmission, e.g. token ring, register insertion

Definition statement

This place covers:

Nodes having the access right (token) can transmit. When finished, the token is other nodes is buffered in a register until a node has finished its own transmission. This is the main group for FDDI and Fiber Channel rings when the access method is the issue.

H04L 12/437

Ring fault isolation or reconfiguration {(for SDH/SONET ring networks [H04J 3/085](#))}

Definition statement

This place covers:

Rings are vulnerable to faults. This subgroup contains documents dealing with recovery from faults like loop-backs or subrings when a ring systems is cut.

References

Limiting references

This place does not cover:

Fault recovery in general	H04L 41/06
Fault recovery systems for SDH/SONET(Protection Switching) ring networks	H04J 3/085

H04L 12/44

Star or tree networks

Definition statement

This place covers:

Deals with networks in a physical star or tree configuration.

In case of Ethernet repeaters or hubs, transmission is broadcast and the bus access schemes are applied (e.g. Ethernet in 10baseT).

H04L 12/46

Interconnection of networks

Definition statement

This place covers:

- Interconnection of network segments of different types. e.g. between Fire Wire and Ethernet segments;
- Internetworking in CEBUS, MAP/TOP, CAN and other application oriented topologies;
- Repeaters (LAN segmentation).

This group contains general documents on internetworking in packet-switched networks.

References

Limiting references

This place does not cover:

Coupling between buses internal to a computer	G06F 13/4004
---	------------------------------

H04L 12/4604

{LAN interconnection over a backbone network, e.g. Internet, Frame Relay}

Definition statement

This place covers:

- Header group for network backbone functionality
- SONET, SMDS, DQDB
- XNS, SNA, CATV
- Internet

References

Informative references

Attention is drawn to the following places, which may be of interest for search:

Implementation or adaptation of Internet protocol [IP], of transmission control protocol [TCP] or of user datagram protocol [UDP]	H04L 69/16
---	----------------------------

H04L 12/4608

{LAN interconnection over ATM networks}

Definition statement

This place covers:

- LAN emulation
- IP or other proprietary protocols (e.g. IPX, SNA, netBIOS, Appletalk...) over ATM. MPOA.
- VP switching for multiplexing connections in VLAN/BVPN Connectionless support in ATM for LAN interconnection (type D service. I.364 rec., ATM Forum's scheme).
- Some documents about remote address resolution (ARP, NHRP).

H04L 12/4612

{LAN interconnection over narrowband networks, e.g. N-ISDN, PSTN, X.25}

Definition statement

This place covers:

- Internetworking over the PSTN
- Narrowband ISDN both using BA or PR access, Channel B or D
- X.25 based internetworks

H04L 12/4616

{LAN interconnection over a LAN backbone}

Definition statement

This place covers:

Contains mainly documents about LAN interconnection using a FDDI backbone. Do not forget that some SNA implementations use a Token Ring backbone, so if you do not find your document here have a look to the [H04L 12/4604](#) just in case.

H04L 12/462

{LAN interconnection over a bridge based backbone}

Definition statement

This place covers:

Topology aspects: where the bridges are placed. Bridging different type 802.X LAN's. General documents on Source Routing, Spanning Tree or DLS (no much detail on how the actual routing is carried out).

References

Limiting references

This place does not cover:

Routing of packets	H04L 45/00
--------------------	----------------------------

Informative references

Attention is drawn to the following places, which may be of interest for search:

Routing tree calculation	H04L 45/48
Layer 2 routing, e.g. Ethernet-based MAN's	H04L 45/66

Special rules of classification

Spanning tree protocol shall be classified in this group, but also possibly [H04L 45/00](#) and subgroups when applied on a generic routing protocol that can be applied on Layer 2 as well as Layer 3 networks.

H04L 12/4625

{Single bridge functionality, e.g. connection of two networks over a single bridge}

Definition statement

This place covers:

Bridge functionalities.

It covers:

- Multistandard for heterogeneous 802.X LAN environment
- Address learning and filtering with the suitable table lookup or CAM techniques. Address caching.
- Internal buffer and memory management.

- Bridges doing repeater functions or routing (Routers)

References

Limiting references

This place does not cover:

Router functionalities or routing protocols	H04L 45/00 , H04L 49/00
---	---

Informative references

Attention is drawn to the following places, which may be of interest for search:

Fast packet switching	H04L 49/00
-----------------------	----------------------------

Special rules of classification

It is difficult to determine whether to begin the search in [H04L 12/462](#) or in [H04L 12/4625](#). As a rule of thumb you could say that bridge/router functionality that does not require cooperation among bridges/routers, should be classified in [H04L 12/4625](#). Therefore, network aspects that involve exchange among bridges/routers are meant to be in [H04L 12/462](#).

H04L 12/4633

{Interconnection of networks using encapsulation techniques, e.g. tunneling}

Definition statement

This place covers:

Encapsulation is the embedding of a protocol in another protocol at the same or different OSI layer. This technique is often used in a backbone to be able to deal with a plurality of end user protocols using a common transport entity.

Tunneling is a very important part of this group (e.g. L2TP).

References

Limiting references

This place does not cover:

Pseudo-wire emulation, e.g. IETF WG PWE3	H04L 45/68
--	----------------------------

Informative references

Attention is drawn to the following places, which may be of interest for search:

Point-to-point connection between the data network and the subscriber in access networks (e.g. PPPoX protocols)	H04L 12/2859
Virtual LANs	H04L 12/4641
VPN tunnels for security	H04L 63/00
Protocol conversion	H04L 69/08

H04L 12/4637

{Interconnected ring systems}

Definition statement

This place covers:

- Complex meshes of rings; Topological aspects
- MAN, WAN ring based architectures
- Hierarchical ring topologies
- Streets of Manhattan, interlaced rings and similar architectures

References

Informative references

Attention is drawn to the following places, which may be of interest for search:

FDDI WANs	H04L 12/4616
-----------	------------------------------

H04L 12/4641

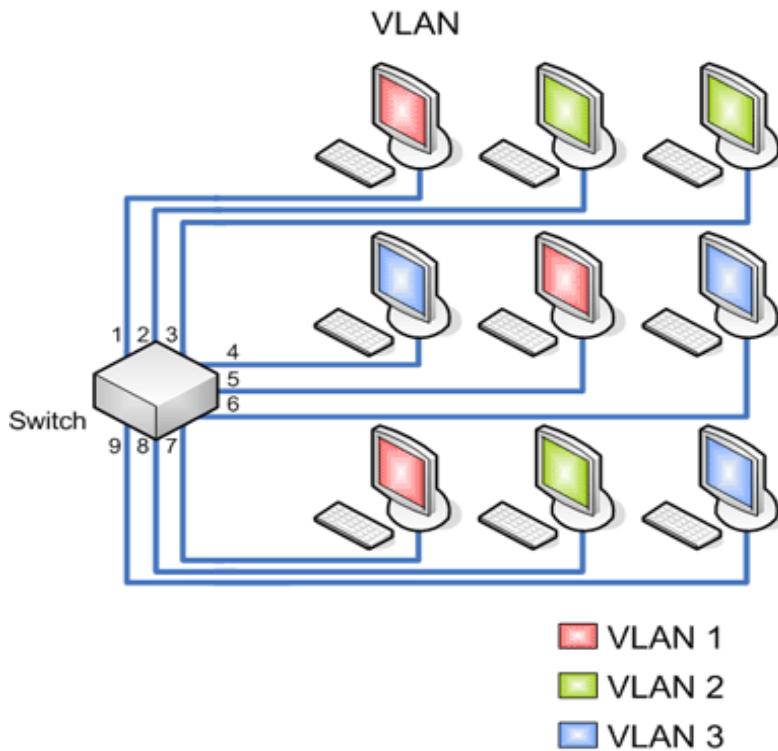
{Virtual LANs, VLANs, e.g. virtual private networks [VPN] (LAN interconnection over a bridge based backbone [H04L 12/462](#); encapsulation techniques [H04L 12/4633](#); routing of packets [H04L 45/00](#); packet switches [H04L 49/00](#); virtual private networks for security [H04L 63/0272](#))}

Definition statement

This place covers:

Virtual local area network, virtual LAN or VLAN. A group of hosts with a common set of requirements that communicate as if they were attached to the same broadcast domain, regardless of their physical

location. Networks with the same attributes as a physical local area network (LAN), but that allow for end stations to be grouped together even if they are not located on the same network switch.



References

Limiting references

This place does not cover:

LAN interconnection over a bridge based backbone	H04L 12/462
Encapsulation techniques	H04L 12/4633
Routing of packets	H04L 45/00
Packet switches	H04L 49/00
Virtual private networks for security	H04L 63/0272

H04L 12/4645

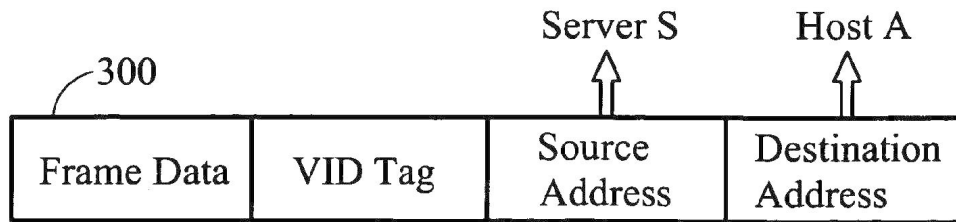
{Details on frame tagging (routing of packets [H04L 45/00](#); support for virtual LAN [H04L 49/354](#))}

Definition statement

This place covers:

Details on tagging of a frame with VLAN information, involving mainly the use of a dedicated field for tagging a frame. When a packet enters a VLAN, a switch adds a VLAN field to the packet including

a VLAN ID, the tag. Covers converting untagged frames to tagged frames. A typical VLAN tagged frame:



References

Limiting references

This place does not cover:

Routing of packets	H04L 45/00
Routing of packets using label swapping, e.g. MPLS	H04L 45/50
Switching devices with support for virtual LAN	H04L 49/354

Special rules of classification

Multi-tagging of frames shall not be classified in [H04L 12/4645](#), only in [H04L 12/465](#) or the subgroups of it.

H04L 12/465

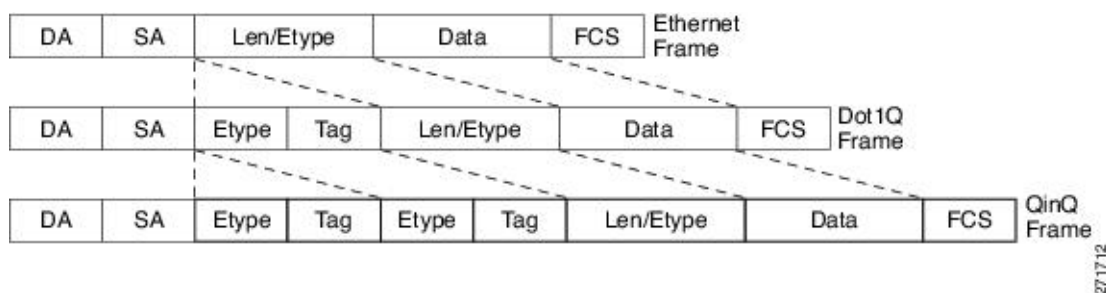
{wherein a single frame includes a plurality of VLAN tags}

Definition statement

This place covers:

Description and creation of single frames including a plurality of VLAN tags.

Frequently refers to QinQ (see IEEE standard 802.1ad) and the derivatives of this protocol. Covers tagging an already tagged packet, thereby producing a "multiple-tagged" frame, or a VLAN stack. A typical QinQ frame:



References

Limiting references

This place does not cover:

Encapsulation of packets	H04L 12/4633
--------------------------	------------------------------

Special rules of classification

A document shall only be allocated this class if no relevant subgroup of this class can be found. On the other hand, different classes from this group (i.e. [H04L 12/4654](#), [H04L 12/4658](#), [H04L 12/4662](#)) might be assigned to a single document.

H04L 12/4654

{wherein a VLAN tag represents a customer VLAN, e.g. C-Tag}

Definition statement

This place covers:

In multi-tagged frames, a VLAN tag representing a customer VLAN is a VLAN tag uniquely associated to a particular end user, subscriber or

local network entity (computer, user station).

H04L 12/4658

{wherein a VLAN tag represents a service provider backbone VLAN, e.g. B-Tag, S-Tag}

Definition statement

This place covers:

Covers the outer tagging of Ethernet packets in PBB (Provider Backbone Bridge) networks, see IEEE Standard 802.1ah. A service provider backbone VLAN spans over a carrier network, not over a single LAN

References

Informative references

Attention is drawn to the following places, which may be of interest for search:

Encapsulation techniques	H04L 12/4633
--------------------------	------------------------------

H04L 12/4662

{wherein a VLAN tag represents a service instance, e.g. I-SID in PBB}

Definition statement

This place covers:

Covers documents associating a VPN with a PBB and assigning an I-SID. FIG. 3 below (US2008170573) is a simplified representation of a frame format 150 for VPN data packets transmitted through a PBB tunnel. The frame format 150 includes a PBB header 152 comprised of a backbone

destination address (B-DA) 154, a backbone source address (B-SA) 156, a backbone VLAN ID (B-VID) 158, and a backbone I-component service ID (I-SID) 160.

Patent Application Publication Jul. 17, 2008 Sheet 3 of 4 US 2008/0170573 A1




FIG. 3

Glossary of terms

In this place, the following terms or expressions are used with the meaning indicated:

PBB	Provider Backbone Bridge
-----	--------------------------

H04L 12/4666

{Operational details on the addition or the stripping of a tag in a frame, e.g. at a provider edge node}

Definition statement

This place covers:

Covers operations carried out on a packet header, such as adding and/or removing tags, usually according to a particular algorithm or specific structure. An emphasis is put on the operational details of adding or stripping VLANs, at a particular node, e.g. US2010226368:

Patent Application Publication Sep. 9, 2010 Sheet 4 of 8 US 2010/0226368 A1

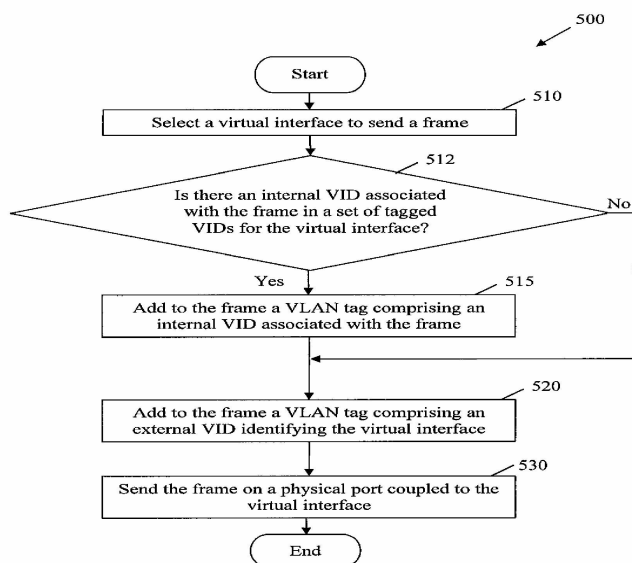


FIG. 5

Special rules of classification

The mere tagging of packets or removal of tags without particular operational details shall only be classified in [H04L 12/4645](#) or in the subgroups of [H04L 12/465](#)

H04L 12/467

{Arrangements for supporting untagged frames, e.g. port-based VLANs}

Definition statement

This place covers:

The port is assigned to a specific VLAN independent of the user or system attached to the port. All users attached to the port should be members in the same VLAN. Usually the port configuration is static. A port based VLAN switch determines the membership of a data frame by examining the configuration of the port that received the transmission.

Special rules of classification

Classes from the [H04L 12/4645](#) subgroups and the class [H04L 12/467](#) might be allocated to a single document only if two VLAN operational modes (i.e. tag-based VLANs and port-based VLANs) are presented in the document as part of the invention

H04L 12/4675

{Dynamic sharing of VLAN information amongst network nodes (configuration of the network or of network elements [H04L 41/08](#))}

Definition statement

This place covers:

Sharing of information between networks elements: information about the identifier, about the member status, about the port based VLAN distribution. Sometimes this layer 2 information is intended to be displayed or monitored. Even though failure recovery is not covered in this class, Layer-2 information might be dynamically shared between the elements on the network after detection of a network failure.

References

Limiting references

This place does not cover:

Failure recovery	H04L 41/06
Configuration of the network, or of network elements	H04L 41/08

H04L 12/4679

{Arrangements for the registration or de-registration of VLAN attribute values, e.g. VLAN identifiers, port VLAN membership}

Definition statement

This place covers:

Registration or de-registration of VLAN memberships. Also includes removing, discovering and identifying VLAN members. Covers also the exchange of messages for modifying an entry in a mapping table for switches supporting port-based VLANs.

References

Limiting references

This place does not cover:

Configuration of switching devices	H04L 12/4641
------------------------------------	------------------------------

H04L 12/4683

{characterized by the protocol used}

Definition statement

This place covers:

Details on a specific standardized or proprietary protocol for maintaining a VLAN, for registering, de-registering VLAN members

References

Limiting references

This place does not cover:

Group membership management	H04L 41/0893
-----------------------------	------------------------------

Special rules of classification

Only for defining particular routines, packets types or format when maintaining VLANs. Can include extensions or modifications of an existing protocol

H04L 12/4687

{MVRP [multiple VLAN registration protocol]}

Definition statement

This place covers:

A commonly-used VLAN registration protocol generic framework defined by the IEEE 802.1ak revision to the IEEE 802.1Q standard.

H04L 12/4691

{GVRP [GARP VLAN registration protocol]}

Definition statement

This place covers:

This is a standards-based Layer 2 network protocol, for automatic configuration of VLAN information on switches. It was defined in the 802.1ak amendment to 802.1Q-2005.

Glossary of terms

In this place, the following terms or expressions are used with the meaning indicated:

GARP	Generic Attribute Registration Protocol
------	---

Synonyms and Keywords

In patent documents, the following abbreviations are often used:

MVRP	Multiple VLAN Registration Protocol
------	-------------------------------------

H04L 12/4695

{VTP [VLAN trunking protocol]}

Definition statement

This place covers:

VTP is a proprietary protocol that propagates the definitions of Virtual Local Area Networks (VLAN) on a whole local area network.

H04L 12/54

Store-and-forward switching systems (packet switching systems [H04L 45/00](#), [H04L 47/00](#))

Definition statement

This place covers:

Systems in which information is sent to an intermediate station where it is kept and sent at a later time to the final destination or to another intermediate station.

References

Limiting references

This place does not cover:

Routing or path finding of packets in data switching networks	H04L 45/00
Traffic control in data switching networks	H04L 47/00

H04L 12/56

{Packet switching systems}

Definition statement

This place covers:

Basic functionality of packet switching networks. Namely: routing, flow control, admission control, switching architectures and other general issues on packetized data handling.

References

Limiting references

This place does not cover:

Interprocessor communication	G06F 15/163
Packet based communication in satellite networks	H04B 7/185
Networks specially adapted for the exchange of pictorial information	H04N 7/00

Application-oriented references

Examples of places where the subject matter of this place is covered when specially adapted, used for a particular purpose, or incorporated in a larger system:

Arrangements for packet switching specially adapted for wireless networks	H04W
---	----------------------

Informative references

Attention is drawn to the following places, which may be of interest for search:

Error detection or correction	H04L 1/00
Packet multiplexing	H04J

Synonyms and Keywords

In patent documents, the following abbreviations are often used:

ATM	Asynchronous Transfer Mode
TCP/IP	Transmission Control Protocol/Internet Protocol

H04L 12/5601

{Transfer mode dependent, e.g. ATM}

Definition statement

This place covers:

Asynchronous Transfer Mode(ATM) technical aspects.

References

Limiting references

This place does not cover:

Routing in wireless networks	H04W 40/00
------------------------------	----------------------------

H04L 13/00

Details of the apparatus or circuits covered by groups [H04L 15/00](#) or [H04L 17/00](#)

References

Limiting references

This place does not cover:

Apparatus or local circuits for transmitting or receiving dot-and-dash codes	H04L 15/00
Apparatus or local circuits for transmitting or receiving codes wherein each character is represented by the same number of equal-length code elements	H04L 17/00

H04L 13/04

Driving mechanisms; Clutches

References

Informative references

Attention is drawn to the following places, which may be of interest for search:

Couplings for transmitting rotation; clutches	F16D
Spread spectrum techniques using chirp	H04B 2001/6912

H04L 13/14

Electronic distributors

References

Informative references

Attention is drawn to the following places, which may be of interest for search:

Electronic switching or gating	H03K 17/00
--------------------------------	----------------------------

H04L 15/00

Apparatus or local circuits for transmitting or receiving dot-and-dash codes, e.g. Morse code (teaching apparatus therefor [G09B](#); telegraph tapping keys [H01H 21/86](#))

References

Limiting references

This place does not cover:

Educational or demonstration appliances; appliances for teaching or communicating with, the blind, deaf or mute; models; planetaria; globes; maps; diagrams	G09B
Switches with abutting contact carried by operating part	H01H 21/86

Informative references

Attention is drawn to the following places, which may be of interest for search:

Having a plurality of operating members associated with different sets of contacts	H01H 13/70
Characterised by the way in which the control signal is generated	H03K 17/94
Coding in connection with keyboards or like devices	H03M 11/00

H04L 17/00

Apparatus or local circuits for transmitting or receiving codes wherein each character is represented by the same number of equal-length code elements, e.g. Baudot code

References

Informative references

Attention is drawn to the following places, which may be of interest for search:

Having a plurality of operating members associated with different sets of contacts	H01H 13/70
Characterised by the way in which the control signal is generated	H03K 17/94
Coding in connection with keyboards or like devices	H03M 11/00

H04L 23/00

Apparatus or local circuits for systems other than those covered by groups [H04L 15/00](#) - [H04L 21/00](#)

References

Limiting references

This place does not cover:

Apparatus or local circuits for transmitting or receiving dot-and-dash codes	H04L 15/00 - H04L 21/00
--	---

H04L 23/02

adapted for orthogonal signalling

Definition statement

This place covers:

Code Shift Keying and CCK (Complementary Code Keying).

The generation of sequences, like orthogonal CAZAC, Zadoff-Chu or Generalized Chirp sequences that are used for signalling purposes.

References

Informative references

Attention is drawn to the following places, which may be of interest for search:

Codes types for Code Division Multiplex systems (CDMA)	H04J 13/0007
Generation of orthogonal codes for CDMA	H04J 13/12

H04L 25/00

Baseband systems

Definition statement

This place covers:

Baseband aspects of digital data transmission.

Arrangements for supplying electrical power along data transmission lines.

Channel estimation techniques.

Arrangements for detecting the data rate of an incoming signal.

Arrangements for coupling to transmission lines.

Line equalizers (digital).

Shaping networks in transmitter or receiver.

Digital equalizers: structure and adaptation algorithms.

Definition statement

Arrangements involving sequence estimation techniques.

Electric or magnetic storage of signals before transmitting or retransmitting for changing the transmission rate.

Decision circuits providing symbol by symbol detection; DC level restoring means; Bias distortion correction.

Modifications for reducing interference in line transmission.

Digital repeater/relay circuits.

Line codes.

Pulse width modulation; pulse position modulation.

References

Limiting references

This place does not cover:

Error correction coding	H04L 1/004
Arrangements for synchronising receiver with transmitter	H04L 7/00
Joint detection techniques in CDMA	H04B1/70105
Interference related aspects of DSSS	H04B 1/7097
Systems for transmitting signals via power distribution lines	H04B 3/54
Details on optical domain processing	H04B 10/516

Informative references

Attention is drawn to the following places, which may be of interest for search:

Bus networks	H04L 12/40
Digital adaptive filters	H03H 21/0012
Matched filters	H03H 21/0018
Kalman filters	H03H 21/003
Circuits in general for handling pulses	H03K
Coupling arrangements in general	H03K 19/0175
Conversion to or from representation by pulses	H03M 5/00
Coding in general	H03M 13/00
Details in line transmission systems in general	H04B 3/02
Echo cancellation	H04B 3/20
Reducing cross-talking	H04B 3/32
MIMO diversity systems	H04B 7/0413
Feedback content	H04B 7/0621
Wireless repeaters in general	H04B 7/15
Modelling the propagation channel	H04B 17/391
Interference aspects in orthogonal multiplex systems (i.e. using Walsh codes)	H04J 11/0023

Special rules of classification

The groups under [H04L 2025/0335](#) classify the type of signal the equalizer is intended for.

The groups under [H04L 2025/03433](#) provide further details on the equalizer structure implementation.

The groups under [H04L 2025/03592](#) deal with details of the adaptation algorithms for equalisation.

The groups under [H04L 2025/03777](#) provide details on signalling.

Glossary of terms

In this place, the following terms or expressions are used with the meaning indicated:

DFE	Decision Feedback Equaliser
SVD	Singular Value Decomposition
FIR	Finite Impulse Response
FDE	Frequency Domain Equalizer
GPRS	General Packet Radio Service
ICI	Inter-Carrier Interference
ISI	Inter-Symbol Interference
LLR	Log-Likelihood Ratio
LMMSE	Linear Minimum Mean Squared Error
LMS	Least Mean Square
LS	Least Squares
MAP	Maximum A-posteriori Probability
MLD	Maximum Likelihood Detector
MMSE	Minimum Mean Squared Error
RLS	Recursive Least Square

Synonyms and Keywords

In patent documents "pilot signals" can be called sometimes "Reference signals", "Sounding signals" or "Training signals".

H04L 25/02

Details {; arrangements for supplying electrical power along data transmission lines (systems for transmitting signals via power distribution lines [H04B 3/54](#))}

References

Limiting references

This place does not cover:

Systems for transmitting signals via power distribution lines	H04B 3/54
---	---------------------------

Informative references

Attention is drawn to the following places, which may be of interest for search:

Circuits in general for handling pulses	H03K
---	----------------------

In line transmission systems in general

H04B 3/02

H04L 25/0212

{of impulse response}

Definition statement

This place covers:

The delay spread estimation.

H04L 25/0226

{sounding signals per se}

Definition statement

This place covers:

The structure of the sounding signals or the pilot pattern. For details of the allocation of the sounding signals: [H04L 5/0048](#).

H04L 25/0228

{with direct estimation from sounding signals}

Definition statement

This place covers:

This group answer the question of how the sounding signals are used to derive an estimation. For example, by averaging.

H04L 25/023

{with extension to other symbols}

Definition statement

This place covers:

Use of data (in addition to the sounding signals) for channel estimation

H04L 25/0236

{using estimation of the other symbols}

Definition statement

This place covers:

Iterative channel estimation for the same symbol, for example the EM (maximum expectation).

H04L 25/0238**{using blind estimation}****Definition statement***This place covers:*

Using only data per se.

H04L 25/0246**{with factorisation}****Definition statement***This place covers:*

For example: Cholesky, LU.

H04L 25/0248**{Eigen-space methods}****Definition statement***This place covers:*

Singular value decomposition, SVD.

H04L 25/025**{using least-mean-square [LMS] method}****Definition statement***This place covers:*

All iterative algorithm (not for the same symbol), for example: RLS.

H04L 25/026**{Arrangements for coupling transmitters, receivers or transceivers to transmission lines; Line drivers (duplexing arrangements [H04L 5/14](#))}****References****Limiting references***This place does not cover:*

Line drivers (duplexing arrangements	H04L 5/14
--------------------------------------	---------------------------

Special rules of classificationThis group should not be used. Subject-matter is classified under [H04L 25/0264](#).

H04L 25/0262**{Arrangements for detecting the data rate of an incoming signal}****Definition statement***This place covers:*

This involves frequency estimation or detection, but not synchronisation.

H04L 25/0278**{Arrangements for impedance matching}****Definition statement***This place covers:*

The arrangements are at either end.

H04L 25/028**{Arrangements specific to the transmitter end}****Definition statement***This place covers:*

How to couple the driver to the transmission line or how to configure the driver.

H04L 25/0288**{the shape being matched to the transmission line (pre-equalisation per se [H04L 25/03343](#))}****Definition statement***This place covers:*Implies some knowledge of the actual line, although it might be rather vague, such as "this is 100 m long". Thus, the coupling provides the pre-emphasis, otherwise, if it is not in the coupling, [H04L 25/03885](#) is the proper place to classify.**References****Limiting references***This place does not cover:*

the shape being matched to the transmission line (pre-equalisation per se	H04L 25/03343
---	-------------------------------

H04L 25/03**Shaping networks in transmitter or receiver, e.g. adaptive shaping networks****Definition statement***This place covers:*

Shaping networks in transmitter or receiver, e.g. adaptive shaping networks, receivers or arrangements for processing base band signals.

References

Informative references

Attention is drawn to the following places, which may be of interest for search:

Impedance networks, e.g. resonant circuits; resonators	H03H
--	----------------------

H04L 25/03006

{Arrangements for removing intersymbol interference}

Definition statement

This place covers:

The subgroups under [H04L 25/03006](#) cover digital equalisation and detection techniques. Digital equalisers not only try to make the channel flat and remove ISI, but they also implement detection and decision.

H04L 25/03057

{with a recursive structure ([H04L 25/03031](#) takes precedence)}

Definition statement

This place covers:

For example, DFE equalisers.

H04L 25/03178

{Arrangements involving sequence estimation techniques}

Definition statement

This place covers:

MLSE techniques, and in general the estimation of a sequence of symbols (not just one symbol).

In the case of multiuser environment, it covers the estimation of the different users.

H04L 25/03305

{Joint sequence estimation and interference removal (joint detection of several desired signals [H04L 25/03331](#))}

Definition statement

This place covers:

The cases where desired user is estimated and the other users are seen as interferences, such that their estimation is removed (for example, by subtraction).

References

Limiting references

This place does not cover:

Joint sequence estimation and interference removal (joint detection of several desired signals	H04L 25/03331
--	-------------------------------

H04L 25/03343**{Arrangements at the transmitter end}****Definition statement***This place covers:*

Pre-equalisation.

Pre-coding for MIMO channels can be seen as a pre-equaliser or as a beam-former.

The selection of codebook or precoding matrix for MIMO diversity systems is classified under [H04B 7/0456](#), while the design of the codebook matrices is classified under [H04L 25/03898](#).

H04L 2025/03426**{transmission using multiple-input and multiple-output channels}****Definition statement***This place covers:*

Not limited to radio systems but also covers the case of cross-talk between cables as a MIMO system.

H04L 2025/03477**{not time-recursive}****Definition statement***This place covers:*

For example: FFF (feed forward filter).

H04L 2025/03808**{Transmission of equaliser coefficients}****Definition statement***This place covers:*

The cases of the feedback of codebook index to be able to choose a precoding matrix at the transmitter.

H04L 25/06**Dc level restoring means; Bias distortion correction {; Decision circuits providing symbol by symbol detection}****References****Informative references***Attention is drawn to the following places, which may be of interest for search:*

Detection of unique words or other known elements	H04L 7/00 , H04J 3/0602
---	---

H04L 25/067

{providing soft decisions, i.e. decisions together with an estimate of reliability ([H04L 25/068](#) and [H04L 25/069](#) take precedence; sequence estimation techniques [H04L 25/03178](#))}

Definition statement

This place covers:

When the soft decisions are part of a sequence estimation, then the place to classify is [H04L 25/03318](#), otherwise, when the soft decisions are symbol by symbol is classified in [H04L 25/067](#).

References

Limiting references

This place does not cover:

Sequence estimation techniques	H04L 25/03178
By sampling faster than the nominal bit rate	H04L 25/068
By detecting edges or zero crossings	H04L 25/069

H04L 25/10

Compensating for variations in line balance

References

Informative references

Attention is drawn to the following places, which may be of interest for search:

Balancing during the coupling of signals	H04L 25/0282
--	------------------------------

H04L 25/12

Compensating for variations in line impedance

References

Informative references

Attention is drawn to the following places, which may be of interest for search:

Impedance matching in coupling arrangements	H04L 25/0278
---	------------------------------

H04L 25/14

Channel dividing arrangements {, i.e. in which a single bit stream is divided between several baseband channels and reassembled at the receiver}

Definition statement

This place covers:

The parallel transmission of a single bit stream and the reassembling (skew compensation) of all the content of the parallel channels at the receiver in order to retrieve the single bit stream.

H04L 25/22

Repeaters for converting two wires to four wires; Repeaters for converting single current to double current

Definition statement

This place covers:

Wired digital repeaters. For wireless repeaters see classes under [H04B 7/15](#).

References

Informative references

Attention is drawn to the following places, which may be of interest for search:

Repeaters for converting two wires to four wires	H04B
--	----------------------

H04L 25/40

Transmitting circuits; Receiving circuits {(repeater circuits, relay circuits [H04L 25/20](#))}

References

Limiting references

This place does not cover:

Repeater circuits, relay circuits	H04L 25/20
-----------------------------------	----------------------------

Informative references

Attention is drawn to the following places, which may be of interest for search:

Arrangements for synchronising receiver with transmitter	H04L 7/00
Using the transitions of the received signal to control the phase of the synchronising-signal-generating means	H04L 7/033
Transmitting and receiving encryption devices synchronised or initially set up in a particular manner	H04L 9/12

H04L 25/45

using electronic distributors

References

Informative references

Attention is drawn to the following places, which may be of interest for search:

Electronic distributors in general	H03K 17/00
------------------------------------	----------------------------

H04L 25/49

using code conversion at the transmitter; using predistortion; using insertion of idle bits for obtaining a desired frequency spectrum; using three or more amplitude levels {; Baseband coding techniques specific to data transmission systems (spectral shaping [H04L 25/03828](#))}

References

Limiting references

This place does not cover:

Spectral shaping	H04L 25/03828
------------------	-------------------------------

Informative references

Attention is drawn to the following places, which may be of interest for search:

Preprocessing of received signal for synchronisation, e.g. by code conversion	H04L 7/0087
Coding, decoding or code conversion, in general	H03M

H04L 25/4904

{using self-synchronising codes, e.g. split-phase codes}

Definition statement

This place covers:

For example: Manchester code; Biphasic space or mark code (e.g. double frequency code).

H04L 25/4917

{using multilevel codes}

Definition statement

This place covers:

For example: PAM with more than 2 levels.

H04L 25/4927

{using levels matched to the quantisation levels of the channel}

Definition statement

This place covers:

PCM modems V.90.

H04L 25/497

by correlative coding, e.g. partial response coding or echo modulation coding {transmitters and receivers for partial response systems (transversal equalizers at the transmitter end [H04L 25/03343](#))}

Definition statement

This place covers:

For example: Tolimson-Harashima precoding, Trellis precoding, GPRS.

References

Limiting references

This place does not cover:

Transmitters and receivers for partial response systems equalizers at the transmitter end	H04L 25/03343
---	-------------------------------

Informative references

Attention is drawn to the following places, which may be of interest for search:

Response systems (transversal equalizers)	H04L 25/03
Partial response continuous phase modulation systems	H04L 27/18

H04L 27/00

Modulated-carrier systems

Definition statement

This place covers:

Modulated-carrier systems.

Passband aspects of data transmission, e.g. modulating and demodulating, arrangements for provision and recovery of carriers.

The most fundamental digital modulation techniques: ASK, FSK, PSK and QAM.

Multicarrier modulation systems.

The modulated carrier systems covered in this groups are independent on the type of physical signal, i.e. the signal can be audio, RF, optical,..., but the signals must be digital.

Relationships with other classification places

When the multiple access scheme relies on the use of multicarrier signals,

and if what is important is how the signal is modulated/demodulated, or "hardware" aspects in the transmitter or the receiver to produce or recover (like synchronisation) such signal or aspects related to the peak power reduction, then the classes under [H04L 27/2601](#) are relevant. Otherwise, to indicate that the signal involved is, for example, an OFDM signal, then the class under [H04L 5/0007](#) is used instead.

References

Informative references

Attention is drawn to the following places, which may be of interest for search:

Block-coded modulation	H04L 1/0058
Trellis-coded modulation	H04L 1/006
Arrangements affording multiple use of the transmission path	H04L 5/00
Modulated-carrier systems (code shift keying in combination with frequency multiplexing)	H04L 5/06
Simultaneous bidirectional transmission of ac signals	H04L 5/143
Code Shift Keying; CCK (complementary code keying)	H04L 23/02
Pulse width modulation; Pulse position modulation	H04L 25/4902
Pulse amplitude modulation	H04L 25/4917
CORDIC	G06F 7/5446
Modulator circuits in general (analogue modulators)	H03C
Demodulator circuits in general (analogue demodulators)	H03D
Modifications in amplifiers to reduce non-linear distortions, by pre-distortion	H03F 1/3241
Pulse Amplitude modulation, i.e. PAM	H03K 7/02
Delta modulation	H03M 3/02
Details on optical domain processing	H04B 10/516
Polarisation shift keying	H04B 14/008
Transmission of data during the active part of a television frame	H04N 7/025

Glossary of terms

In this place, the following terms or expressions are used with the meaning indicated:

ASK	Amplitude Shift Keying
CPM	Continuous Phase Modulation
FSK	Frequency Shift Keying
OOK	On-Off Keying
PSK	Phase Shift Keying
DPSK	Differential Phase Shift Keying
QAM	Quadrature Amplitude Modulation

Synonyms and Keywords

In patent documents the following expression "multiresolution systems" is often used as synonym of non-uniform or asymmetric or layered modulation or hierarchical modulation or superposed modulation.

H04L 27/01

Equalisers {(baseband equalizers at the transmitter end [H04L 25/03343](#); in analogue transmission systems [H04B 3/04](#), [H04B 7/005](#))}

References

Limiting references

This place does not cover:

Baseband equalizers at the transmitter	H04L 25/03343
In analogue transmission systems	H04B 3/04 , H04B 7/005

Informative references

Attention is drawn to the following places, which may be of interest for search:

Control of amplification	H03G
--------------------------	----------------------

H04L 27/06

Demodulator circuits; Receiver circuits

References

Informative references

Attention is drawn to the following places, which may be of interest for search:

Demodulation of amplitude-modulated pulses	H03K 9/02
--	---------------------------

H04L 27/10

Frequency-modulated carrier systems, i.e. using frequency-shift keying ([H04L 27/32](#) takes precedence)

References

Limiting references

This place does not cover:

Carrier systems in general comprising amplitude-modulated carrier systems, and phase-modulated carrier systems	H04L 27/32
--	----------------------------

Informative references

Attention is drawn to the following places, which may be of interest for search:

The signals being represented by different frequencies	H04L 5/06
The synchronisation signals differing from the information signals in amplitude, polarity, or frequency	H04L 7/06
Frequency multiplication	H04L 2027/0048
Continuous phase systems	H04L 27/18

H04L 27/103**{Chirp modulation (for spread spectrum techniques [H04B 1/69](#))}****References****Limiting references***This place does not cover:*

Spread spectrum techniques	H04B 1/69
----------------------------	---------------------------

Informative references*Attention is drawn to the following places, which may be of interest for search:*

Spread spectrum techniques using chirp	H04B 2001/6912
--	--------------------------------

H04L 27/12**Modulator circuits; Transmitter circuits****References****Informative references***Attention is drawn to the following places, which may be of interest for search:*

Continuous phase modulation	H04L 27/20
Frequency or rate pulse modulation	H03K 7/06

H04L 27/14**Demodulator circuits; Receiver circuits****References****Informative references***Attention is drawn to the following places, which may be of interest for search:*

For continuous phase modulation systems	H04L 27/22
Demodulation of frequency- or rate-modulated pulses	H03K 9/06

H04L 27/20**Modulator circuits; Transmitter circuits****References****Informative references***Attention is drawn to the following places, which may be of interest for search:*

Position modulation	H03K 7/04
---------------------	---------------------------

H04L 27/22

Demodulator circuits; Receiver circuits

References

Informative references

Attention is drawn to the following places, which may be of interest for search:

Demodulation of position-modulated pulses	H03K 9/04
---	---------------------------

H04L 27/26

Systems using multi-frequency codes ([H04L 27/32](#) takes precedence)

Definition statement

This place covers:

All techniques related to the multiple carriers processing of electrical signals (at the transmitter and receiver), to the structure of such signals (pilot signals, guard interval), and problems related to the frequency domain processing of such signals (Peak to Average Power Ratio PAPR).

Example of systems covered: OFDM, OFDMA, SC-FDMA, IFDMA, LTE, DVB, DSL, Optical OFDM ...

Practically the coverage of this subgroup in term of features is:

- within a transmitter, it starts at the serial to parallel transformation of the data and ends after the IFFT (or any other frequency domain to time domain converter) or post-PAPR processing, and includes the PAPR processing, the pilot insertion, and if present the DFT precoding of the data (for SC-FDMA systems).
- within a receiver, it starts at the FFT (or any other time domain to frequency domain converter) and includes the synchronisation arrangements (time, frequency).

References

Limiting references

This place does not cover:

Resource allocation techniques	H04L 5/00
Bit loading of the subcarriers for OFDM(A) systems	H04L 5/0046
Pilot allocation for OFDM(A) systems	H04L 5/0048
Techniques like MC-CDMA involving code and frequency multiplexing	H04L 5/026 , H04L 5/0021
Carrier systems	H04L 27/32

Informative references

Attention is drawn to the following places, which may be of interest for search:

Channel estimation techniques	H04L 25/0202
Interference cancellation techniques (Inter Carrier Interference, multiusers)	H04L 25/03006
Pulse shaping	H04L 25/03834
Details of Fourier transforms	G06F 17/141
Optical transmitters	H04B 10/50

Higher Layer (network, routing) techniques	H04W
--	----------------------

H04L 27/2601

{Multicarrier modulation systems}

Special rules of classification

Although mentioned as modulation, it can of course be interpreted as multiplexing depending on the way the processing is interpreted. In a way it is a modulation since the main carrier signal is mixed with a modulating signal being the output of the IFFT after cyclic prefix addition. However it is also multiplexing since data being either from one user or from multiple users are orthogonally mapped to the subcarriers.

This group is generally given to aspects not covered by any of the following lower subgroups, or to documents where OFDM is a secondary technical aspect.

H04L 27/2602

{Signal structure}

Special rules of classification

The two main aspects under this group are the cyclic prefix classified under [H04L 27/2605](#) and the pilot structure under [H04L 27/261](#).

Basically documents classified here have their main feature in the mapping of particular data to the subcarriers or properties of the resultant OFDM time domain signal after IFFT, rather than particular means for processing the signal.

H04L 27/2604

{Multiresolution systems (by means of multiresolution subcarriers [H04L 27/183](#), [H04L 27/3488](#))}

Definition statement

This place covers:

Different constellations (modulations) used on the subcarrier. For the allocation aspect (i.e. waterfilling for instance), see [H04L 5/0044](#).

References

Limiting references

This place does not cover:

Multiresolution modulation methods	H04L 27/183 , H04L 27/3488
------------------------------------	---

H04L 27/2605

{Symbol extensions, e.g. Zero Tail, Unique Word [UW]}

References

Informative references

Attention is drawn to the following places, which may be of interest for search:

Details of impulse response	H04L 25/0212
Symbol synchronization (locating the FFT window within a useful data portion + guard period)	H04L 27/2665
Delay profiles	H04B 17/364

Special rules of classification

Most of the OFDM systems (except OQAM OFDM) use a cyclic extension added in time domain after each symbol in order to capture all multipath components that would result otherwise in Inter Symbol Interference ([H04L 25/03006](#)). Documents classified here either use a particular extension (adaptive or with a specific pattern) or provide for a specific processing of this extension.

Synonyms and Keywords

In patent documents, the following words/expressions are often used as synonyms:

- "Symbol Extension", "Cyclic Prefix/Postfix/Suffix/Extension" and "Guard Period/Interval"

H04L 27/2607

{Cyclic extensions}

Special rules of classification

The Guard Period is a repetition of a portion of the useful data segment of the symbol transmitted.

H04L 27/2613

{Structure of the reference signals}

Definition statement

This place covers:

Properties of the reference sequences used as preamble or pilot sequence.

References

Informative references

Attention is drawn to the following places, which may be of interest for search:

Sounding signals for channel estimation	H04L 25/0226
Linked to code properties	H04J 13/00
CAZAC sequences	H04J 13/0055

H04L 27/2614

{Peak power aspects}

Special rules of classification

The Inverse Fourier transform at the transmitter transforms modulated symbols on each subcarrier, modulated by usual constellation patterns (QPSK, QAM), to time domain symbols presenting high peak to average power ratio. This problem is a recurrent problem in OFDM systems.

This high PAPR creates linearity problems at the following power amplifiers and must be remedied for in the time domain (i.e. after the IFFT, for instance by clipping) or in the frequency domain (i.e. before the IFFT) using iteration and feedback loop (using empty subcarrier, constellation extension ...).

When none of the following subclasses matches the technique used in the document, this class [H04L 27/2614](#) has to be given.

Synonyms and Keywords

In patent documents, the following words/expressions are often used as synonyms:

- "peak to average power ratio", "PAPR " and "Crest factor"

H04L 27/2615

{Reduction thereof using coding}

Special rules of classification

Through coding the series of bits before the modulation and the serial to parallel transformation, the situation where all modulated symbols on each subcarrier have the same phase thus generating the highest power is avoided. (See Jones and Wilkinson: "Block coding scheme for reduction of peak-to-average envelope power ratio of multicarrier transmission systems", 1994).

H04L 27/2618

{Reduction thereof using auxiliary subcarriers}

Definition statement

This place covers:

For instance: Tone Injection or Tone Reservation. A subset of subcarriers is used for generating a PAPR reduction signal c added to the remaining signal transmitted.

H04L 27/2621

{Reduction thereof using phase offsets between subcarriers}

Definition statement

This place covers:

One of the most active subfields of PAPR reduction: Encompasses techniques like Selective Mapping (SLM) or Partial Transmission Sequence (PTS). Considering N subcarriers, SLM performs M multiple parallel N point IFFTs, each using a different N-phase vector (one phase value applied to each subcarrier) and selects out of the M outputs the resulting time domain OFDM with the lowest PAPR value. PTS divides the N subcarriers in V disjoint subcarriers subsets, multiplies each by a phase

value and performs V partial IFFT before adding the resulting V outputs producing the OFDM symbol to be sent.

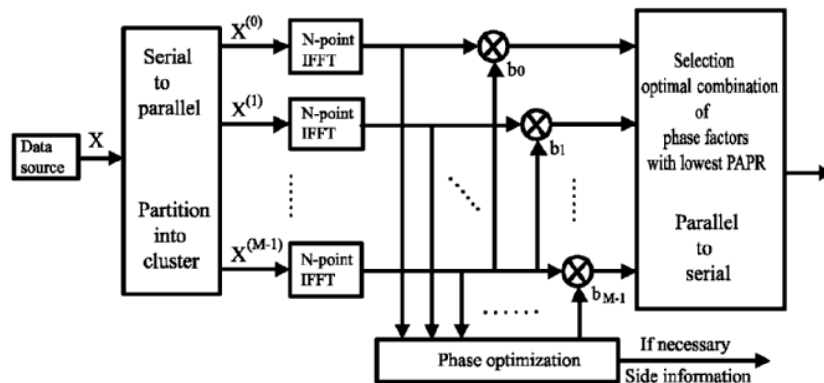


Fig. 2. Block diagram of PTS technique.

From Tao Jiang & al. "An Overview: Peak-to-Average Power Ratio Reduction Techniques for OFDM Signals"

H04L 27/2623

{Reduction thereof by clipping}

Definition statement

This place covers:

Large field: Can happen in time domain (usual understanding where the parts outside the allowed power region are filtered or clipped out) but also in frequency domain (modulated symbols on each subcarrier are moved, see Active Constellation Extension). Can consist in decreasing higher power samples (by filtering or clipping) or enhancing low power samples (see nonlinear companding transforms using for instance μ -law companding from speech processing). Modify the dynamics of the signal.

References

Informative references

Attention is drawn to the following places, which may be of interest for search:

Clipping in the frequency domain of the modulated symbols	H04L 27/3411
---	------------------------------

H04L 27/2624

{by soft clipping}

Definition statement

This place covers:

Based on Quantization aspects (linked to digital to analog conversion as well), see for instance the nonlinear companding method.

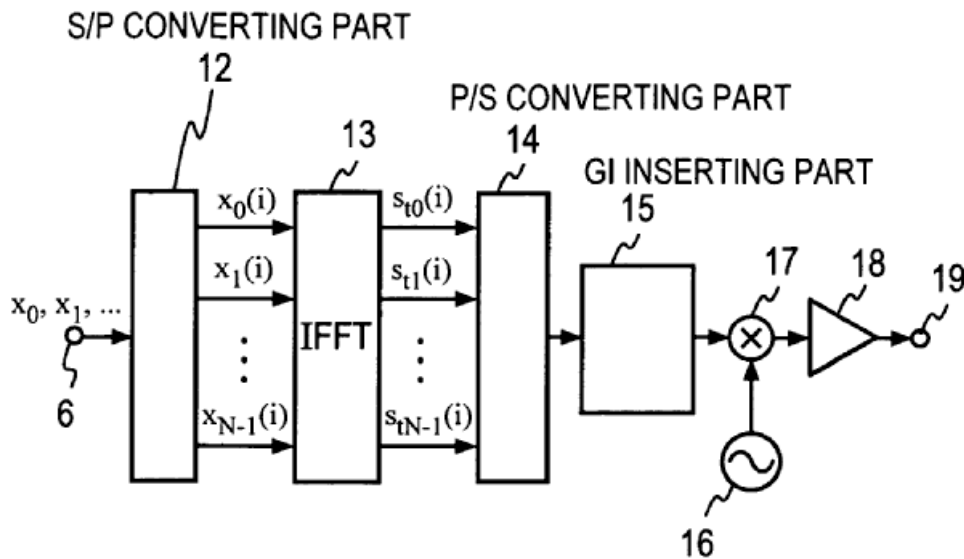
H04L 27/2626

{Arrangements specific to the transmitter only}

Definition statement

This place covers:

As depicted below, the features covered under this class extend from the serial to parallel conversion to the Guard Interval insertion and/or PAPR reduction block.



H04L 27/2627

{Modulators}

Definition statement

This place covers:

This part concerns the frequency domain to time domain conversion using either the classical Fourier transform, the filter bank approach or direct modulation of individual subcarriers.

H04L 27/2628

{Inverse Fourier transform modulators, e.g. inverse fast Fourier transform [IFFT] or inverse discrete Fourier transform [IDFT] modulators ([H04L 27/2634](#) takes precedence)}

References

Limiting references

This place does not cover:

Inverse Fourier transform modulators or inverse discrete Fourier transform modulators	H04L 27/2634
---	------------------------------

H04L 27/2631**{with polyphase implementation}****Definition statement***This place covers:*

Filter bank applications.

Synonyms and Keywords*In patent documents, the following abbreviations are often used:*

FMT	Filtered Multitone
-----	--------------------

H04L 27/2633**{using partial FFTs}****Definition statement***This place covers:*

Less subcarriers processed than the actual number of subcarriers to be transmitted.

H04L 27/2634**{Inverse fast Fourier transform [IFFT] or inverse discrete Fourier transform [IDFT] modulators in combination with other circuits for modulation}****References*****Informative references****Attention is drawn to the following places, which may be of interest for search:*

Modulation circuits in general (Amplitude modulation)	H04L 27/02
Frequency modulation	H04L 27/10
Phase modulation	H04L 27/18
Combined modulation, like QAM	H04L 27/32
DFT and FFT computation methods and devices in general	G06F 17/141

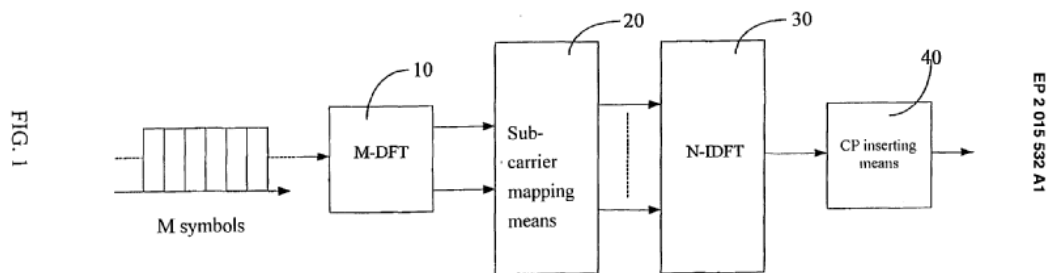
H04L 27/2636

{with FFT or DFT modulators, e.g. standard single-carrier frequency-division multiple access [SC-FDMA] transmitter or DFT spread orthogonal frequency division multiplexing [DFT-SOFDM]}

Definition statement

This place covers:

A DFT precoding of the symbols to be transmitted is performed prior to the IDFT. This gives good PAPR properties to the resulting signal.



Conventional SC-FDMA Transmitter

H04L 27/2637

{with direct modulation of individual subcarriers}

Definition statement

This place covers:

The frequency domain to time domain conversion is not performed using any inverse Fourier transform.

H04L 27/2639

{Modulators using other transforms, e.g. discrete cosine transforms, Orthogonal Time Frequency and Space [OTFS] or hermetic transforms}

References

Informative references

Attention is drawn to the following places, which may be of interest for search:

Details on Discrete Cosine Transform	G06F 17/147
--------------------------------------	-----------------------------

H04L 27/264

{Pulse-shaped multi-carrier, i.e. not using rectangular window}

Definition statement

This place covers:

Loss of orthogonality between the carriers due to the use of synthesis and analysis filter banks instead of the rectangular pulse of OFDM. Advantages: More freedom for the choice of pulses which can

be more confined in time and frequency. No guard interval needed. Often combined with the use of higher density of basis functions (twice if only orthogonality in real domain should be ensured) like OQAM scheme.

References

Informative references

Attention is drawn to the following places, which may be of interest for search:

Sounding signals for channel estimation	H04L 25/03834
---	-------------------------------

H04L 27/2642

{Wavelet transform modulators (wavelet-division [H04L 5/0008](#))}

Definition statement

This place covers:

Discrete Wavelet Multitone, Wavelet based multicarrier ...

References

Limiting references

This place does not cover:

Using Wavelet for dividing the transmission path	H04L 5/0008
--	-----------------------------

Informative references

Attention is drawn to the following places, which may be of interest for search:

Wavelet transforms per se	H04L 27/0004
---------------------------	------------------------------

H04L 27/2643

{using symbol repetition, e.g. time domain realization of distributed FDMA}

Definition statement

This place covers:

For the uplink of some standards.

H04L 27/2644

{with oversampling}

Definition statement

This place covers:

More than one sample per subcarrier. Oversampling OFDM.

References

Informative references

Attention is drawn to the following places, which may be of interest for search:

Filtered Multitone	H04L 27/264
--------------------	-----------------------------

H04L 27/2646

{using feedback from receiver for adjusting OFDM transmission parameters, e.g. transmission timing or guard interval length}

References

Informative references

Attention is drawn to the following places, which may be of interest for search:

Timing Advance	H04W 56/0005 , H04W 56/0045
----------------	--

H04L 27/2647

{Arrangements specific to the receiver only (equalisation [H04L 27/01](#))}

Definition statement

This place covers:

This is the mirror part to [H04L 27/2626](#).

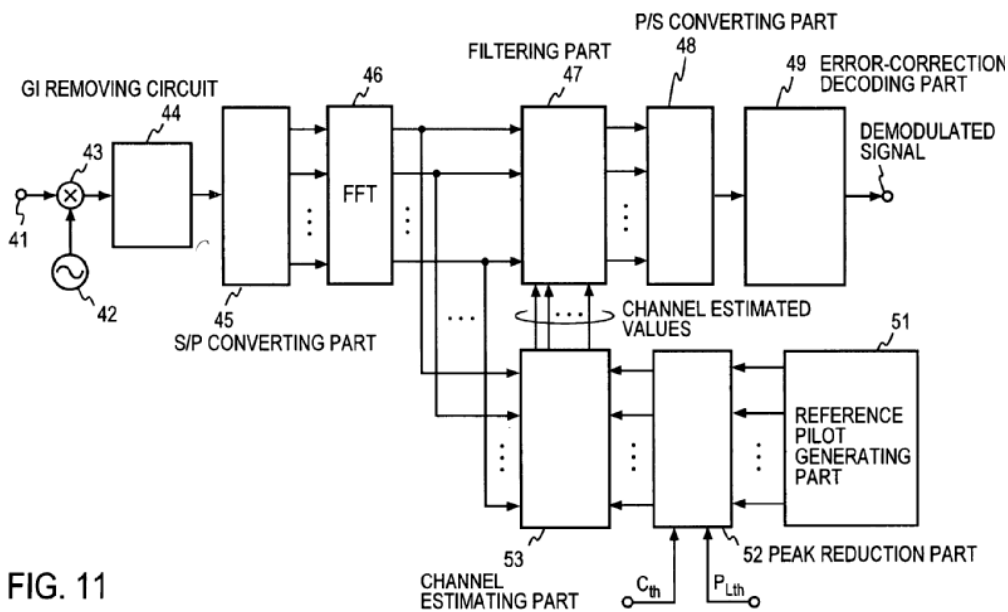


FIG. 11

From US2007153673

References

Limiting references

This place does not cover:

Equalisation	H04L 27/01
--------------	----------------------------

Informative references

Attention is drawn to the following places, which may be of interest for search:

Arrangements for removing intersymbol interference	H04L 25/03006
--	-------------------------------

H04L 27/2655

{Synchronisation arrangements}

Definition statement

This place covers:

The synchronisation of multicarrier signals received implies a three-step synchronisation: a symbol synchronisation, a frequency synchronisation and a frame synchronisation.

Reference Article: "Robust Frequency and Timing Synchronization for OFDM"; Timothy M. Schmidl and Donald C. Cox, Fellow, 1997, IEEE

Also linked to Primary Synchronisation Signal (PSSCH) and Secondary Synchronisation Signal (SSCH) in LTE.

References

Informative references

Attention is drawn to the following places, which may be of interest for search:

Synchronisation at the physical level not specific to multicarrier systems	H04L 7/00
Carrier Synchronisation not specific to multicarrier systems	H04L 27/0014
Determination of the cell ID (cell search)	H04J 11/0069
Synchronisation protocols at higher layers	H04W 56/00

H04L 27/2656

{Frame synchronisation, e.g. packet synchronisation, time division duplex [TDD] switching point detection or subframe synchronisation}

Definition statement

This place covers:

Frame synchronisation is generally achieved by time domain correlation using a repetition preamble. Technique is similar as that for achieving symbol synchronisation.

References

Informative references

Attention is drawn to the following places, which may be of interest for search:

Preamble design	H04L 27/2613
Symbol synchronisation	H04L 27/2662

H04L 27/2657

{Carrier synchronisation}

Definition statement

This place covers:

Carrier Synchronisation in OFDM systems often consists in a first round for identifying an offset corresponding to an integer number of subcarrier spacings (coarse synchronisation), and a second round identifying the fractional subcarrier spacing offset (i.e. less than a subcarrier spacing).

Special rules of classification

In [H04L 27/2657](#), only the cases not decomposing the synchronisation in these coarse and fine steps should be classified. Otherwise the subgroups [H04L 27/2659](#) and [H04L 27/266](#) should be used.

Synonyms and Keywords

In patent documents the following expressions "frequency offset", "frequency shift", "frequency drift", "frequency error", "frequency correction", "carrier recovery" are often used in relation with this subgroup.

H04L 27/2659

{Coarse or integer frequency offset determination and synchronisation}

Definition statement

This place covers:

An integer subcarrier spacing frequency offset causes at the receiver a shift of the subcarriers in the frequency domain.

Coarse frequency offset determination is often performed in the frequency domain: It consists in identifying the amount of subcarrier shifts by correlating the received signal after FFT with a reference signal.

H04L 27/266

{Fine or fractional frequency offset determination and synchronisation}

Definition statement

This place covers:

A fractional subcarrier spacing offset causes at the receiver an attenuation of each subcarrier symbol in the frequency domain.

Usually this fractional offset is identified by autocorrelating the received preamble in the time domain.

H04L 27/2662

{Symbol synchronisation}

Definition statement

This place covers:

The same distinction between coarse and fine synchronisation as for the frequency synchronisation applies.

The symbol boundaries replace the carrier spacing: While the coarse symbol synchronisation will align the received symbol stream with a reference time, the fine symbol synchronisation mainly consists of synchronisation within the symbol boundaries (i.e. including the Guard Interval) and the best positioning of the FFT window within these boundaries.

Special rules of classification

As for frequency synchronisation, this class [H04L 27/2662](#) should only be allocated to cases not decomposing the synchronisation in these coarse and fine steps. Otherwise the subgroups [H04L 27/2663](#) and [H04L 27/2665](#) should be used.

H04L 27/2663

{Coarse synchronisation, e.g. by correlation}

Definition statement

This place covers:

Generally coarse symbol synchronisation is achieved by autocorrelation in the time domain of the preamble sequence.

H04L 27/2665

{Fine synchronisation, e.g. by positioning the FFT window}

Definition statement

This place covers:

A FFT window of length corresponding to the useful symbol part must be positioned within the wider part including the Guard Interval. The ideal FFT location minimizes Inter Symbol Interference (ISI) and ensures the highest desired signal energy captured.

H04L 27/2666

{Acquisition of further OFDM parameters, e.g. bandwidth, subcarrier spacing, or guard interval length}

Definition statement

This place covers:

In some systems using OFDM, transmission parameters like the Guard Interval length, the carrier spacing and/or bandwidth are variable or unknown to the receiver and thus have to be determined at the receiver (without any control channel). This class covers the different algorithms and methods to determine these parameters at the receiver.

References

Limiting references

This place does not cover:

Allocation of subcarriers	H04L 5/003 , H04W 72/04
---------------------------	---

H04L 27/2668

{Details of algorithms}

Definition statement

This place covers:

This class has been foreseen as a complementary class to the synchronisation classes above. It aims at further describing the synchronisation algorithm performed. Multiple classes may be allocated to describe the algorithm as precisely as possible.

H04L 27/2669

{characterised by the domain of operation}

Definition statement

This place covers:

This first subclass concerns the domain (time or frequency) in which the algorithm takes place. For mixed domain (files where parts of the algorithm takes place in time domain and other parts in frequency domain), this class [H04L 27/2669](#) should be allocated.

H04L 27/2671

{Time domain}

Definition statement

This place covers:

The main algorithm of the invention has its essential steps performed in time domain.

H04L 27/2672

{Frequency domain}

Definition statement

This place covers:

The main algorithm of the invention has its essential steps performed in frequency domain.

H04L 27/2673

{characterised by synchronisation parameters}

Definition statement

This place covers:

This subclass should be allocated to describe which part of the received signal is used for achieving synchronisation: This can be known symbols (a preamble or pilot symbols), or it can be blind by using

Definition statement

only unknown symbols (the decision of these symbols or their cyclic extension, or the presence of a repetition pattern).

H04L 27/2675

{Pilot or known symbols}

References

Informative references

Attention is drawn to the following places, which may be of interest for search:

Allocation of pilot signals	H04L 5/0048
Structure of pilot symbols	H04L 27/2613
Cell search in orthogonal multiplex systems	H04J 11/0069

Special rules of classification

Classification here should take place when the synchronisation algorithm of the document uses known symbols and their location at the receiver to achieve synchronisation. The value of these symbols is known.

H04L 27/2676

{Blind, i.e. without using known symbols}

Definition statement

This place covers:

In this case, the algorithm does not use any known symbols (the value of these symbols and their location is not known in advance).

H04L 27/2678

{using cyclostationarities, e.g. cyclic prefix or postfix}

Definition statement

This place covers:

The Guard Interval structure (when the Guard Interval consists of a cyclic repetition of the useful symbol part, see [H04L 27/2607](#)) or any other cyclostationarity of the received signal is used for achieving synchronisation.

The use of a repetition pattern (where instead of a preamble, a data symbol is sent twice, and the receiver uses only the location and the fact that repetition occurred) is considered as being blind and belongs to this class since it uses a kind of cyclostationarity in the received signal.

H04L 27/2679

{Decision-aided}

Definition statement

This place covers:

The algorithm has a feedback loop where decision on received symbols are used to achieve synchronisation.

H04L 27/2681**{characterised by constraints}****Definition statement***This place covers:*

The constraints given to the algorithm or in other words, the advantage of the algorithm versus conventional algorithms.

H04L 27/2682**{Precision}****Definition statement***This place covers:*

The algorithm of the document achieves a better precision (in time or frequency) than conventional algorithms.

H04L 27/2684**{Complexity}****Definition statement***This place covers:*

The algorithm of the document has a lesser complexity than conventional algorithms.

H04L 27/2685**{Speed of convergence}****Definition statement***This place covers:*

The algorithm of the document reaches synchronisation more quickly than conventional algorithms.

H04L 27/2686**{Range of frequencies or delays tested}****Definition statement***This place covers:*

The algorithm of the document has a wider range of frequencies or delays tested than conventional algorithms.

H04L 27/2688**{Resistance to perturbation, e.g. noise, interference or fading}****Definition statement***This place covers:*

The algorithm of the document is more resistant to such perturbations or errors than conventional algorithms.

H04L 27/2689

{Link with other circuits, i.e. special connections between synchronisation arrangements and other circuits for achieving synchronisation}

Definition statement

This place covers:

This particular subgroup applies when a synergistic effect is present between the synchronisation arrangement and any other circuit in the course of the synchronisation process (example: Locating the FFT window is often associated with particular peak tracking arrangements for channel estimation).

H04L 27/2691

{involving interference determination or cancellation}

Definition statement

This place covers:

For the cases where the synchronisation process interacts non-obviously with an interference estimation/cancellation circuit.

Interference aspects are covered in many other classes:

References

Informative references

Attention is drawn to the following places, which may be of interest for search:

Inter Symbol Interference removed in Equalizers	H04L 25/03006
Interference in receivers	H04B 1/10
Further interference aspects at the receiver (EMI)	H04B 15/00
Interference due to the multiplexing of users (inter-users, inter-cell, adjacent channel)	H04J 11/0023

H04L 27/2692

{with preamble design, i.e. with negotiation of the synchronisation sequence with transmitter or sequence linked to the algorithm used at the receiver}

Definition statement

This place covers:

The preamble sent by transmitter is constructed or negotiated in the light of the synchronisation process/algorithm used at the receiver.

H04L 27/2695

{with channel estimation, e.g. determination of delay spread, derivative or peak tracking (channel estimation [H04L 25/0202](#))}

Definition statement

This place covers:

As mentioned in the example above, the synchronisation process may interact with a particular channel estimation/tracking method.

References

Limiting references

This place does not cover:

Channel estimation per se	H04L 25/0202
---------------------------	------------------------------

Informative references

Attention is drawn to the following places, which may be of interest for search:

Measuring or estimating channel quality parameters	H04B 17/309
--	-----------------------------

H04L 27/2697

{in combination with other modulation techniques}

Definition statement

This place covers:

This subclass like [H04L 27/2634](#) above covers interaction between the OFDM multiplexing and other circuit components.

H04L 27/2698

{double density OFDM/OQAM system, e.g. OFDM/OQAM-IOTA system}

Definition statement

This place covers:

OFDM/OQAM generally has a real value modulated on each subcarrier and does not necessitate any Guard Interval to be inserted between contiguous symbols. It generally necessitates well localized (in time as well as in frequency domain) pulse shaping function.

H04L 41/00

Arrangements for maintenance, administration or management of data switching networks, e.g. of packet switching networks

Definition statement

This place covers:

Arrangements for the operation, administration, maintenance, provisioning [OAMP] or troubleshooting [OAMPT] of heterogeneous data packet networks, e.g. IP, Ethernet, Next Generation Network or Home Networks, using proprietary or standardised network management architectures (e.g. SDN,

Definition statement

NFV) or protocols (e.g. TMN, SNMP, OMA-DM), irrespective of the physical transport medium, the type of service carried or the type of virtualisation (e.g. VNFs, cloud).

Relationships with other classification places

Aspects related to the management of the fulfilment of an agreement between two different parties (usually not within the same network/domain), typically known as Service Level Agreement [SLA], are classified in group [H04L 41/50](#).

Aspects related to the monitoring of the performance of network communications are classified in main group [H04L 43/00](#) (e.g. monitoring of QoS parameters).

Aspects related to the testing of a network or a network element are classified in group [H04L 43/50](#).

Aspects relating to specific functions of data storage and retrieval, e.g. in a database, are classified in main group [G06F 16/00](#).

References

Informative references

Attention is drawn to the following places, which may be of interest for search:

Arrangements for detecting or preventing errors in the information received	H04L 1/00
Network security protocols	H04L 9/40
Charging arrangements in data switching networks	H04L 12/14
Operation and Maintenance of homogeneous ATM networks	H04L 2012/5625
Arrangements for monitoring or testing data switching networks	H04L 43/00
Network architectures or network communication protocols for network security	H04L 63/00
Protocols specially adapted for proprietary or special-purpose networking environments involving control of end-device applications over a network	H04L 67/125
Information retrieval; Database structures therefor; File system structures therefor	G06F 16/00
Arrangements for supervision, monitoring or testing for automatic or semi-automatic exchanges	H04M 3/22
Interconnection arrangements between voice switching centres; Network operation, administration, maintenance or provisioning	H04M 7/0081
Arrangements providing connection between exchanges	H04Q 3/0016
Selecting arrangements for multiplex systems using optical techniques	H04Q 11/0001
Supervisory, monitoring or testing arrangements for wireless communication networks	H04W 24/00
Network traffic or resource management for wireless communication networks	H04W 28/00

Glossary of terms

In this place, the following terms or expressions are used with the meaning indicated:

Administration	Keeping track of resources in the network and how they are assigned. It includes all the "housekeeping" that is necessary to keep the network under control.
----------------	--

Agent	A software module that performs management functions requested by a manager.
Maintenance	Performing repairs and upgrades—for example, when equipment must be replaced, when a router needs a patch for an operating system image, when a new switch is added to a network. Maintenance also involves corrective and preventive measures to make the managed network run "better", such as adjusting device configuration parameters.
Network element	Manageable logical entity uniting one or more physical devices which are networked. Network elements usually have management agents responsible for interfacing with the network manager. They can be any type of device, including, but not limited to: nodes, routers, switches, bridges, hubs, network interface controller [NIC] hosts, gateways, servers, modem, IP telephones, IP video cameras, data-centres, computer hosts and printers. A network element can also comprise virtual components and can be partially or completely virtualised.
Network function, NF; Virtual NF, VNF; Physical NF, PNF	Functional blocks within a network infrastructure with external interfaces which can be implemented as a virtual network function, VNF or a physical network function, PNF.
Network management, NM	Methods, systems, procedures, and tools that pertain to the operation, administration, maintenance, provisioning, analysis and troubleshooting of networked systems.
Network management functions	Functions that are performed as part of network management including fault management, configuration, accounting, performance, security management [FCAPS]. For virtualised network functions in networked systems NM functions comprise management and orchestration functions for these virtualised network functions.
Network management system, Orchestrator	Entity that acts in a network manager role for performing network management functions.
Operation	Keeping the network up and running smoothly.
Provisioning	Configuring resources in the network to support a given service. For example, this might include setting up the network so that a new customer can receive the requested service.
Quality of service	Quality measurement or description of the performance of a service, the quality measurement relating to specific network parameters of the network packets related to the service which describe the treatment experienced by the packets while passing through the network, e.g. packet loss, bit errors, bit rate, throughput, goodput, delay, availability or jitter.
Service level agreement	Part of a service contract where the level of service between a service provider and a service user is formally defined.
Troubleshooting	Maintenance carried out as a result of fault or failure determination, and may result in emergency workarounds until a permanent fix can be carried out.

Synonyms and Keywords

In patent documents, the following abbreviations are often used:

MANO	Management and orchestration
------	------------------------------

MIB	Management information base
NM	Network management
NE	Network element
NFV	Network function virtualisation
NMS	Network management system
OA&M, OAM	Operation, administration and management
OAM&P, OAMP	Operation, administration, management and provisioning
OSS	Operations support systems
PNF	Physical network function
QoS	Quality of service
SDN	Software defined networks
SLA	Service level agreement
SNMP	Simple network management protocol
SOAP	Simple object access protocol
TMN	Telecommunications management network
VNF	Virtualised (virtual) network function

In patent documents, the word/expression in the first column is often used instead of the word/expression in the second column, which is used in the classification scheme of this place:

Configured to	Adapted to or suitable for defining functional features of structural elements.
Managed device or managed node	Network element [NE]
Managed object	An abstract representation of network resources of the network element that is managed
Management	Controlling, commanding or operating
Network manager	Network Management System

H04L 41/02

Standardisation; Integration

Definition statement

This place covers:

Use of standards NM protocols, standards architecture, arrangement and representation instrumental for a integrated management

Special rules of classification

This group covers a hierarchy of different miscellaneous aspects focusing on integration and standardisation. Classification is preferably made in the appropriate subdivision below.

H04L 41/0213

Standardised network management protocols, e.g. simple network management protocol [SNMP]

Definition statement

This place covers:

Aspects related to modification or specific use of standards NM protocols. Additional examples are TR-069, OMA-DM.

Special rules of classification

If the type of standardized protocol is merely cited as general information the group is not to be allocated. Not conventional management protocol, like web-based, web service are classified under [H04L 41/0246](#).

H04L 41/022

Multivendor or multi-standard integration

Definition statement

This place covers:

Managing network equipments from different vendors following different communication protocols and standards technologies;

Integration products capable of communicating with different managed nodes in their own protocol and capable of representing a unified network view to the network managers.

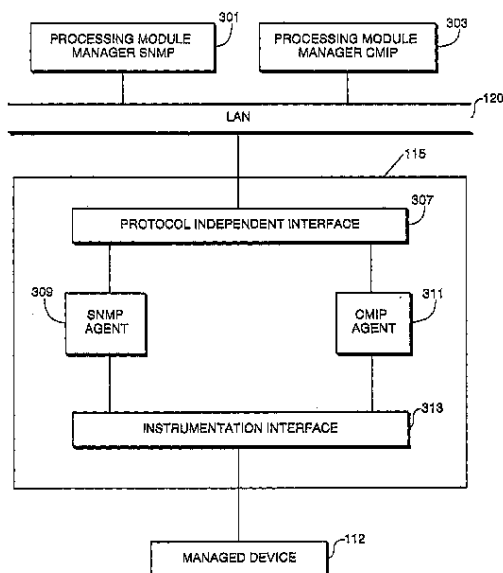


FIG. 3

H04L 41/0226

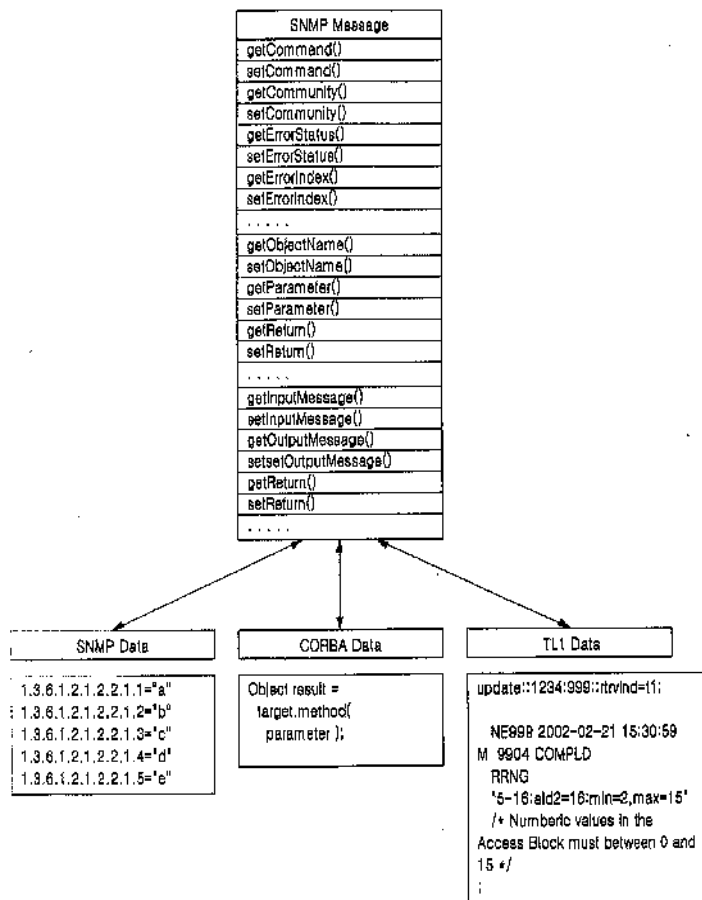
Mapping or translating multiple network management protocols

Definition statement

This place covers:

Using different NM protocols, conversion of NM commands and reports from one NM protocol (e.g. CMIP) into another protocol (e.g. SNMP), mapping between different version of the same NM protocols (SNMP v2 and v3);

FIG. 1C



H04L 41/0233

Object-oriented techniques, for representation of network management data, e.g. common object request broker architecture [CORBA]

Definition statement

This place covers:

Using object oriented techniques (e.g. CORBA) for representation of NM data. Processing managed entities as Objects.

Special rules of classification

This class is to be allocated for OO-Techniques other than or beyond the typical use of objects in, e.g., SNMP (e.g. MIB's objects or OMA) which can be considered in the class [H04L 41/0213](#).

H04L 41/024

{using relational databases for representation of network management data, e.g. managing via structured query language [SQL]}

Definition statement

This place covers:

Use of networks being modelled by a (1:1) image in a relational database, e.g. management is done by issuing respective (SQL) commands.

References

Informative references

Attention is drawn to the following places, which may be of interest for search:

Information retrieval in structured data stores	G06F 16/20
---	----------------------------

H04L 41/0246

Exchanging or transporting network management information using the Internet; Embedding network management web servers in network elements; Web-services-based protocols

Relationships with other classification places

This group relates to aspects where the Internet or web applications and protocols are used for management, and it does not for conventional management protocol, like SNMP.

Aspects of Internet or web applications and protocols in general which are not instrumental to network management functions should be classified in [H04L 67/00](#), in particular [H04L 67/02](#).

The specific management functions should also be classified in the other appropriate [H04L 41/00](#) subgroups, e.g. configuration in [H04L 41/08](#), fault management in [H04L 41/06](#).

References

Informative references

Attention is drawn to the following places, which may be of interest for search:

Conversion of network management protocols	H04L 41/0226
Web-based network application protocols in general	H04L 67/02
Web-based network application protocols for remote control of end-devices or monitoring of remote application data	H04L 67/025
Proprietary application protocols for remote control of end-devices in special networking environments	H04L 67/125
Retrieval from the Internet	G06F 16/95

H04L 41/0253

using browsers or web-pages for accessing management information

Definition statement

This place covers:

Aspects relating to accessing the management information by browsing web pages focusing on the communication capabilities.

References

Informative references

Attention is drawn to the following places, which may be of interest for search:

Generic visualisation aspects of Graphical User Interface (GUI) for management	H04L 41/22
--	----------------------------

H04L 41/026

using e-messaging for transporting management information, e.g. email, instant messaging or chat

Definition statement

This place covers:

Aspects relating to embedding management objects or management commands or management data by using applications like email, chat.

H04L 41/0266

using meta-data, objects or commands for formatting management information, e.g. using eXtensible markup language [XML]

Definition statement

This place covers:

Aspects relating to use of Internet language data, e.g. html, xml, for formatting management information, e.g. web services data.

H04L 41/0273

using web services for network management, e.g. simple object access protocol [SOAP]

Definition statement

This place covers:

Aspects relating to use of SOAP, or other protocols for enveloping/encapsulation of management data.

H04L 41/028

{for synchronisation between service call and response}

Definition statement

This place covers:

Aspects relating to timing between the client and server communication (request, response) for monitoring or exchanging management data.

aspects related to push or pull or polling or event-based transmission of management data.

H04L 41/0286

{for search or classification or discovery of web services providing management functionalities}

Definition statement

This place covers:

Finding a list of available services, e.g. by using UDDI;

aspects related to how the service is to be accessed, e.g. by using WSDL

References

Informative references

Attention is drawn to the following places, which may be of interest for search:

Network applications and protocols for service discovery	H04L 67/51
--	----------------------------

H04L 41/0293

{for accessing web services by means of a binding identification of the management service or element}

Definition statement

This place covers:

Aspects relating to address resolver (e.g. URL) or path identification for accessing web resources.

Aspects related to physical or logical identification of management client/server.

Relationships with other classification places

Aspects of naming and addressing in general is covered by [H04L 61/00](#)

H04L 41/04

Network management architectures or arrangements

Definition statement

This place covers:

Aspects on how the NMS is structurally organised;

Aspects on how the NMS is connected for retrieving the management information.

References

Informative references

Attention is drawn to the following places, which may be of interest for search:

Architecture of monitoring probes	H04L 43/12
-----------------------------------	----------------------------

H04L 41/042

comprising distributed management centres cooperatively managing the network

Definition statement

This place covers:

Multiple NM centers or NM units communicating with each other and managing the network together and all managers being on the same hierarchical level - peer to peer relation.

Synchronisation and coordination among different managers.

Examples: EP1624615, EP2053780

Special rules of classification

The different multivendor network managers under the group [H04L 41/022](#) do not necessarily cooperate with each other but they operate independently.

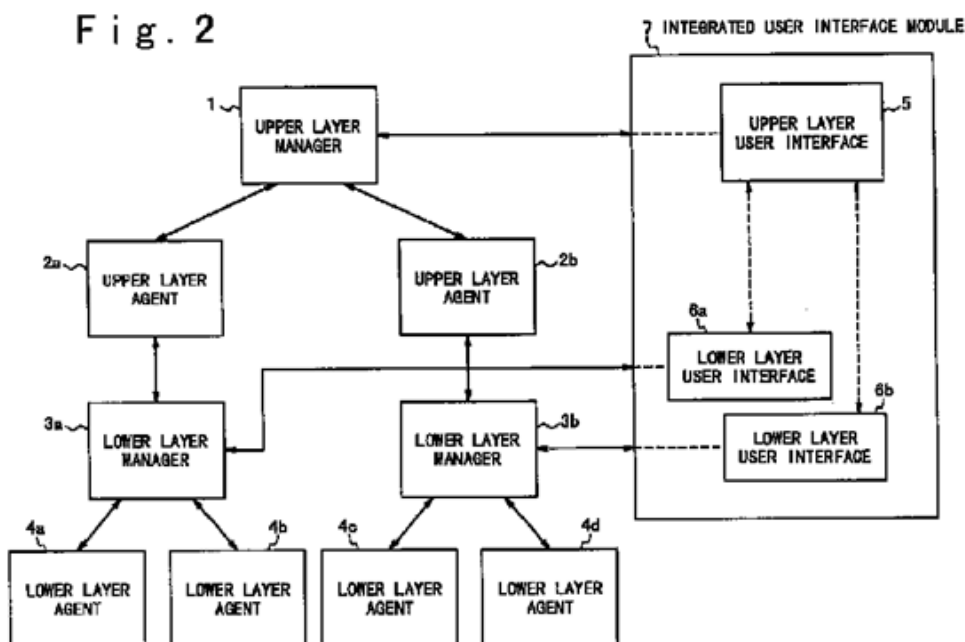
H04L 41/044

comprising hierarchical management structures

Definition statement

This place covers:

Hierarchical structures like main manager > medium (mid - level -) managers > sub-managers.



H04L 41/045

comprising client-server management architectures

Definition statement

This place covers:

Aspects related to the specific type of NM architecture comprising client and server type of relationship, i.e. one central server and one or multiple clients connected to the server, wherein the management network provides the client-server architecture (architecture of the managed network is irrelevant).

References

Informative references

Attention is drawn to the following places, which may be of interest for search:

Standardised network management protocols, e.g. simple network management protocol [SNMP]	H04L 41/0213
Protocols for client-server architectures	H04L 67/01

H04L 41/046

comprising network management agents or mobile agents therefor

Definition statement

This place covers:

Usage of NM agents. Management agents are usually implemented in the managed network nodes themselves or reside "close" to the managed nodes in the network. They usually support the standard NM protocols or provide a mapping functionality between the nodes' proprietary and the managers standardized protocol (e.g. proxy).

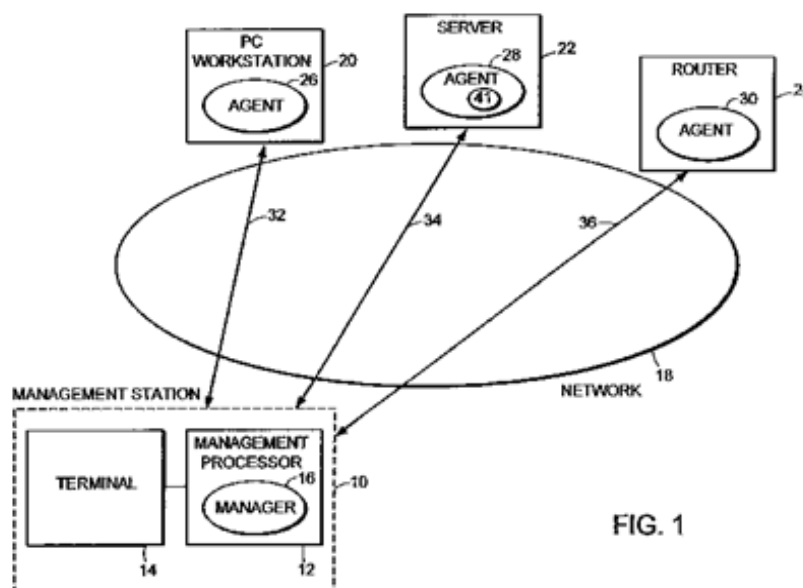


FIG. 1

Special rules of classification

This symbol is to be allocated for use and features of Agents other than or beyond the typical use already done in, e.g., SNMP standardised protocols, which can be considered in the group [H04L 41/0213](#).

H04L 41/048

{mobile agents}

Definition statement

This place covers:

Agent which are able to move from one place to another, e.g. from a NMS to a managed element.

H04L 41/052

using standardised network management architectures, e.g. telecommunication management network [TMN] or unified network management architecture [UNMA]

Definition statement

This place covers:

Aspects related to the specific type of standard NM architecture used.

H04L 41/06

Management of faults, events, alarms or notifications

Definition statement

This place covers:

Aspects related to the generation, processing of notifications, error messages, managements messages originated from the network instrumental to determine the network behaviour.

Relationships with other classification places

Aspects related to active monitoring of the status or availability of the network elements which are triggered by a NMS or a monitoring system are classified under the [H04L 43/00](#) subgroups.

Fault tolerance in computer systems is classified under [G06F 11/00](#). In general, if restoration of faults is performed without a NMS but rather with the involvement of the end nodes (CPUs in multiprocessor systems, Personal Computers in computer networks, or Operating System or applications running on the end nodes) then classification should be done in the [G06F 11/00](#) groups, as indicated below:

Responding to the occurrence of a fault, e.g. fault tolerance	G06F 11/07
Error or fault processing without redundancy, i.e. by taking additional measures to deal with the error/fault	G06F 11/0703
Error detection or correction of the data by redundancy in operation	G06F 11/14
Error detection or correction of the data by redundancy in hardware	G06F 11/16

References

Informative references

Attention is drawn to the following places, which may be of interest for search:

Alarm or failure messages notified by the user, customer (trouble ticket); Alarm or messages triggered by the user, handling of user's trouble tickets	H04L 41/5074
Active monitoring the status or the connection of network elements	H04L 43/10 , H04L 43/0811 , H04L 43/0817
Tracking events generated by the networked application user's	H04L 67/535
Fault management in exchanges' connections	H04Q 3/0075

Glossary of terms

In this place, the following terms or expressions are used with the meaning indicated:

Error	A deviation of a system from normal operation.
Fault or failure	Lasting error or warning condition.
Event	Something that happens which may be of interest. A fault, a change in status, crossing a threshold, or an external input to the system, for example.
Notification	Unsolicited transmission of management information from network managed entity to network manager.
Trap	Asynchronous notification from managed device (or agent thereof) to NMS
Alarm or alert	Indication of the occurrence of a fault.
faulty entity	a network element or a sub-part thereof in charge of communication functionalities, e.g. NIC.

H04L 41/0604

using filtering, e.g. reduction of information by using priority, element types, position or time

Definition statement

This place covers:

Reduction of the notifications' number. Often the network manager is overwhelmed with floods of alarms in complex networks. Filters can be set to only show these events the network managers considers "relevant" at a given time representing a subset.

Aspects related to classification, suppression, grouping of notifications

References

Informative references

Attention is drawn to the following places, which may be of interest for search:

Filtering or reduction of monitored data packets	H04L 43/02
Error or fault reporting or logging, in computer systems	G06F 11/0766

H04L 41/0609

{based on severity or priority}

Definition statement

This place covers:

Aspects relating to discriminate among messages which are less or more relevant or urgent.

H04L 41/0613

{based on the type or category of the network elements}

Definition statement

This place covers:

Aspects relating to discriminate among messages which are originated by different kind of devices (e.g. routers instead of switches).

H04L 41/0618

{based on the physical or logical position}

Definition statement

This place covers:

Filtering/reducing based on topological/geographical information of the network elements.

H04L 41/0622

{based on time}

Definition statement

This place covers:

Filtering/reducing depending on the time the messages were generated.

H04L 41/0627

{by acting on the notification or alarm source}

Definition statement

This place covers:

Aspects related to interventions on the notifications source for stopping or limiting the sending of messages.

H04L 41/0631

using root cause analysis; using analysis of correlation between notifications, alarms or events based on decision criteria, e.g. hierarchy, tree or time analysis

Definition statement

This place covers:

Correlating notifications or messages for identifying the relevant information pointing to the same problem.

Determination of the root of a problem in general;

References

Informative references

Attention is drawn to the following places, which may be of interest for search:

Identification of network element affecting the current service quality	H04L 43/091
Error or fault localisation, by collation, in computer systems	G06F 11/0703

H04L 41/0645

{by additionally acting on or stimulating the network after receiving notifications}

Definition statement

This place covers:

Use of additional signalling for locating the root of a problem.

H04L 41/0654

using network fault recovery (ring fault isolation or reconfiguration in loop networks without recovery actions by a network management system [H04L 12/437](#))

Definition statement

This place covers:

Recovery from network faults with the involvement of a NMS.

Aspects relating to the management signalling for re-establishing the communication functionalities of elements.

Automatically "repairing" broken links, nodes, routes by a NMS when the network is up.

Relationships with other classification places

Redundancy within network elements, for example routers with redundant CPUs or interconnections, is classified under [G06F 11/00](#). Where the [G06F 11/00](#) groups refer to "interconnections", they are meant to be physical media and are of point-to-point type or of bus type.

References

Limiting references

This place does not cover:

Ring fault isolation or reconfiguration	H04L 12/437
---	-----------------------------

Informative references

Attention is drawn to the following places, which may be of interest for search:

Selection of a alternate/backup route	H04L 45/22
Route fault recovery	H04L 45/28
Techniques for recovering from a failure of a protocol instance or entity	H04L 69/40
Error or fault handling in computer systems	G06F 11/0793

H04L 41/0659

by isolating or reconfiguring faulty entities

Definition statement

This place covers:

Removing or switching off a faulty entity without replacement.

Command or instructions for dynamically by-passing the faulty entity toward other paths, possibly by informing the neighbouring nodes.

References

Informative references

Attention is drawn to the following places, which may be of interest for search:

Reconfiguration of paths in computing systems	G06F 11/1423
Active fault-masking in computer systems, where interconnections are redundant	G06F 11/2002

H04L 41/0661

{by reconfiguring faulty entities}

Definition statement

This place covers:

Re-booting/re-starting (possibly after a waiting time), re-initialise, re-setting or re-configuring (by changing parameters) in order to repair the faulty entity and re-connect it to the network.

References

Informative references

Attention is drawn to the following places, which may be of interest for search:

Re-configuration in response to network events	H04L 41/0816
Bootstrapping procedure in computers	G06F 9/4401

Error or fault handling in computer systems	G06F 11/0793
Faults occurring during boot-up procedure in computer systems	G06F 11/1417

H04L 41/0663

Performing the actions predefined by failover planning, e.g. switching to standby network elements

Definition statement

This place covers:

Offline failover planning, command and instructions from the NMS to re-direct to a different path previously calculated.

H04L 41/0668

by dynamic selection of recovery network elements, e.g. replacement by the most appropriate element after failure

Definition statement

This place covers:

Replacement by the best or redundant element in terms of similar capabilities/functionalities, not just replacement of the path.

References

Informative references

Attention is drawn to the following places, which may be of interest for search:

Active fault-masking in computer systems, where processors are redundant	G06F 11/202
--	-----------------------------

H04L 41/0677

Localisation of faults

Definition statement

This place covers:

Determining or detection of a fault with particularly emphasis on the physical or logical position of the problem with or without event correlation.

Relationships with other classification places

Aspects related to the active monitoring of the status of network elements is under [H04L 43/00](#), specifically [H04L 43/0817](#). However, if the monitoring activity gives rise to a the determination of a failure's position then the group [H04L 41/0677](#) is also to be allocated.

References

Informative references

Attention is drawn to the following places, which may be of interest for search:

Error or fault detection or monitoring in computer systems	G06F 11/0751
--	------------------------------

H04L 41/0681

Configuration of triggering conditions

Definition statement

This place covers:

Aspects relating to the setting of events, fault, alarm or trap conditions or threshold, metrics, which give rise to a error message, definition of a fault.

Aspects relating to when an alert is to be generated.

References

Informative references

Attention is drawn to the following places, which may be of interest for search:

Threshold monitoring	H04L 43/16
----------------------	----------------------------

H04L 41/0686

Additional information in the notification, e.g. enhancement of specific meta-data

Definition statement

This place covers:

Notification data-model.

Added-value aspects of the content of the notifications, like position, time, failure type, etc..

Adding information to the notifications, description of the notifications' attributes.

H04L 41/069

using logs of notifications; Post-processing of notifications

Definition statement

This place covers:

Using of libraries, database or data structure parameters for saving alarms, notifications or events.

Off-line extraction or post-processing for statistics purposes or graphical representation

Examples: WO2013023837

References

Informative references

Attention is drawn to the following places, which may be of interest for search:

Error or fault reporting or logging in computer systems	G06F 11/0766
---	------------------------------

H04L 41/0695

the faulty arrangement being the maintenance, administration or management system

Definition statement

This place covers:

Actions when the manager itself fails;

H04L 41/08

Configuration management of networks or network elements (address allocation [H04L 61/50](#))

Definition statement

This place covers:

Aspects relating to dynamic or off-line functionality to perform operations that will provide physical and logical parameters settings to/from network or network elements.

Determination and storing of configuration information.

References

Limiting references

This place does not cover:

Address allocation	H04L 61/50
--------------------	----------------------------

Informative references

Attention is drawn to the following places, which may be of interest for search:

Proprietary application protocols for remote control of end-devices in special networking environments	H04L 67/125
Configuration management in the context of software development	G06F 8/71
Configuration of software in general	G06F 9/44505
Automatic configuration in wireless networks	H04W 24/02

H04L 41/0803

Configuration setting

Definition statement

This place covers:

Aspects relating to assign configurations;

References

Informative references

Attention is drawn to the following places, which may be of interest for search:

Provisioning or reconfiguring application services over wireless networks	H04W 4/00
---	---------------------------

automatic configuration in wireless networks	H04W 24/02
--	----------------------------

H04L 41/0806

for initial configuration or provisioning, e.g. plug-and-play

References

Informative references

Attention is drawn to the following places, which may be of interest for search:

Configuration of networked applications configuration parameters	H04L 67/34
Configuration management in the context of software development	G06F 8/71
Configuration of software in general	G06F 9/44505

H04L 41/0809

{Plug-and-play configuration}

Definition statement

This place covers:

Aspects relating to configuration as soon as an element is being connected.

The network element having already configuration parameters ready.

References

Informative references

Attention is drawn to the following places, which may be of interest for search:

Software configuration of peripheral devices	G06F 9/4411
electrical coupling for live connection to bus	G06F 13/4081

H04L 41/082

the condition being updates or upgrades of network functionality

References

Informative references

Attention is drawn to the following places, which may be of interest for search:

topology update or discovery for routing purposes	H04L 45/02
---	----------------------------

H04L 41/0823

characterised by the purposes of a change of settings, e.g. optimising configuration for enhancing reliability (for optimising operational conditions of wireless networks [H04W 24/02](#))

Definition statement

This place covers:

Aspects focusing on the aim of the configuration settings, for improving certain conditions, e.g. reliability or reducing downtime.

References

Limiting references

This place does not cover:

Optimising operational conditions of wireless networks	H04W 24/02
--	----------------------------

H04L 41/0826

for reduction of network costs ([H04L 41/0833](#) takes precedence)

Definition statement

This place covers:

Configuration aiming at reducing the number or use or maintenance of network components, devices, links, functionalities or the cost associated to a function of the network or the path.

References

Limiting references

This place does not cover:

For reduction of network energy consumption	H04L 41/0833
---	------------------------------

H04L 41/085

Retrieval of network configuration; Tracking network configuration history

Definition statement

This place covers:

Aspects relating to reading or auditing configuration information of network elements;

Special rules of classification

This group covers a hierarchy of different miscellaneous aspects focusing on retrieving configuration data. Classification is preferably made in the appropriate subdivision below.

H04L 41/0856

{by backing up or archiving configuration information}

References

Informative references

Attention is drawn to the following places, which may be of interest for search:

Details of backing up or restoring data	G06F 11/1446
---	------------------------------

H04L 41/0863

{by rolling back to previous configuration versions}

References

Informative references

Attention is drawn to the following places, which may be of interest for search:

Details of restoration of backup data	G06F 11/1415
---------------------------------------	------------------------------

H04L 41/0866

Checking the configuration

Definition statement

This place covers:

Aspects relating to validation, comparison of configuration's data.

H04L 41/0876

{Aspects of the degree of configuration automation}

Special rules of classification

This group covers a hierarchy of different miscellaneous aspects focusing on how automatic the configuration is carried out. Classification is preferably made in the appropriate subdivision below.

These groups are usually to be allocated in combination with the other groups of [H04L 41/08](#).

H04L 41/0893

Assignment of logical groups to network elements

Definition statement

This place covers:

Aspects related to the logical clustering of network elements, e.g. grouping according to configuration parameters or network element functionality.

H04L 41/0894

Policy-based network configuration management

Definition statement

This place covers:

Aspects related to the definition and/or use of policies and/or rules for the processing of network element configuration data.

Aspects related to network management functionalities within Policy and Charging Control, e.g. 3GPP policy architecture (PCRF, PCEF, SPR).

References

Informative references

Attention is drawn to the following places, which may be of interest for search:

Policy and charging Control architecture for metering, charging or billing	H04L 12/1407
Network security policies	H04L 63/20

H04L 41/0895

Configuration of virtualised networks or elements, e.g. virtualised network function or OpenFlow elements

Definition statement

This place covers:

Aspects covering specifically operations defined for configuration management when the network or network elements are virtualised.

Special rules of classification

As far as configuration of the virtualised networks or network elements involves relevant aspects covered by subgroups [H04L 41/0803](#) - [H04L 41/0894](#), these aspects are additionally classified under the relevant subgroups, e.g. operations defined for the activation or instantiation of virtualised entities such as VNFs or Service Chains of VNFs are classified with [H04L 41/0895](#) and [H04L 41/0806](#).

H04L 41/0896

Bandwidth or capacity management, i.e. automatically increasing or decreasing capacities (flow or congestion control using dynamic resource allocation, e.g. in-call renegotiation, [H04L 47/76](#))

Definition statement

This place covers:

Involvement of a manager for configuring elements in order to cope with the bandwidth request.

References

Limiting references

This place does not cover:

Flow or congestion control using dynamic resource allocation, e.g. in-call renegotiation	H04L 47/76
--	----------------------------

H04L 41/0897

by horizontal or vertical scaling of resources, or by migrating entities, e.g. virtual resources or entities

Definition statement

This place covers:

Aspects dealing with the scaling by instantiating additional or removing virtualised entities or by adapting the capacity of the virtualised entities, e.g. runtime optimisation of network slices or VNFs or VMs.

Aspects dealing with the migration of virtualised entities in a virtualised environment in order to ensure the consistent transfer of information and connections.

Aspects of the orchestrator, cloud manager, SDN controller or virtual network manager entities performing these scaling and migration operations.

References

Informative references

Attention is drawn to the following places, which may be of interest for search:

Hypervisor specific management aspects	G06F 9/45558
Virtual machine migration in general	G06F 9/4856

H04L 41/12

Discovery or management of network topologies

Definition statement

This place covers:

- Determination, retrieval or use of network topology (also based on routing table information) for network management purposes (e.g. Fault localisation, network analysis, configuration, graphical representation, mapping...) Both a link or network layer.
- Discovery of links, network elements and adjacencies within a network;
- Aspects relating to topology change after migration;
- Planning of the appropriate topology.

References

Informative references

Attention is drawn to the following places, which may be of interest for search:

Monitor simple connectivity of an element	H04L 43/0811
Topology update for routing purposes	H04L 45/02

Details of backing up or restoring data	G06F 11/1446
Topology discovery in wireless networks for routing purposes	H04W 40/24

H04L 41/122

of virtualised topologies, e.g. software-defined networks [SDN] or network function virtualisation [NFV]

Definition statement

This place covers:

Arrangements and functions wherein the appropriate topology for the virtualised network is determined and established, e.g. based on requirements such as the ones derived from "multi-tenant sites", "multi-sites" and customers' requirements.

Aspects related to the mapping of virtual or logical elements to physical elements, the virtualised network topology comprising hierarchies or layers of network elements and aspects of the distribution of controllers and forwarding entities in the network.

References

Informative references

Attention is drawn to the following places, which may be of interest for search:

Arrangements for network security, VPNs	H04L 9/40 , H04L 63/0272
Local partitioning of resources	G06F 9/5077

H04L 41/14

Network analysis or design

Definition statement

This place covers:

Aspects related to the analysis or the plan of a network.

References

Informative references

Attention is drawn to the following places, which may be of interest for search:

Network monitoring	H04L 43/00
--------------------	----------------------------

Special rules of classification

This group covers miscellaneous aspects focusing on the analysis of the network.

Classification is preferably made in the appropriate subdivision below.

The sub-groups do not simple relate to monitoring of packets [H04L 43/00](#) but more advanced analysis, analysis of management messages, aggregation of information in different part of the network, analysis of the network as a whole.

If the analysis is only "punctual" (single link, single path, specific elements) monitoring [H04L 43/00](#) is to be considered.

H04L 41/142

using statistical or mathematical methods

Definition statement

This place covers:

Evaluation of monitored data applying advanced statistical methods and tests going beyond basic counting and averaging of frames, errors. Detecting anomalies, The analysis can be based on input from real data, when the network is or was operative.

Aspects of traffic modelling, e.g. Poisson, Markov, self-similar.

References

Informative references

Attention is drawn to the following places, which may be of interest for search:

Generation of artificial traffic for testing	H04L 43/50
--	----------------------------

H04L 41/145

{involving simulating, designing, planning or modelling of a network}

Definition statement

This place covers:

Network design tools (e.g. with integrated simulation and design testing).

Modelling or abstraction of the network for behaviour simulation.

References

Informative references

Attention is drawn to the following places, which may be of interest for search:

Modelling of isolated elements of the network, auditing	H04L 41/0233 , H04L 41/085
Network topology's graph or modelling	H04L 41/12
Network design in exchanges connections	H04Q 3/0079
Radio cell planning	H04W 16/00

H04L 41/147

for predicting network behaviour

Definition statement

This place covers:

The outcome of the network's analysis are instrumental for determining the future behaviour of the network, e.g. bandwidth forecast.

References

Informative references

Attention is drawn to the following places, which may be of interest for search:

Modelling of isolated elements of the network, auditing	H04L 41/0233 , H04L 41/085
Fault management	H04L 41/06
Radio cell planning	H04W 16/00

H04L 41/149

for prediction of maintenance

Definition statement

This place covers:

Aspects related to the prediction of the maintenance needs due to the future forecast behaviour of network or network elements.

References

Informative references

Attention is drawn to the following places, which may be of interest for search:

Fault management	H04L 41/06
------------------	----------------------------

H04L 41/16

using machine learning or artificial intelligence

Definition statement

This place covers:

Applying artificial intelligence methods (expert systems, rule based systems, genetic algorithms) in NM.

H04L 41/18

Delegation of network management function, e.g. customer network management [CNM]

Definition statement

This place covers:

Giving the customer (limited) access to NM functions.

H04L 41/20

{Network management software packages}

Definition statement

This place covers:

Particular aspects (e.g., customization, programmability or configuration) of NM software tools like HP Openview, Netview 6000, with GUIs (Graphical User Interfaces) capable of managing large and complex data networks.

H04L 41/22

comprising specially adapted graphical user interfaces [GUI]

Definition statement

This place covers:

Using a GUI to represent the architecture of the network.

Which/how the management information are displayed.

References

Informative references

Attention is drawn to the following places, which may be of interest for search:

Using a browser for accessing management information	H04L 41/0253
Graphical visualization of monitored data	H04L 43/045

Special rules of classification

In group [H04L 41/22](#), the focus is on the graphical representation of the managed network, elements, objects, whereby [H04L 41/0253](#) relates to the access to web-based management content via a browser. Graphical/visualization aspects of web browsers are therefore classified under [H04L 41/22](#).

H04L 41/24

{using dedicated network management hardware}

Definition statement

This place covers:

(Portable) hardware equipment for managing (e.g. configuring, logging management data, etc.) a device at a time.

Craft terminals used by fields technicians.

Built-in NM hardware.

H04L 41/26

{using dedicated tools for LAN [Local Area Network] management}

Definition statement

This place covers:

Usually NM tools operating at MAC level.

Examples: US2010281106, US2009113046

H04L 41/28

Restricting access to network management systems or functions, e.g. using authorisation function to access network configuration

Definition statement

This place covers:

Only security related to the NM system.

Aspects relating to keeping the manager and the management data secure.

Restricting access control to the NMS, encryption of management data.

References

Informative references

Attention is drawn to the following places, which may be of interest for search:

Cryptography for secret or secure communication	H04L 9/00
Protocols or architecture for network security	H04L 63/00
Protecting computers or computer systems against unauthorised activity	G06F 21/00
Wireless network security	H04W 12/00

H04L 41/30

{Decision processes by autonomous network management units using voting and bidding}

Definition statement

This place covers:

Process for electing a unit as a master.

Bidding and electing units based on best QoS level.

H04L 41/32

{Specific management aspects for broadband networks}

Definition statement

This place covers:

NM for traditional broadband digital cross-connect switches supporting user's communication, now being replaced by ATM or DSL-based infrastructure.

H04L 41/34

Signalling channels for network management communication

Definition statement

This place covers:

Aspects of how network administration and management data are transferred, e.g. details of the transport procedure or details of transfer schemes for in-band transport of management data over the same physical and logical infrastructure as the user plane data traffic.

Data signalling between network management entities.

Aspects related to the use of network management tunnels between network devices, e.g. protocols for enveloping/encapsulation of management data.

References

Informative references

Attention is drawn to the following places, which may be of interest for search:

Conversion of network management protocols	H04L 41/0226
Exchanging or transporting network management information using Internet; Embedding network management web servers in network elements; Web-services-based protocols	H04L 41/0246
Web-based network application protocols in general	H04L 67/02
Web-based network application protocols for remote control of end-devices or monitoring of remote application data	H04L 67/025
Proprietary application protocols for remote control of end-devices in special networking environments	H04L 67/125

H04L 41/342

between virtual entities, e.g. orchestrators, SDN or NFV entities

Definition statement

This place covers:

Actions and arrangements involving the communication between virtual network management entities, e.g. NFV-MANO orchestrator, cloud managers, VNFM, VIM, VMs, VNFs.

Actions and arrangements involving communication between a plurality of SDN controllers or communication between a network management entity and orchestrator(s)/controller(s). The communication including signalling between SDN controllers for indicating forwarding information on reachability at one or more layers for network management purposes.

Actions and arrangements involving the communication between an SDN controller and one or a plurality of forwarding entity/entities for network management.

References

Informative references

Attention is drawn to the following places, which may be of interest for search:

Management of faults, events, alarms or notifications	H04L 41/06
Configuration management	H04L 41/08
Policy based network configuration management	H04L 41/0894
Ensuring SLA	H04L 41/5019
Monitoring or testing data switching networks	H04L 43/00
Updating the topology between route computation elements	H04L 45/036
Using an overlay routing layer	H04L 45/64

H04L 41/344

Out-of-band transfers

Definition statement

This place covers:

Definition or use of an out-of-band management signalling layer.

Aspects concerning management data transfer via outband or out-of-band (OOB) channel, e.g. wherein OOB signalling is channeled via dedicated NEs which are independent and physically distinct from those in the data network.

Aspects wherein NMS manages NEs even if an inband service channel fails by using a secondary transmission channel dedicated for the transport of network management information.

References

Informative references

Attention is drawn to the following places, which may be of interest for search:

Using different networks or paths for security, e.g. using out of band channels	H04L 63/18
---	----------------------------

H04L 41/40

using virtualisation of network functions or resources, e.g. SDN or NFV entities

Definition statement

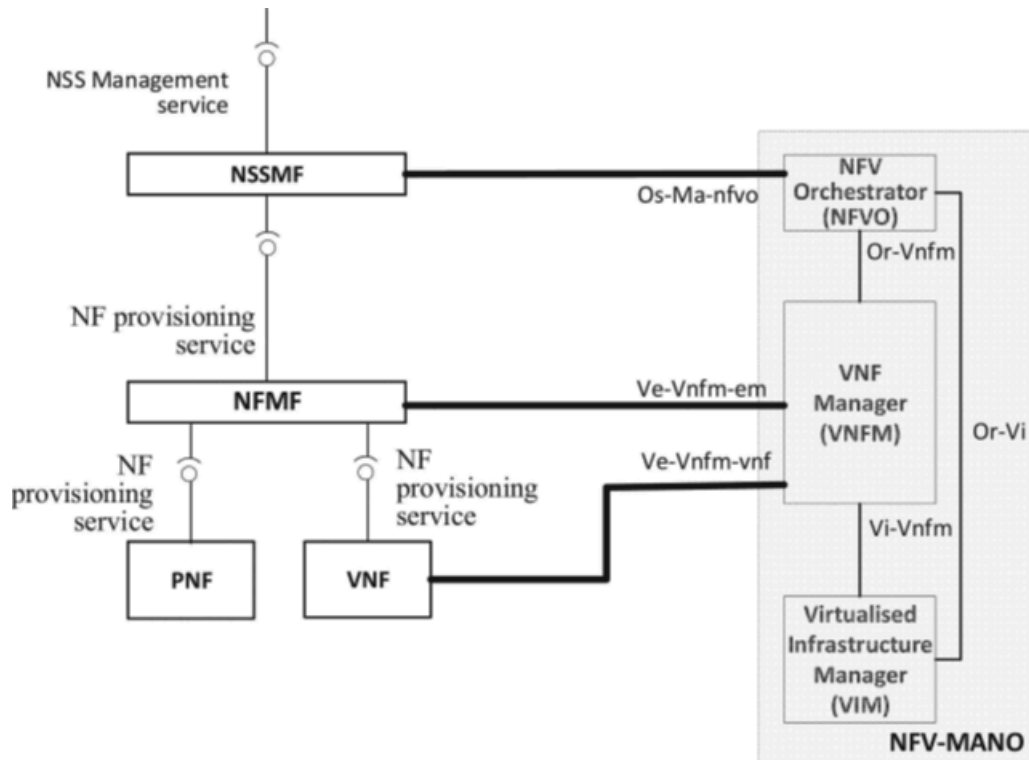
This place covers:

Aspects covering specific management or orchestration operations to explicitly specify them as being associated to network function virtualisation or resources virtualisation, e.g. virtualisation aspects in fault management.

Aspects covering logical centralisation of network intelligence and state, e.g. virtualisation of network resources as most relevant features such as those defined in Software Defined Network and ETSI

Definition statement

NFV Network Function Virtualisation, e.g. NFV Management and Orchestration (NFV-MANO) or 3GPP Network Slice Subnet Management Function (NSSMF) as shown in the figure below.



References

Informative references

Attention is drawn to the following places, which may be of interest for search:

Arrangements for monitoring or testing data switching networks	H04L 43/00
Routing or path finding of packets in data switching networks	H04L 45/00
Traffic control in data switching networks	H04L 47/00
Packet switching elements	H04L 49/00
Network arrangements or protocols for supporting network services or applications	H04L 67/00
Optical switching	H04Q 11/0001

Special rules of classification

As far as network management using virtualisation of networks or network elements involves relevant aspects covered by [H04L 41/00](#) subgroups which are not exclusively defined for virtualised entities, these aspects are additionally classified under the relevant subgroups. For instance, root cause analysis in a virtualised network is classified in groups [H04L 41/0631](#) and [H04L 41/40](#)

H04L 41/50

Network service management, e.g. ensuring proper service fulfilment according to agreements

Definition statement

This place covers:

aspects relating to Service level management between parties for service deployment, assurance and review over heterogeneous packet-switched data networks (e.g. IP, Ethernet, ...) irrespective of the physical transport medium and the type of service carried and the type of virtualisation (e.g. cloud).

Glossary of terms

In this place, the following terms or expressions are used with the meaning indicated:

Service Level Management	provides for continual identification, monitoring and review of the levels of IT services specified in the Service Level Agreements (SLAs). Service Level Management ensures that arrangements are in place with internal IT Support-Providers and external suppliers in the form of Operational Level Agreements (OLAs) and Underpinning Contracts (UCs), respectively.
Service Level Management functions	ensuring that the agreed IT services are delivered when and where they are supposed to be; liaising with Availability Management, Capacity Management, Incident Management and Problem Management to ensure that the required levels and quality of service are achieved within the resources agreed producing and maintaining a Service Catalogue (a list of standard IT service options and agreements made available to customers) ensuring that appropriate IT Service Continuity plans exist to support the business and its continuity requirements.
Service Level Agreement, SLA	service level agreement is a part of a service contract where the level of service is formally defined.
Quality of Service, QoS	quality measure relating to specific network parameters of traffic packets (bit rate, delays, packet loss...) which describe the treatment experienced by the packets while passing through the network .
SLA vs QoS	In order to meet the SLA requirements specific internal QoS management processes are to be implemented. SLA is namely directed to an 'aggregation' of (end-to-end) QoS parameters rather than to specific internal network metrics or is directed to QoS related to a customer (QoE).
Quality of Experience, QoE	a subjective measure of a customer's experiences with a service.

Synonyms and Keywords

In patent documents, the following words/expressions are often used with the meaning indicated:

"QoS"	of "Service Level performance" (e.g. AU2008201028, paragraph 8)
-------	---

H04L 41/5003

Managing SLA; Interaction between SLA and QoS

Definition statement

This place covers:

General aspects relating to the description of the terms or properties of the SLA.

Aspects relating to mapping/converting SLA requirements into QoS parameters.

Illustrative example of subject matter (ITU-T Rec. E.860) classified in this group.

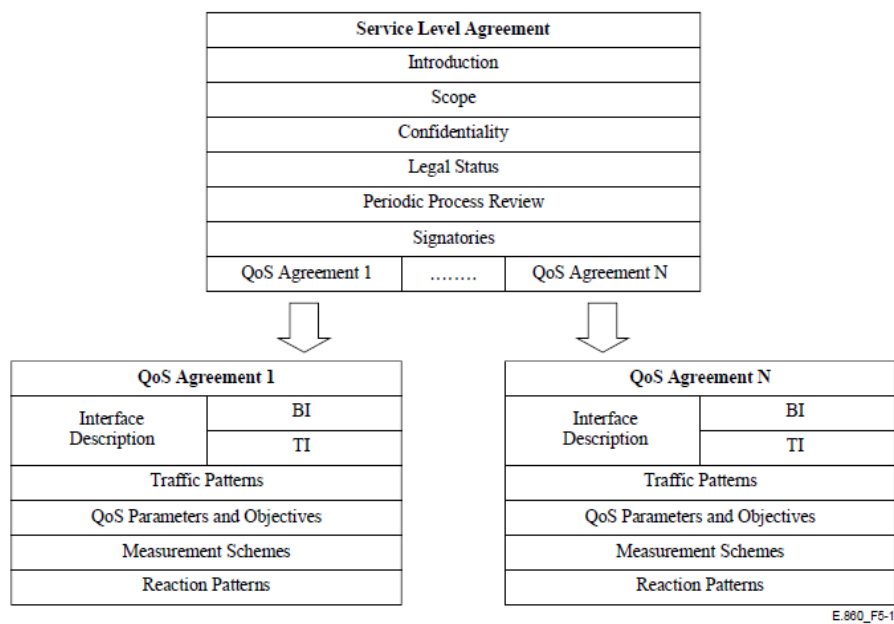


Figure 5-1/E.860 – Generic structure of a Service Level Agreement

H04L 41/5006

Creating or negotiating SLA contracts, guarantees or penalties

References

Informative references

Attention is drawn to the following places, which may be of interest for search:

SLA negotiation in wireless networks	H04W 28/24
--------------------------------------	----------------------------

H04L 41/5009

Determining service level performance parameters or violations of service level contracts, e.g. violations of agreed response time or mean time between failures [MTBF]

Definition statement

This place covers:

Aspects relating to the benchmarking for specific services.

Aspects relating to mean time to failure (mttf), mean time to recover (mttr).

Aspects relating to the overall performance of a network, e.g. Delay, reliability based on aggregation of qos parameters.

Measuring specific key performance indicators (kpi).

References

Informative references

Attention is drawn to the following places, which may be of interest for search:

Monitoring performance metrics on a simple network level	H04L 43/08
--	----------------------------

H04L 41/5019

Ensuring fulfilment of SLA

References

Informative references

Attention is drawn to the following places, which may be of interest for search:

flow or congestion control at network level	H04L 47/10
---	----------------------------

H04L 41/5025

by proactively reacting to service quality change, e.g. by reconfiguration after service quality degradation or upgrade

References

Informative references

Attention is drawn to the following places, which may be of interest for search:

Network faults recovery	H04L 41/0654
Changing configuration due to adaption	H04L 41/0813

H04L 41/5029

{Service quality level-based billing, e.g. dependent on measured service level customer is charged more or less}

References

Informative references

Attention is drawn to the following places, which may be of interest for search:

General charging or billing for transport of data packets	H04L 12/14
---	----------------------------

H04L 41/5032

{Generating service level reports}

Definition statement

This place covers:

Generating a report based on data showing the performance levels for individual customers or individual services

H04L 41/5054

Automatic deployment of services triggered by the service manager, e.g. service implementation by automatic configuration of network components

References

Informative references

Attention is drawn to the following places, which may be of interest for search:

Initializing Configuration, i.e. provisioning of network or devices	H04L 41/0806
---	------------------------------

H04L 41/5058

{Service discovery by the service manager}

Definition statement

This place covers:

Identifying service elements or services and dependencies among the elements and services of a network

References

Informative references

Attention is drawn to the following places, which may be of interest for search:

Determining the actual topology of a network	H04L 41/12
Topology discovery in routers	H04L 45/02
Arrangements for service discovery, e.g. Service Location Protocol (SLP)	H04L 67/51

H04L 41/5061

characterised by the interaction between service providers and their network customers, e.g. customer relationship management

Definition statement

This place covers:

Order and problem handling, informing end-user of service situation.

H04L 41/5064

{Customer relationship management}

Definition statement

This place covers:

- Handling of customer data, contracts, customer history
- Monitoring and recording customer interactions with the provider
- Data mining techniques for customer's data processing

References

Informative references

Attention is drawn to the following places, which may be of interest for search:

Arrangements involving Customer Network Management, i.e. giving the customer access to network management functions	H04L 41/18
---	----------------------------

H04L 41/5067

Customer-centric QoS measurements

Definition statement

This place covers:

Aspects relating to the quality or satisfaction as perceived by the customer/user, Quality of Experience (QoE).

Aspects relating to reports provided by the customer about the service quality.

H04L 41/507

Filtering out customers affected by service problems

Definition statement

This place covers:

Identifying customers affected by service problems as network element failures, network congestion or service degradation.

H04L 41/5074

Handling of user complaints or trouble tickets

Definition statement

This place covers:

Aspects relating to the generation of error messages, notifications, issues, incident originated by a customer or a customer's terminal to be treated by the Service Provider.

References

Informative references

Attention is drawn to the following places, which may be of interest for search:

Alarm messages (automatically) triggered by faulty network elements	H04L 41/0677
---	------------------------------

H04L 41/5077

{wherein the managed service relates to simple transport services, i.e. providing only network infrastructure}

Definition statement

This place covers:

Aspects wherein access or connectivity to the network itself is the service, e.g. offering VLAN.

H04L 41/508

{based on type of value added network service under agreement}

Special rules of classification

The [H04L 41/508](#) groups should be allocated only in combination with at least one of the groups from [H04L 41/50](#) - [H04L 41/5074](#) and only if essential for the characterisation of the service management aspects.

H04L 41/5083

{wherein the managed service relates to web hosting}

References

Informative references

Attention is drawn to the following places, which may be of interest for search:

Web-based network application protocols	H04L 67/02
Web site content organisation and management	G06F 16/958
Video-hosting	H04N 21/2743

H04L 41/5087

{wherein the managed service relates to voice services (management of VoIP services [H04M 7/0081](#))}

References

Limiting references

This place does not cover:

Management of VoIP services	H04M 7/0081
-----------------------------	-----------------------------

Informative references

Attention is drawn to the following places, which may be of interest for search:

Protocols for real-time multimedia communications	H04L 65/00
Management of telephonic communication services	H04M 3/22

H04L 41/509

{wherein the managed service relates to media content delivery, e.g. audio, video or TV}

References**Informative references**

Attention is drawn to the following places, which may be of interest for search:

Protocols for real-time multimedia communications	H04L 65/00
Interactive television or video on demand [VOD]	H04N 21/00

H04L 41/5093

{wherein the managed service relates to messaging or chat services}

References**Informative references**

Attention is drawn to the following places, which may be of interest for search:

Conducting a computer conference	H04L 12/1822
Messaging, e.g. e-mail or instant messaging in packet-switching networks	H04L 51/00

H04L 41/5096

{wherein the managed service relates to distributed or central networked applications}

References**Informative references**

Attention is drawn to the following places, which may be of interest for search:

Management of file systems	G06F 16/10
Management of structured data stores	G06F 16/20

H04L 43/00

Arrangements for monitoring or testing data switching networks

Definition statement

This place covers:

Network monitoring or telemetry or testing of heterogeneous data packet networks, such as IP, Ethernet, Next Generation Network or Home Networks, irrespective of the physical transport medium, the type of service carried or the type/grade of virtualisation (e.g. SDN, NFV).

Relationships with other classification places

Traffic and packet monitoring techniques in main group [H04L 43/00](#) are irrespective of the use which is done of the result and focuses on the monitoring techniques as such, not on the application which may be of different nature.

The group [H04L 43/50](#) focuses on the testing platform, routine, apparatus and configuration.

Aspects related to the generation or insertion of specific type of packets (e.g. ICMP, ping, traceroute) are classified in group [H04L 43/10](#) whereas (test) traffic injection of data according to a pattern and characterisation is classified in group [H04L 43/50](#).

References

Informative references

Attention is drawn to the following places, which may be of interest for search:

Network service management, e.g. ensuring proper service fulfilment according to agreements	H04L 41/50
Filtering policies for separating internal from external traffic for security	H04L 63/0227
Monitoring for detecting or protecting against malicious traffic	H04L 63/1408
Protocols specially adapted for monitoring users' activity	H04L 67/1396
Monitoring of computing systems	G06F 11/30
Recording or statistical evaluation of computer activity	G06F 11/34
Monitoring users, programs or devices to maintain the integrity of platforms, e.g. of processors, firmware or operating systems	G06F 21/50
Supervisory, monitoring or testing arrangements for wireless communication networks	H04W 24/00

Glossary of terms

In this place, the following terms or expressions are used with the meaning indicated:

Active monitoring	Observing the network by actively, adding, marking or injecting data into the network to provide monitoring results with very limited or negligible impact on the monitored network or traffic.
Monitoring	Monitoring comprising passive and active monitoring.
Passive monitoring	Observing the network by measuring passing traffic or setting counters, probes or analysers at different points in the network without impacting the network traffic, e.g. traffic mirroring to a sniffer.

Quality of service	Quality measurement or description of the performance of a service, the quality measurement relating to specific network parameters of the network packets related to the service which describe the treatment experienced by the packets while passing through the network, e.g. packet loss, bit errors, bit rate, throughput, goodput, delay, availability or jitter.
Testing	Observing the network by adding or injecting data into the network to provide test results with considerable impact on the network or traffic.

Synonyms and Keywords

In patent documents, the following abbreviations are often used:

NFV	Network function virtualisation
QoS	Quality of service
SDN	Software defined networks

In patent documents, the following words/expressions are often used with the meaning indicated:

"testing"	"monitoring" or "active monitoring".
-----------	--------------------------------------

H04L 43/02

Capturing of monitoring data

Definition statement

This place covers:

Aspects relating to the selection of specific type/group of packets

H04L 43/022

by sampling

Definition statement

This place covers:

Aspects relating to the storing of selection of packets being which is a representative subset of packets.

H04L 43/024

by adaptive sampling

Definition statement

This place covers:

Dynamically adjusting the sampling rate according to specific criteria, e.g. traffic burstiness, packet rate, statistics.

H04L 43/026

using flow identification

Definition statement

This place covers:

Aggregating captured packet data into flows, a flow being defined as a unidirectional sequence of packets all sharing same network parameters mainly based on header information.

Monitoring flow, wherein the flow is usually characterised by a n-tuple of network parameters, e.g. Source/destination address, port number, protocol number (e.g. letf ipfix, netflow)

Monitoring, identify or classify the flow on different osi-layers.

H04L 43/028

by filtering

Definition statement

This place covers:

Reduction of monitored data by applying filters to extract specific type of packets or part of packets;

Deep packet inspection (e.g. Bpf, libpcap) including payload analysis.

Using hashing, masking for extracting and storing packets or part of packets.

References

Informative references

Attention is drawn to the following places, which may be of interest for search:

Alarm or event filtering	H04L 41/0604
Filtering policy for separating internal from external traffic for security	H04L 63/0227

H04L 43/04

Processing captured monitoring data, e.g. for logfile generation

Definition statement

This place covers:

Aspects focusing on aggregation and post-processing (including exporting, transmitting) of the monitored data, post-correlation.

Storing or logging of (part of) monitored packets.

Creation of specific data structure of the monitored packets.

H04L 43/045

for graphical visualisation of monitoring data

Definition statement

This place covers:

Displaying, showing of the monitoring data/result in graphs, x-y axis, drawings.

References

Informative references

Attention is drawn to the following places, which may be of interest for search:

Use of a GUI as a tool for monitoring or managing a network	H04L 41/22
Display of network or application conditions affecting the applications	H04L 67/75
Visual indication of the functioning of a computing machine	G06F 11/32

H04L 43/06

Generation of reports

Definition statement

This place covers:

Aspects focusing on accumulation of data extracted from packet flows for reporting or for simple statistics purposes.

H04L 43/062

related to network traffic

Definition statement

This place covers:

Reporting the overall traffic on a Tap-Point in the network.

H04L 43/065

related to network devices

Definition statement

This place covers:

Reporting traffic characteristics for a specific device or network node.

References

Informative references

Attention is drawn to the following places, which may be of interest for search:

Reporting of sensed information of home appliances managing a network	H04L 12/2803
---	------------------------------

H04L 43/067

using time frame reporting

Definition statement

This place covers:

Formatting traffic reports with respect to certain time intervals, e.g. per second, minute, hour, day or week, or configurable timeframes

H04L 43/08

Monitoring or testing based on specific metrics, e.g. QoS, energy consumption or environmental parameters

Definition statement

This place covers:

Aspect of monitoring of packets on a network (link/node) level including QoS parameters;

Aspect of monitoring of network elements' parameters (temperature, power consumption, etc.) via network protocols.

References

Informative references

Attention is drawn to the following places, which may be of interest for search:

Measuring performance on a service level	H04L 41/5009
--	------------------------------

H04L 43/0811

by checking connectivity

Definition statement

This place covers:

Monitoring whether a link is active or a device is connected

Checking or verifying both physical and logical connectivity, e.g., by using connectivity/continuity check messages;

Use of techniques at layer 2 or 3 of the OSI-stack.

References

Informative references

Attention is drawn to the following places, which may be of interest for search:

Topology's determination	H04L 41/12
--------------------------	----------------------------

H04L 43/0817

by checking functioning

Definition statement

This place covers:

Monitoring the status of the connected device for whether the device is working properly, monitoring network element resource metrics like memory utilization or printer utilization.

References

Informative references

Attention is drawn to the following places, which may be of interest for search:

Monitoring appliance functionality of home appliances	H04L 12/2803
Monitoring the activity of the application user	H04L 67/535

H04L 43/0823

Errors, e.g. transmission errors

References

Informative references

Attention is drawn to the following places, which may be of interest for search:

Management of events, faults or alarms	H04L 41/06
--	----------------------------

H04L 43/0829

Packet loss

Definition statement

This place covers:

Monitoring of transmission data loss for all upper layers (Layers 2, 3 and above), as e.g. packet/frame/PDU loss, is classified in groups [H04L 43/0829/low](#). A loss is often recognized via expiration of a timer (timeout) and can be caused by full buffer, overloading, discarding.

H04L 43/0847

{Transmission error}

Definition statement

This place covers:

Monitoring of transmission errors include all layer independent errors which can be recognized after reception of any transmitted data as bit errors (as e.g. CRC/checksum errors), packet errors (as e.g. duplicate packet errors, packets received after close errors), framing errors (frames too long/short), alignment errors, framing checksum (FCS) errors, bad header errors, carrier sense errors, packet collisions, late collision errors, excessive collision errors, backward errors, duplicate message acknowledgements (ACKs), out of order packet errors.

H04L 43/0852

Delays

Definition statement

This place covers:

Different type of packet delays (transition time), also due to node or stack processing, buffering.

Special rules of classification

This class and the groups refer to delays irrespective of the use that is done of the delay information. For example the use of delay information for synchronizing time/clock is to be classified in [H04J 3/0635](#).

H04L 43/0876

Network utilisation, e.g. volume of load or congestion level

Definition statement

This place covers:

Aspects relating to the number of packets.

H04L 43/0882

Utilisation of link capacity

Definition statement

This place covers:

Level of congestion, i.e. percentage or absolute value of link capacity available or used.

H04L 43/0888

Throughput

Definition statement

This place covers:

Observing the time required to get a certain amount of bits across a link or path, thus the ratio of bits per time unit.

H04L 43/0894

Packet rate

Definition statement

This place covers:

Monitoring bandwidth or packet data rate used by a traffic stream.

H04L 43/091

Measuring contribution of individual network components to actual service level

Definition statement

This place covers:

Aspects related to identification of network entities such as nodes, links, applications, that contribute to or are responsible for actual Service Level performance, such as service failure or service quality degradation, wherein the network entities provide the service for which a Service Level Agreement exists.

Aspects related to measuring the contribution of network entities to the actual Service Level.

Relationships with other classification places

Aspects of Service Level Management between parties for Service Level Agreement definition, Service Level assurance or Service deployment are covered by [H04L 41/50](#) and its subgroups.

References

Informative references

Attention is drawn to the following places, which may be of interest for search:

Management of faults, events, alarms or notifications using root cause analysis; Using analysis of correlation between notifications, alarms or events based on decision criteria, e.g. hierarchy, tree or time analysis	H04L 41/0631
Network service management, e.g. ensuring proper service fulfilment according to agreements	H04L 41/50

H04L 43/10

Active monitoring, e.g. heartbeat, ping or trace-route

Definition statement

This place covers:

Aspects related to the use of specific (standardised / well-known) 'smart' packets (ICMP, ping, probe packets, etc.) in the monitored network which stimulates a certain reaction from the monitored network.

References

Informative references

Attention is drawn to the following places, which may be of interest for search:

Injection or characterization of test traffic	H04L 43/50
---	----------------------------

H04L 43/106

using time related information in packets, e.g. by adding timestamps

Definition statement

This place covers:

Inserting time-related information to the exchanged packets.

H04L 43/12

Network monitoring probes

Definition statement

This place covers:

Aspects specifically related to passive devices, e.g. meters, capturing data units (packets, cells, frames) transiting the monitored communications network;

Distribution, architecture, topology of the monitoring devices like sniffers, taps;

Internal architecture of a probe (buffer, processor).

References

Informative references

Attention is drawn to the following places, which may be of interest for search:

Protocol analyser	H04L 43/18
-------------------	----------------------------

H04L 43/14

{using software, i.e. software packages (network security related monitoring [H04L 63/1408](#))}

References

Limiting references

This place does not cover:

monitoring for network security	H04L 63/1408
---------------------------------	------------------------------

H04L 43/16

Threshold monitoring

Definition statement

This place covers:

Monitoring if observed parameters or metrics are within upper or lower thresholds.

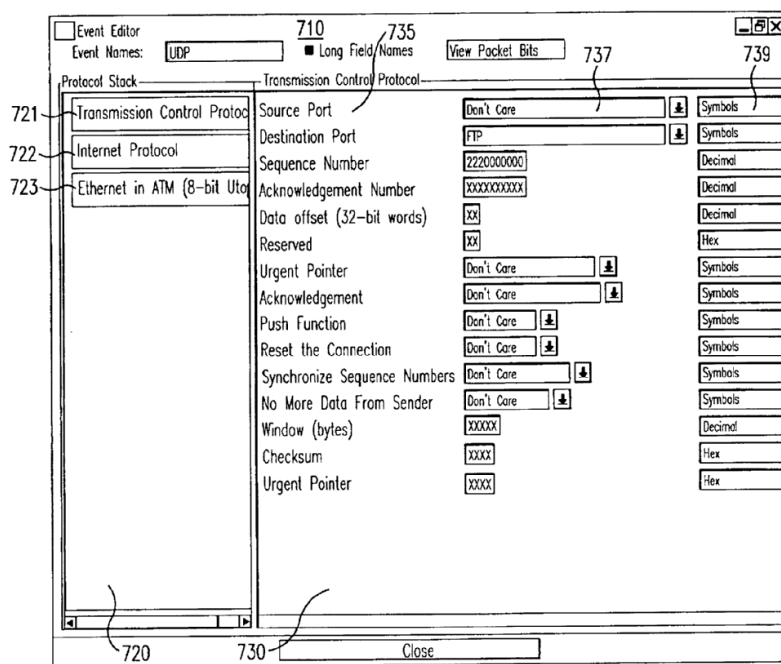
H04L 43/18

Protocol analysers

Definition statement

This place covers:

Devices able to capture data (i.e. cells, packets or frames) and "understand / parse / decode" the field structure of different networking protocols in a promiscuous mode (i.e. all the data they receive) and able to process the captured data for representing the parsed / decoded data fields along with their meanings of different packets specified by different networking protocols (e.g. Wireshark) in order to facilitate the analysis for a user.



References

Informative references

Attention is drawn to the following places, which may be of interest for search:

Simple packet capture with probes	H04L 43/12
Protocol compliance testing	H04L 43/50

H04L 43/20

the monitoring system or the monitored elements being virtualised, abstracted or software-defined entities, e.g. SDN or NFV

Definition statement

This place covers:

Aspects covering operations specifically defined for monitoring or testing data switching networks for virtualised systems, virtualised network functions, virtualised entities and network slices, e.g. being performed by an orchestrator, OpenFlow controller, NFV-MANO entities and cloud managers.

Relationships with other classification places

As far as the virtualised monitoring system or monitored elements involve relevant aspects covered by other [H04L 43/00](#) subgroups, these aspects are additionally classified under the relevant subgroups.

References

Informative references

Attention is drawn to the following places, which may be of interest for search:

Fault Management	H04L 41/06
------------------	----------------------------

H04L 43/50

Testing arrangements

Definition statement

This place covers:

Testing of data networks, with specific focus on the following aspects:

Architectural aspects of testing: layout of the testing environment, design of the testing system, distribution of the testing nodes in the network at specific locations, devices dedicated for testing, or networking devices that have dedicated test modes.

Functional aspects of testing: benchmark testing, design of test scripts, test sequences, traffic patterns to be injected in the network system or device to be tested.

Testing groups of devices: testing groups of devices at once, for speeding-up the testing.

Compliance testing: testing whether a device complies to the specific protocol that it is supposed to adhere to.

References

Informative references

Attention is drawn to the following places, which may be of interest for search:

Arrangements for detecting or preventing errors in the information received; testing correct operation	H04L 1/24
Alarm or event or notifications correlation; root cause analysis; by additionally acting on or stimulating the network after receiving notifications	H04L 41/0645
Active monitoring (e.g. heartbeat protocols or polling or ping or trace-route)	H04L 43/10
Protocol analysers	H04L 43/18
Testing of service level quality	H04L 43/55
Testing presence of Network Address Translation [NAT], e.g. STUN, TURN, MMUSIC/ICE	H04L 61/2575 , H04L 61/2589
Arrangements for testing electric properties	G01R 31/00
Software testing in computer systems	G06F 11/3668
Line transmission systems; Monitoring; Testing	H04B 3/46
Transmission of information-carrying signals; Monitoring; Testing	H04B 17/00

Time-division multiplex systems; Provisions for broadband connections in integrated services digital network using frames of the Optical Transport Network [OTN] or using synchronous transfer mode [STM], e.g. SONET, SDH; Testing	H04J 2203/0062
Telephonic communication; Supervisory, monitoring, or testing arrangements in automatic or semi-automatic exchanges	H04M 3/22
Diagnosis, testing or measuring for television systems or their details	H04N 17/00
Selective content distribution; detecting features or characteristics in audio or video streams	H04N 21/4394 , H04N 21/44008
Selecting arrangements for multiplex systems; Using optical techniques; Testing; Monitoring	H04Q 2011/0083

H04L 43/55

Testing of service level quality, e.g. simulating service usage

Definition statement

This place covers:

Testing the quality level of a service, e.g. by simulating or emulating service usage by active agents to automatically measure Service Level compliance, testing based on artificial traffic, artificial customer's behaviour.

Relationships with other classification places

The determination and monitoring of Service Level performance and of violations of Service Level requirements is covered by [H04L 41/5009](#). Measuring the contribution of individual network components to actual Service Level is covered by [H04L 43/091](#).

References

Informative references

Attention is drawn to the following places, which may be of interest for search:

Network Service Management, e.g. ensuring proper service fulfilment according to agreements	H04L 41/50
---	----------------------------

H04L 45/00

Routing or path finding of packets in data switching networks (routing or path finding in wireless networks [H04W 40/00](#))

Definition statement

This place covers:

Techniques or arrangements for selectively establishing and maintaining one or a plurality of non-wireless communication paths, from information sources to information sinks, over which information is communicated.

Techniques or arrangements for discovering, establishing or maintaining connectivity information among affiliated equipments, e.g. routing lists. Techniques and arrangements for path selection or path optimisation in the network, be it physical or virtualised, e.g. SDN or NFV.

References

Limiting references

This place does not cover:

Communication routing or communication path finding in wireless communication networks	H04W 40/00
--	----------------------------

Informative references

Attention is drawn to the following places, which may be of interest for search:

Arrangements for detecting or preventing errors in the information received by using return channel that carries supervisory signals	H04L 1/16
Arrangements for maintenance, administration or management of data switching networks, e.g. of packet switching networks	H04L 41/00
Arrangements for monitoring or testing data switching networks	H04L 43/00
Flow control or congestion control in data switching networks	H04L 47/10
Packet switching elements characterised by the switching fabric construction	H04L 49/10
Buffering arrangements in packet switching elements	H04L 49/90
Network arrangements, protocols or services for supporting real-time applications in data packet communication	H04L 65/00
Network arrangements, protocols or services independent of the application payload	H04L 69/00
Selective content distribution, e.g. interactive television or video on demand [VOD]	H04N 21/00
Supervisory, monitoring or testing arrangements for wireless communication networks	H04W 24/00
Load balancing or load distribution in wireless communication networks	H04W 28/08
Flow control in wireless communication networks	H04W 28/10

H04L 45/02

Topology update or discovery

Definition statement

This place covers:

Details on network reconfiguration for routing purposes, topology database update and exchange, update of link metrics in a distributed routing system, conversion of physical to logical topology for routing.

References

Informative references

Attention is drawn to the following places, which may be of interest for search:

Topology discovery and update for network management	H04L 41/12
Routing tree calculation	H04L 45/48
Topology issues related specifically to wireless networks	H04W 40/24

H04L 45/021

Ensuring consistency of routing table updates, e.g. by using epoch numbers

Definition statement

This place covers:

Arrangements to make sure that the routing table contained in each router corresponds to the latest available version.

H04L 45/023

Delayed use of routing table updates

Definition statement

This place covers:

Delay of the implementation of the just received updates, e.g. so that all nodes implement the update at the same time.

H04L 45/025

{Updating only a limited number of routers, e.g. fish-eye update}

Definition statement

This place covers:

Updating techniques in which update information is broadcast with a hop counter so that only nodes at a certain distance receive the update; region-wise or limited-scope updates.

H04L 45/026

{Details of "hello" or keep-alive messages}

Definition statement

This place covers:

Routing update or discovery using "hello" or "keep-alive" packets sent or broadcast by a specific router in order to inform the neighbouring routers of its presence or to verify that the neighbouring routers are still up and running.

References

Informative references

Attention is drawn to the following places, which may be of interest for search:

Avoiding end of session, e.g. keep-alive, heartbeats, resumption message or wake-up for inactive or interrupted session	H04L 67/145
---	-----------------------------

H04L 45/028

Dynamic adaptation of the update intervals, e.g. event-triggered updates

Definition statement

This place covers:

Conditions under which the exchange of routing table updates takes place.

H04L 45/03

by updating link state protocols

Definition statement

This place covers:

Details on updating link state protocols for routing purposes.

H04L 45/033

by updating distance vector protocols

Definition statement

This place covers:

Details on updating distance vector protocols for routing purposes.

H04L 45/036

Updating the topology between route computation elements, e.g. between OpenFlow controllers

Definition statement

This place covers:

Interaction between route computation elements for the purpose of routing topology update, e.g. between controllers located in different network domains.

References

Informative references

Attention is drawn to the following places, which may be of interest for search:

Configuration of virtualised networks or elements, e.g. virtualised network function or Openflow elements	H04L 41/0895
Interdomain routing, e.g. hierarchical routing	H04L 45/04

H04L 45/037

Routes obligatorily traversing service-related nodes

Definition statement

This place covers:

Route determination in which at least one of the nodes that must be part of the route is selected based on the type of application to be routed.

H04L 45/0377

for service chaining

Definition statement

This place covers:

Selection of paths in order to comprise nodes or devices that provide specific services to end users or end devices, e.g. according to a sequence of actions to be applied to the flow.

H04L 45/04

{Interdomain routing, e.g. hierarchical routing}

Definition statement

This place covers:

Inter-cluster routing Internet routing; provisions in routers for interdomain routing; inter LAN routing with bridges; routing in Hierarchical Networks; all hierarchical aspects of BGP and PNNI.

References

Informative references

Attention is drawn to the following places, which may be of interest for search:

Cluster building	H04L 45/46
------------------	----------------------------

H04L 45/06

{Deflection routing, e.g. hot-potato routing}

Definition statement

This place covers:

Forwarding, by routing nodes of the received autonomous network data packets, without buffering in order to reduce traffic and network complexity. Hypercubes and hypertorus routing in multiprocessor networks such as the routing used for supercomputers.

References

Informative references

Attention is drawn to the following places, which may be of interest for search:

Combinations of two or more digital computers	G06F 15/16
---	----------------------------

H04L 45/08

{Learning-based routing, e.g. using neural networks or artificial intelligence}

Definition statement

This place covers:

Routing with genetic algorithms, fuzzy logic, artificial intelligence (AI) for routing purposes, ants-routing.

References

Informative references

Attention is drawn to the following places, which may be of interest for search:

Machine learning per se	G06N 20/00
-------------------------	----------------------------

H04L 45/10

{Routing in connection-oriented networks, e.g. X.25 or ATM}

Definition statement

This place covers:

Provisions for routing with virtual circuits; routing in Frame Relay.

References

Informative references

Attention is drawn to the following places, which may be of interest for search:

Hierarchy definition for routing in ATM-PNNI	H04L 45/04
Virtualisation or emulation of application or operating system execution engines	G06F 9/455

H04L 45/12

Shortest path evaluation

Definition statement

This place covers:

Different techniques for the calculation of the shortest path based on any kind of single metric (Objective Functions) or metrics combination.

References

Informative references

Attention is drawn to the following places, which may be of interest for search:

Function evaluation by approximation methods per se	G06F 17/17
---	----------------------------

H04L 45/121

by minimising delays

Definition statement

This place covers:

Using minimum path delay or latency (e.g. queuing delay, round-trip time) in order to determine the best route.

H04L 45/122

by minimising distances, e.g. by selecting a route with minimum of number of hops

Definition statement

This place covers:

Using the number of intermediate nodes between the source and the destination in order to determine the best route.

H04L 45/123

{Evaluation of link metrics (techniques for monitoring network metrics [H04L 43/08](#))}

Definition statement

This place covers:

Applying a function to a basic parameter such as delay in order to create a new metric, e.g. delay statistics; refine a parameter to create a new metric. The link metric is obtained after operation of a link performance value, e.g. a link metric could be the average loss rate over a time interval.

References

Limiting references

This place does not cover:

Techniques for monitoring network metrics	H04L 43/08
---	----------------------------

H04L 45/124

{using a combination of metrics}

Definition statement

This place covers:

Details on using a combination of parameters to determine the best path, including constrained shortest path calculation. The parameter is a basic parameter or a combined/new parameter.

H04L 45/125

based on throughput or bandwidth

Definition statement

This place covers:

Routing based on minimum link metrics relating to available rate in the links; congestion, link occupancy.

H04L 45/126

{minimising geographical or physical path length}

Definition statement

This place covers:

Routing based on determining the paths having the minimum physical length

H04L 45/127

{based on intermediate node capabilities}

Definition statement

This place covers:

Using different parameters of intermediate routing nodes as a route calculation metric, e.g. processing or storage capabilities.

References

Informative references

Attention is drawn to the following places, which may be of interest for search:

Battery capabilities in wireless routing	H04W 40/10
--	----------------------------

H04L 45/128

for finding disjoint paths

Definition statement

This place covers:

Determining whether two routes between the same end-points do not share nodes or links.

H04L 45/1283

{with disjoint links}

Definition statement

This place covers:

Determining whether two routes between the same end-points do not share links.

H04L 45/1287

{with disjoint nodes}

Definition statement

This place covers:

Determining whether two routes between the same end-points do not share nodes.

H04L 45/14

{Routing performance; Theoretical aspects}

Definition statement

This place covers:

Performance, stability and graph theory, e.g. Directed Acyclic Graph, DAG, Bellman-Ford, Dijkstra and other basic routing algorithms for path selection.

References

Informative references

Attention is drawn to the following places, which may be of interest for search:

Function evaluation by approximation methods per se	G06F 17/17
---	----------------------------

H04L 45/16

Multipoint routing

Definition statement

This place covers:

Specific arrangements for supporting broadcast such as dedicated routing tables or route discovery for multipoint packets.

References

Informative references

Attention is drawn to the following places, which may be of interest for search:

Broadcast in general	H04L 12/18
----------------------	----------------------------

H04L 45/17

Shortcut routing, e.g. using next hop resolution protocol [NHRP]

Definition statement

This place covers:

Specific arrangements for shortcut routing, e.g. NHRP.

H04L 45/18

Loop-free operations

Definition statement

This place covers:

Routing arrangements for avoiding packets from travelling in loops, e.g. an identifier in a message is saved in a node to check if the same message is again passing the node; updating of a routing table is inhibited for a certain period of time, routing is only allowed in a certain direction.

References

Informative references

Attention is drawn to the following places, which may be of interest for search:

Updating of a routing table, wherein the updated routing values are inhibited for a certain period of time	H04L 45/023
Spanning tree techniques	H04L 45/48

H04L 45/20

{Hop count for routing purposes, e.g. TTL}

Definition statement

This place covers:

Age, time to live or hop counting for broadcast or loop free, such as Layer 2 TTL, timestamp to age out.

H04L 45/22

{Alternate routing}

Definition statement

This place covers:

Routing techniques using different routes for communication between two nodes in which only one of the routes is used at a time; route diversity; primary and secondary routes; re-routing; 1:1 protection; link or path protection; shared link risk groups.

H04L 45/24

Multipath

Definition statement

This place covers:

Routing techniques using multiple routes between two nodes used simultaneously for load sharing or higher speed, including when involving packet fragmentation; redundant transmission, 1+1 and n:m path redundancy.

References

Informative references

Attention is drawn to the following places, which may be of interest for search:

Load sharing/balancing (without additional routing features)	H04L 47/125
--	-----------------------------

H04L 45/243

using M+N parallel active paths

Definition statement

This place covers:

Details on multipath routing using a different number of parallel active paths for redundancy purposes.

H04L 45/245

{Link aggregation, e.g. trunking}

Definition statement

This place covers:

Using a logical identity for the selection of a physical link among all possible physical links between two terminals or nodes; trunk group/Link aggregation.

H04L 45/247

using M:N active or standby paths

Definition statement

This place covers:

Details on multipath routing using a different number of active and standby paths for redundancy purposes.

H04L 45/26

{Route discovery packet}

Definition statement

This place covers:

Packets adapted for discovery of communication paths; scout packet; delay measuring packet; buffer occupancy measuring packet; path restoration message after route fault; traceroute; exploratory agent packet.

References

Informative references

Attention is drawn to the following places, which may be of interest for search:

Arrangements for monitoring or testing data switching networks	H04L 43/00
RREQ-RREP for wireless routing	H04W 40/28

H04L 45/28

using route fault recovery

Definition statement

This place covers:

Recovery of communication routes after route fault or node failure.

References

Informative references

Attention is drawn to the following places, which may be of interest for search:

Using network fault recovery	H04L 41/0654
------------------------------	------------------------------

H04L 45/30

Routing of multiclass traffic

Definition statement

This place covers:

Selection of a path for multiclass traffic.

References

Informative references

Attention is drawn to the following places, which may be of interest for search:

Routing based on transmission quality or channel quality	H04W 40/12
--	----------------------------

H04L 45/302

Route determination based on requested QoS

Definition statement

This place covers:

Route selection based on a requested QoS, such as delay, bandwidth etc., in which the selected route has a minimum requested QoS.

References

Informative references

Attention is drawn to the following places, which may be of interest for search:

Routing based on shortest path evaluation	H04L 45/12
---	----------------------------

H04L 45/304

{Route determination for signalling traffic}

Definition statement

This place covers:

Selecting a path specially adapted for signalling purposes, route determination for signalling traffic, setting up and reservation of special routes for signalling and control traffic.

References

Informative references

Attention is drawn to the following places, which may be of interest for search:

Modification of handling priority for control packets, e.g. for ACK or signalling traffic	H04L 47/2466
---	------------------------------

H04L 45/306

{Route determination based on the nature of the carried application}

Definition statement

This place covers:

Selecting a path based on the nature of the application, e.g. browsing traffic HTTP, FTP traffic; content delivery networks using name based addressing.

H04L 45/3065

{for real time traffic}

Definition statement

This place covers:

Route determination for real time traffic, e.g. voice and video.

References

Informative references

Attention is drawn to the following places, which may be of interest for search:

Real-time or near real-time messaging, e.g. instant messaging [IM]	H04L 51/00
Network arrangements, protocols or services for supporting real-time applications in data packet communication	H04L 65/00
Selective video distribution	H04N 21/00

H04L 45/308

{Route determination based on user's profile, e.g. premium users}

Definition statement

This place covers:

Route determination based on the profile of the user or Service Level Agreement of the user; policy-based routing.

H04L 45/32

{Flooding (denial of service attacks [H04L 63/1458](#))}

Definition statement

This place covers:

Techniques of routing in which packets are sent unconstrained into the network with a unicast address and only one destination is expected to receive the packets, the other nodes act as blind relays; limited flooding with a hop count.

References

Limiting references

This place does not cover:

Denial of service attacks	H04L 63/1458
---------------------------	------------------------------

H04L 45/34

{Source routing}

Definition statement

This place covers:

Routing techniques in which route preference (e.g. intermediate nodes) is declared in the packet or in which intermediate nodes record in a specific object the set of nodes through which a route establishment message passes and contents of record object are used for explicitly routing packets in subsequent messages.

References

Informative references

Attention is drawn to the following places, which may be of interest for search:

Routing using backward learning	H04L 45/36
---------------------------------	----------------------------

H04L 45/36

{Backward learning}

Definition statement

This place covers:

Routing based on learning address/port relationship from the passing traffic; learning the route followed from source to destination to use it again for the return traffic; update routing tables with learned relationship from passing traffic.

H04L 45/38

{Flow based routing}

Definition statement

This place covers:

Routing techniques in which all packets in a flow are routed in the same manner along a routing path.

H04L 45/40

{Wormhole routing}

Definition statement

This place covers:

Routing operation pipelining for faster processing, e.g. cut-through, streaming or on the fly.

References

Informative references

Attention is drawn to the following places, which may be of interest for search:

Cut-through or Wormhole switching	H04L 49/251
Store and forward switching	H04L 49/252

H04L 45/42

Centralised routing

Definition statement

This place covers:

Routing in which a central entity collects (query/response) the routing metrics, calculates the appropriate routes and disseminates the routing information to the rest of the routers.

H04L 45/44

Distributed routing

Definition statement

This place covers:

Arrangements for routing performed in a distributed manner, e.g. each node calculates the appropriate routes and disseminates the routing information to the rest of the routers and no central entity is responsible for routing.

H04L 45/46

{Cluster building}

Definition statement

This place covers:

Routing in hierarchical networks; hierarchy definition; criteria for cluster membership.

References

Informative references

Attention is drawn to the following places, which may be of interest for search:

Interdomain routing	H04L 45/04
Wireless routing for defining a routing cluster membership	H04W 40/32

H04L 45/48

Routing tree calculation

Definition statement

This place covers:

Routing techniques adapted to tree topologies; spanning tree.

H04L 45/484

using multiple routing trees

Definition statement

This place covers:

Routing aspects related to multiple trees, including definition, update and use of multiple tree topologies; multiple spanning trees.

H04L 45/488

using root node determination

Definition statement

This place covers:

Routing aspects related to determination of the route node in tree topologies.

H04L 45/50

using label swapping, e.g. multi-protocol label switch [MPLS]

Definition statement

This place covers:

Routing techniques using label swapping, e.g. multi-protocol label switching MPLS.

References

Informative references

Attention is drawn to the following places, which may be of interest for search:

Traffic engineering	H04L 47/125
---------------------	-----------------------------

H04L 45/502

{Frame based}

Definition statement

This place covers:

Routing techniques using label swapping on frame-based transport, e.g. MPLS over IP based technology.

H04L 45/505

{Cell based}

Definition statement

This place covers:

Routing techniques using label swapping on cell-based transport, e.g. MPLS over Asynchronous Transfer Mode (ATM) networks.

H04L 45/507

{Label distribution}

Definition statement

This place covers:

Routing techniques detailing how to spread the labels among the nodes, e.g. Label Distribution Protocol (LDP).

H04L 45/52

Multiprotocol routers

Definition statement

This place covers:

Routing in networks having coexisting different routing protocols, e.g. RIP and OSPF, separated IPv4 and IPv6 routing stacks.

H04L 45/54

{Organization of routing tables}

Definition statement

This place covers:

Details of the information and format of the routing tables; special routing tables.

H04L 45/56

{Routing software}

Definition statement

This place covers:

Details on operating systems for routers, routing software architecture, scheduling of routing tasks software.

H04L 45/563

{Software download or update}

Definition statement

This place covers:

Details on download or update of software for routing, e.g. initialization of download of routing software or software for improving security of routing decisions, downloading of modified versions of routing software.

H04L 45/566

{Routing instructions carried by the data packet, e.g. active networks}

Definition statement

This place covers:

Data packets containing routing instructions, e.g. routing instructions to modify the routing tables.

H04L 45/58

Association of routers

Definition statement

This place covers:

Association of routers for multiple purposes, e.g. Active (working)-Standby (reserve) routers, load balancing or load sharing, multiple physical routers or multiple routing instances (hard or soft) in the same device behave as a single logical routing entity.

H04L 45/583

{Stackable routers}

Definition statement

This place covers:

Plurality of router instances (hard or soft) connected to, for example, the same backplane; physical association of routers, e.g. located in the same hardware chassis.

H04L 45/586

of virtual routers

Definition statement

This place covers:

Plurality of physical routers behaving as a logical unit, e.g. working in active/standby, Virtual Router Redundancy Protocol (VRRP).

References

Informative references

Attention is drawn to the following places, which may be of interest for search:

Virtualisation or emulation of application or operating system execution engines	G06F 9/455
--	----------------------------

H04L 45/60

Router architectures

Definition statement

This place covers:

Details concerning physical or hardware structure of a routing unit.

H04L 45/62

{Wavelength based (optical switching [H04Q 11/0062](#))}

Definition statement

This place covers:

Routing specially adapted for optical networks, e.g. selection of the wavelength.

References

Limiting references

This place does not cover:

Optical switching	H04Q 11/0062
-------------------	------------------------------

Informative references

Attention is drawn to the following places, which may be of interest for search:

Optical communications	H04B 10/00
Selecting arrangements for multiplex systems	H04Q 11/00

H04L 45/64

using an overlay routing layer

Definition statement

This place covers:

Multiple layers comprising a routing control layer specialized in topology update and routing policy determination, and a data layer under the routing layer, including separation of controlling and forwarding.

H04L 45/645

Splitting route computation layer and forwarding layer, e.g. routing according to path computational element [PCE] or based on OpenFlow functionality

Definition statement

This place covers:

Impact in the routing strategy of a separation between the routing control (computation) layer and the data (forwarding) layer. The route selection intelligence is (logically) centralised in software-based controllers (Path Computation Elements) that maintain a global view of the network topology, which appears to forwarding elements as a single, logical entity.

References

Informative references

Attention is drawn to the following places, which may be of interest for search:

Network topology discovery or management	H04L 41/12
--	----------------------------

H04L 45/655

Interaction between route computation entities and forwarding entities, e.g. for route determination or for flow table update

Definition statement

This place covers:

Forwarding and updating of routing rules or flow table information between controllers and forwarding elements, e.g. routing table reconfiguration.

References

Informative references

Attention is drawn to the following places, which may be of interest for search:

Network topology discovery or management	H04L 41/12
--	----------------------------

H04L 45/66

{Layer 2 routing, e.g. in Ethernet based MAN's}

Definition statement

This place covers:

Routing based on data link layer, e.g. using MAC address for routing.

H04L 45/68

{Pseudowire emulation, e.g. IETF WG PWE3}

Definition statement

This place covers:

Routing comprising emulation of services such as Frame Relay, ATM, ethernet, TDM and SONET/SDH over packet switched networks using IP or MPLS.

H04L 45/70

{Routing based on monitoring results}

Definition statement

This place covers:

Routing based on monitoring, measuring or observing of parameters needed for routing or how these parameters are measured.

References

Informative references

Attention is drawn to the following places, which may be of interest for search:

Arrangements for monitoring or testing packet switching networks	H04L 43/00
--	----------------------------

H04L 45/72

{Routing based on the source address}

Definition statement

This place covers:

Route or next hop determination based on the sender's node address indicated in a data packet.

H04L 45/74

Address processing for routing

Definition statement

This place covers:

Details on address processing for routing purposes.

References

Informative references

Attention is drawn to the following places, which may be of interest for search:

Network arrangements, protocols or services for addressing or naming	H04L 61/00
--	----------------------------

H04L 45/741

Routing in networks with a plurality of addressing schemes, e.g. with both IPv4 and IPv6

Definition statement

This place covers:

Routing between domains using different addressing schemes.

H04L 45/742

{Route cache; Operation thereof}

Definition statement

This place covers:

Details on route cache as a way to shorten table lookup operations, e.g. the complex lookup operation in the general table is done only on the first packet of a sequence, aging of route cache entries.

H04L 45/745

Address table lookup; Address filtering

Definition statement

This place covers:

Details on address table lookup and address filtering for routing purposes.

References

Informative references

Attention is drawn to the following places, which may be of interest for search:

Network arrangements, protocols or services for addressing or naming	H04L 61/00
--	----------------------------

H04L 45/7452

Multiple parallel or consecutive lookup operations (lookup operation involving Bloom filters [H04L 45/7459](#))

Definition statement

This place covers:

Details of lookup operations that are conducted in parallel or in serial (cascading or series of consecutive lookups), using different lookup strategies.

References

Limiting references

This place does not cover:

Lookup operation involving Bloom filters	H04L 45/7459
--	------------------------------

H04L 45/7453**using hashing****Definition statement***This place covers:*

Details on routing techniques using hashing operations.

H04L 45/7459**using Bloom filters****Definition statement***This place covers:*

Use of Bloom filters in lookup operations as an alternative to the single hashing lookup.

References**Informative references***Attention is drawn to the following places, which may be of interest for search:*

Complex mathematical operations	G06F 17/10
---------------------------------	----------------------------

H04L 45/74591**{using content-addressable memories [CAM]}****Definition statement***This place covers:*

Details on address table lookup operations and address filtering for routing purposes using content-addressable memories [CAM].

H04L 45/748**using longest matching prefix****Definition statement***This place covers:*

Use of longest prefix match in routing operations.

H04L 45/76**Routing in software-defined topologies, e.g. routing between virtual machines****Definition statement***This place covers:*

Routing in virtual network topologies where virtual machines are adapted to run routing protocols.

References

Informative references

Attention is drawn to the following places, which may be of interest for search:

Virtualisation or emulation of application or operating system execution engines	G06F 9/455
--	----------------------------

H04L 45/80

Ingress point selection by the source endpoint, e.g. selection of ISP or POP

Definition statement

This place covers:

Details on ingress point selection by the source node for routing purposes.

H04L 45/85

Selection among different networks

Definition statement

This place covers:

Selection among different networks for routing purposes.

H04L 45/851

Dynamic network selection or re-selection, e.g. after degradation of quality

Definition statement

This place covers:

Dynamic network selection or re-selection for routing purposes, e.g. using artificial intelligence (AI).

H04L 47/00

Traffic control in data switching networks (arrangements for detecting or preventing errors in the information received [H04L 1/00](#))

Definition statement

This place covers:

Traffic control in data switching networks such as traffic regulation, flow or congestion control.

References

Limiting references

This place does not cover:

Arrangements for detecting or preventing errors in the information received	H04L 1/00
---	---------------------------

Informative references

Attention is drawn to the following places, which may be of interest for search:

Arrangements for connecting between networks having differing types of switching systems, e.g. gateways	H04L 12/66
Arrangements for maintenance, administration or management of data switching networks, e.g. of packet switching networks	H04L 41/00
Arrangements for monitoring or testing data switching networks	H04L 43/00
Routing or path finding of packets in data switching networks	H04L 45/00
Packet switching elements characterised by the switching fabric construction	H04L 49/10
Buffering arrangements in packet switching elements	H04L 49/90
Network arrangements, protocols or services for supporting real-time applications in data packet communication	H04L 65/00
Network arrangements or protocols for supporting network services or applications	H04L 67/00
Network arrangements, protocols or services independent of the application payload	H04L 69/00
In-band adaptation of TCP data exchange; In-band control procedures	H04L 69/163
Parsing or analysis of headers independent of the application payload	H04L 69/22
Software simulation, e.g. virtualisation or emulation of application or operating system execution engines	G06F 9/455
Allocation of resources in multiprogramming arrangements	G06F 9/50
Computing arrangements using neural network models	G06N 3/02
Learning methods for neural networks	G06N 3/08
Machine learning	G06N 20/00
Selective content distribution, e.g. interactive television or video on demand [VOD]	H04N 21/00
Supervisory, monitoring or testing arrangements for wireless communication networks	H04W 24/00
Load balancing or load distribution in wireless communications networks	H04W 28/08
Flow control in wireless communications networks	H04W 28/10
Communication routing or communication path finding in wireless communication networks	H04W 40/00
Wireless resource allocation	H04W 72/04

Glossary of terms

In this place, the following terms or expressions are used with the meaning indicated:

congestion control	preventing a sender from overwhelming the network, wherein the network is prevented from becoming congested.
flow control	preventing a sender from overwhelming a receiver wherein traffic is controlled between a sender and receiver such that only the receiver controls the transmission rate.

policing	performing an action (typically transmit/pass) to packets that conform to a specified rate and performing another action (typically drop) to packets that violate that rate.
quality of service, QoS	description or measurement of the overall performance of a service, typically represented by packet loss, bit errors, bit rate, throughput, goodput, delay, availability or jitter.
queuing and scheduling	splitting traffic into a plurality of queues or buffers based on various criteria (such as type of packet, QoS requirements or user) so that a scheduler can decide which packet to service next based on a service discipline, e.g. longest queue first, round robin.
traffic shaping	a bandwidth management technique to make traffic conform to a certain rate by delaying the transmission of packets in a buffer. Delayed packets may be subsequently transmitted/released as bandwidth becomes available.

Synonyms and Keywords

In patent documents, the following abbreviations are often used:

ACK / NAK / NACK	Acknowledgement / Negative acknowledgement
DSCP	Differentiated service code point
FIFO / LIFO	First / Last in first out
HOL	Head of line
MTU	Maximum transmission unit
QoS	Quality of service
RED	Random early discard
RR	Round robin
WRR	Weighted round robin
RSVP	Resource reservation protocol
RTCP	Real-time transport control protocol
RTP	Real-time transport protocol
RTT	Round trip time
SLA	Service level agreement
TCP	Transmission control protocol
ToS / CoS	Type of service / Class of service
TTL	Time to live
UDP	User datagram protocol
VC	Virtual channel
VQ	Virtual queue
WFQ	Weighted fair queuing

H04L 47/10

Flow control; Congestion control

Definition statement

This place covers:

General aspects of flow control or congestion control which do not fall under a sub-class.

Glossary of terms

In this place, the following terms or expressions are used with the meaning indicated:

Flow control	Prevent a sender from overwhelming a receiver, traffic is controlled between a sender and receiver, only the sender controls the transmission rate
Congestion control	Prevent a sender from overwhelming the network, the network is prevented from becoming congested

H04L 47/11

Identifying congestion

Definition statement

This place covers:

Congestion monitoring to detect a degradation in network performance, using QoS parameters which indicate congestion or impending congestion. Typically exemplified by increased delays, jitter, packet losses or errors, increased retransmission rates. In response, congestion control or congestion avoidance is activated.

References

Informative references

Attention is drawn to the following places, which may be of interest for search:

Maintenance or administration or management of packet switching networks; Bandwidth or capacity management, i.e. automatically increasing or decreasing capacities, e.g. bandwidth on demand	H04L 41/00 , H04L 41/0896
Network monitoring of the performance of a network communications and QoS parameters	H04L 43/00 , H04L 43/08
Routing; Evaluation of link metrics	H04L 45/00 , H04L 45/12

H04L 47/115

{using a dedicated packet}

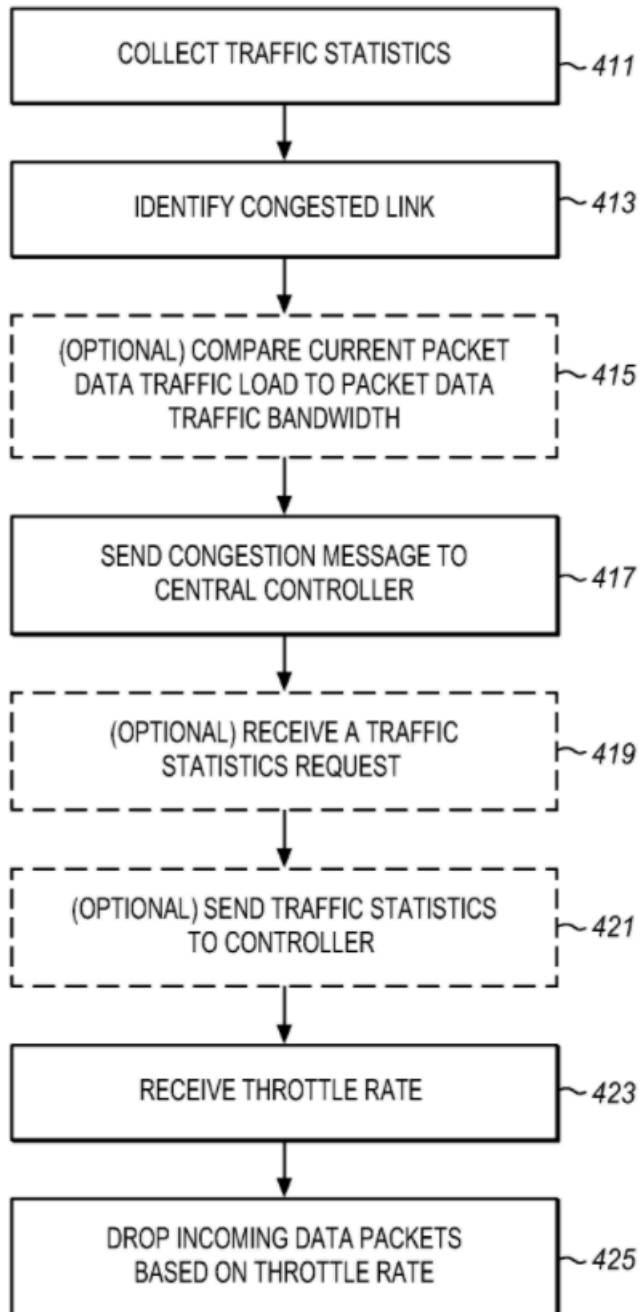
Definition statement

This place covers:

Either the receiver or intermediate nodes in the network can explicitly signal back to the sender that congestion has been identified using a dedicated packet rather than piggybacking a congestion

indication in a data packet. The dedicated packet indicating congestion can be sent by a network controller, receiver, or intermediate node.

FIG. 4



References

Informative references

Attention is drawn to the following places, which may be of interest for search:

Maintenance or administration or management of packet switching networks	H04L 41/00
--	----------------------------

Network monitoring of the performance of a network communications and QoS parameters	H04L 43/00
--	----------------------------

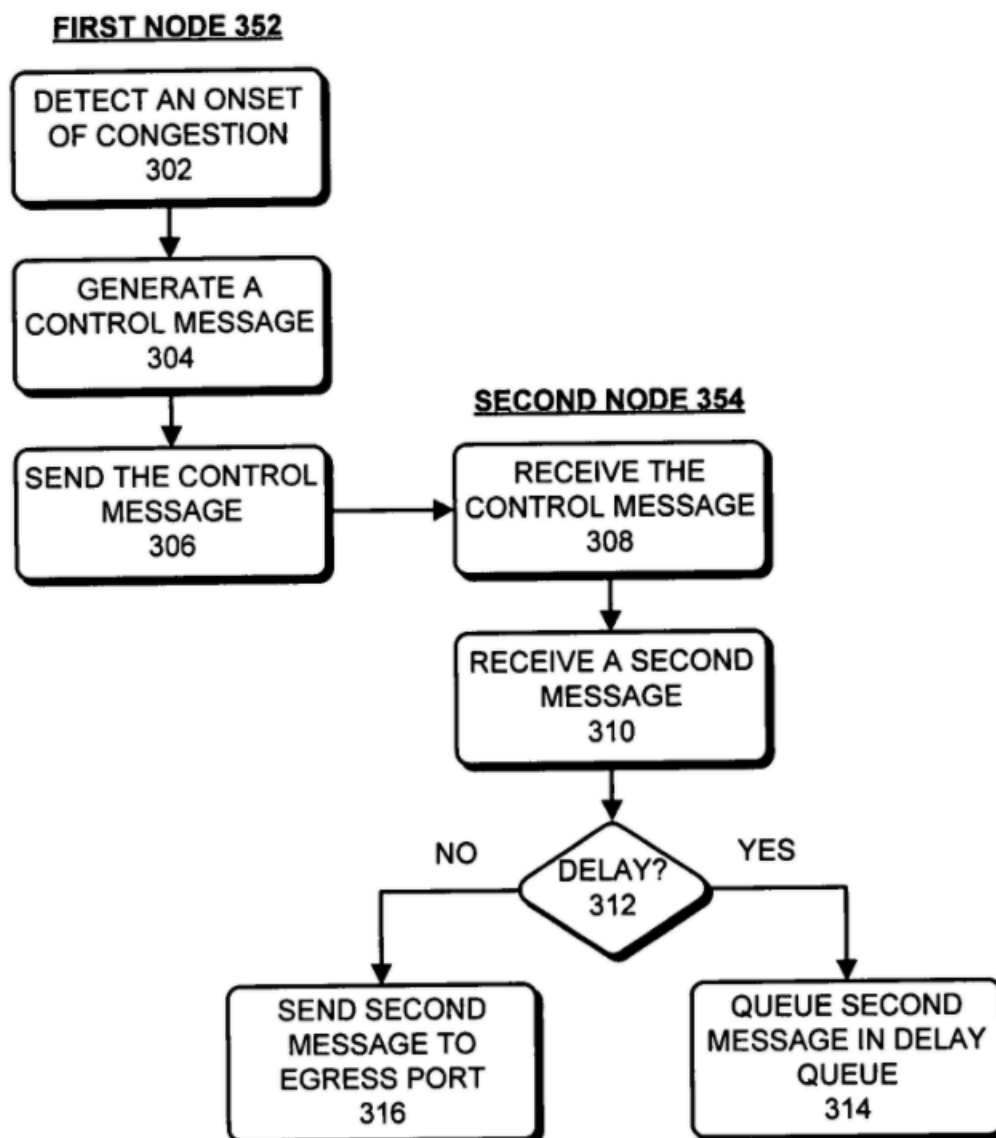
H04L 47/12

Avoiding congestion; Recovering from congestion

Definition statement

This place covers:

Techniques for avoiding congestion including: monitoring ACKs and retransmissions at the sender, receiving feedback from the receiver. In response, the transmission rate, window size, etc. are adjusted.



References

Informative references

Attention is drawn to the following places, which may be of interest for search:

Routing	H04L 45/00
Load balancing, e.g. traffic engineering	H04L 47/125
Wireless Routing	H04W 40/00

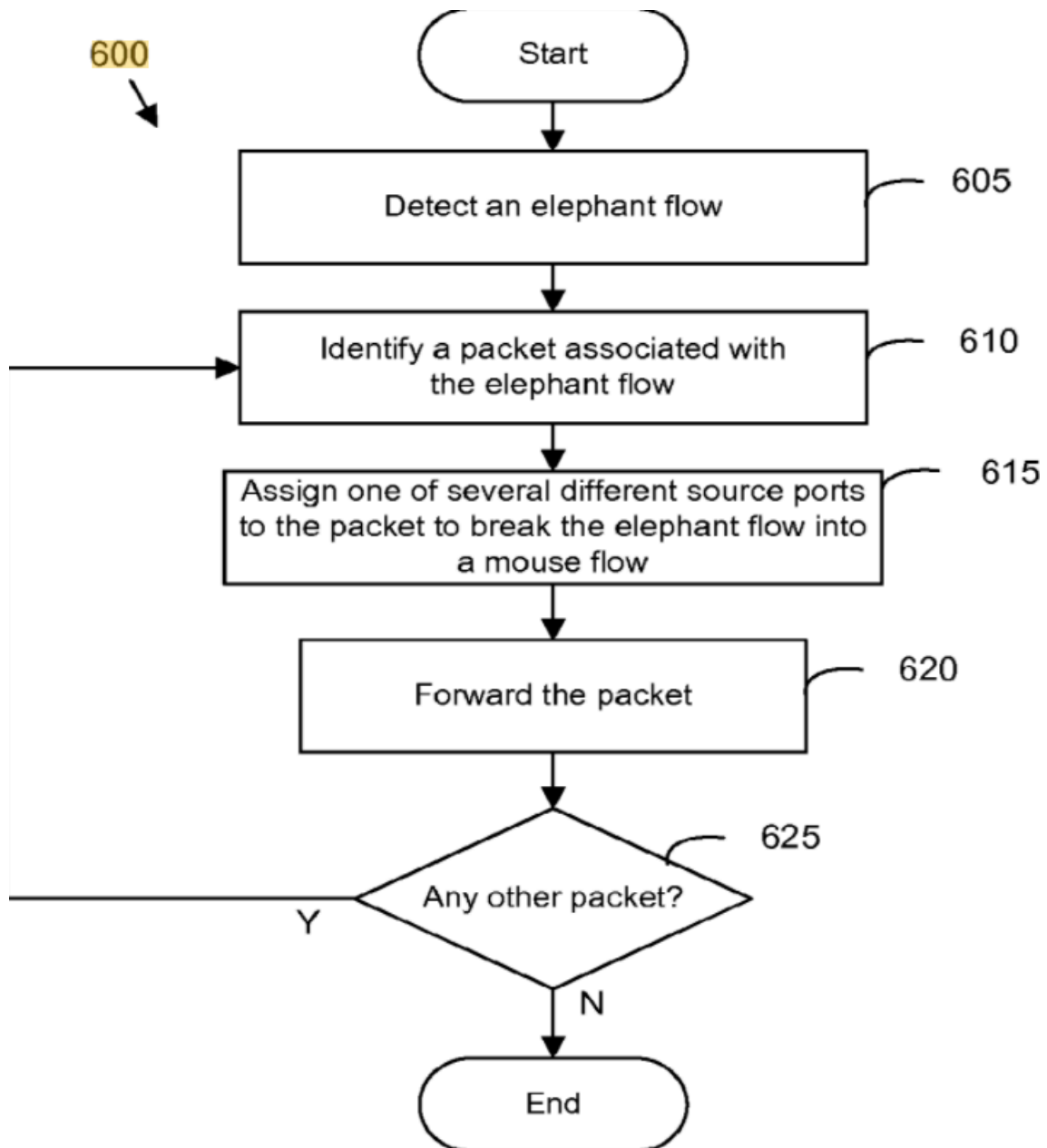
H04L 47/122

by diverting traffic away from congested entities

Definition statement

This place covers:

Localising congestion and selecting a different path/port/route with less congestion.

**References****Informative references**

Attention is drawn to the following places, which may be of interest for search:

Routing	H04L 45/00
Routing to minimize delay	H04L 45/121

Routing based on performance – link metrics	H04L 45/123
Routing based on performance – bandwidth	H04L 45/125
Alternate routing – switching to a different path	H04L 45/22
Multipath routing – using multiple paths simultaneously	H04L 45/24
Wireless Routing	H04W 40/00

H04L 47/125

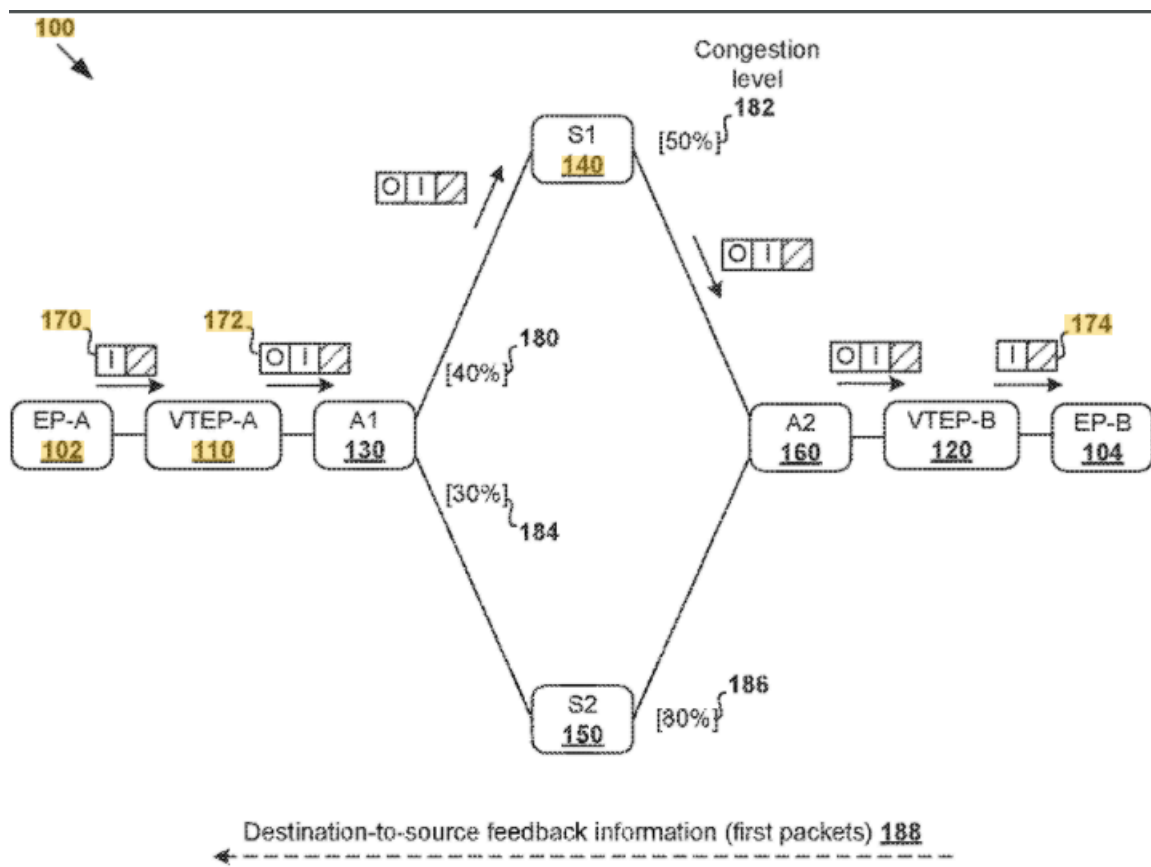
by balancing the load, e.g. traffic engineering

Definition statement

This place covers:

General field which relates to redistributing or balancing the flow to either avoid or recover from congestion. Load distribution can divert flow to different intermediate network nodes, paths, ports, queues or servers.

This code should be considered as a general one and applicable to [H04L 45/00](#) and [H04L 47/00](#) as well as to other fields in [H04L](#).



References

Informative references

Attention is drawn to the following places, which may be of interest for search:

Routing; Routing – Load balancing; Wireless Routing	H04L 45/00 , H04L 45/24 , H04W 40/00
---	---

Network-specific arrangements or communication protocols supporting networked applications; Load balancing among servers	H04L 67/00 , H04L 67/1001
Wireless flow control; Wireless load balancing	H04W 28/00 , H04W 28/08

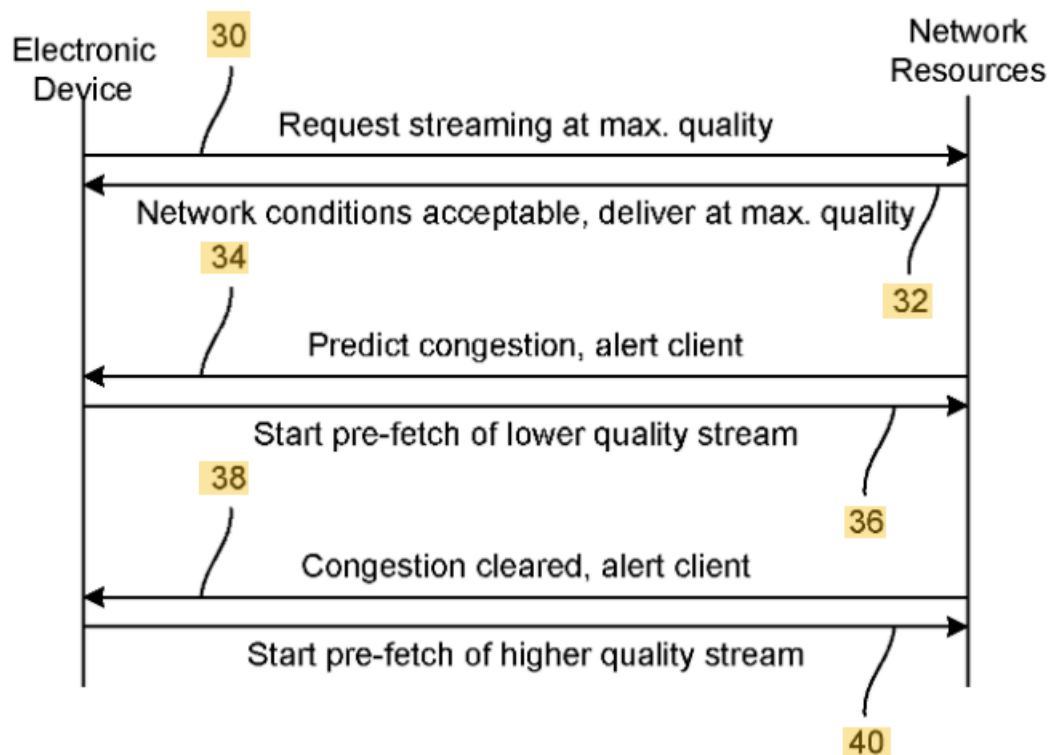
H04L 47/127

by using congestion prediction

Definition statement

This place covers:

By monitoring to detect or forecast the onset of congestion and pre-emptively trigger congestion avoidance and recovery techniques.



References

Informative references

Attention is drawn to the following places, which may be of interest for search:

Network monitoring of the performance of a network communications and QoS parameters	H04L 43/00
Resource allocation of traffic control in data switching networks, based on usage prediction	H04L 47/83
Real-time communications e.g. video streaming, voice conferencing QoS aspects	H04L 65/00 , H04L 65/80

H04L 47/129

at the destination endpoint, e.g. reservation of terminal resources or buffer space

Definition statement

This place covers:

Techniques for congestion avoidance or recovery at a destination node.

References

Informative references

Attention is drawn to the following places, which may be of interest for search:

Resource usage – mobile terminals	H04L 47/824
-----------------------------------	-----------------------------

H04L 47/13**{in a LAN segment, e.g. ring or bus}****Definition statement***This place covers:*

Techniques for congestion avoidance or recovery in a local area network, e.g. LAN segment, ring network or bus network.

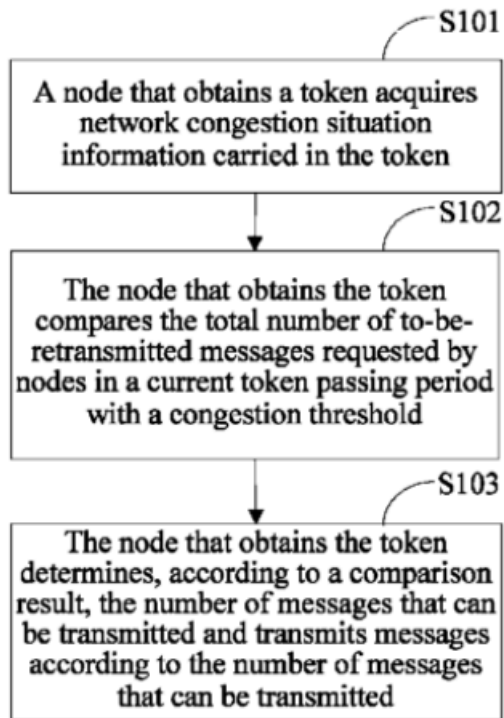


FIG. 1

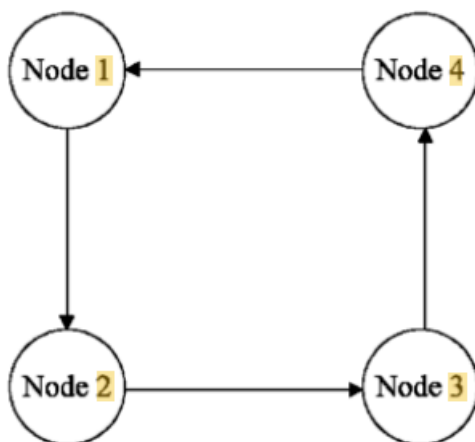


FIG. 2

References

Informative references

Attention is drawn to the following places, which may be of interest for search:

Bus networks with decentralised control	H04L 12/413
Loop networks with decentralised control with asynchronous transmission, e.g. token ring, register insertion	H04L 12/433
LAN switches, e.g. ethernet switches	H04L 49/351

H04L 47/135

{by jamming the transmission media}

Definition statement

This place covers:

When a collision condition is detected, the station stops transmitting that frame, transmits a jam signal, and then waits for a random time interval before trying to resend the frame, e.g. CSMA/CD in Ethernet segments.

H04L 47/15

{in relation to multipoint traffic (arrangements for broadcast or multicast in data networks [H04L 12/18](#))}

Definition statement

This place covers:

Flow and congestion control for multicast/multipoint flows, e.g. source based control, receiver driven layered approaches, exploitation of IGMP and multicast routing protocols, admission control, TCP friendly rate control.

References

Limiting references

This place does not cover:

Arrangements for multicast in data networks	H04L 12/18
---	----------------------------

Informative references

Attention is drawn to the following places, which may be of interest for search:

Arrangements for providing special services to substations for broadcast or conference, e.g. multicast with traffic restrictions for efficiency improvement, e.g. involving subnets or subdomains	H04L 12/1886
Routing multicast	H04L 45/16

H04L 47/17

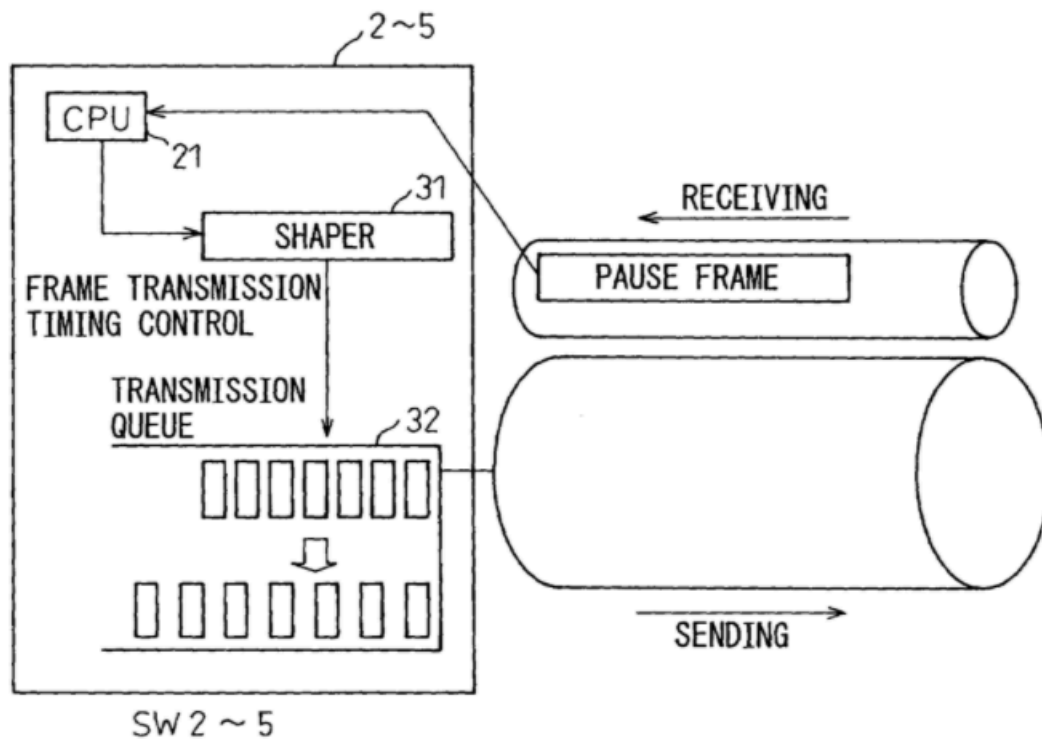
Interaction among intermediate nodes, e.g. hop by hop

Definition statement

This place covers:

Neighbouring nodes cooperate to control the flow either using reservation, policies, PAUSE, backpressure, e.g. a congested node stops receiving packet from upstream node. This may cause the upstream node or nodes to become congested and rejects receiving data from above nodes. Backpressure is a node-to-node congestion control technique that propagate in the opposite direction of data flow.

Fig.6



References

Informative references

Attention is drawn to the following places, which may be of interest for search:

Flow control or congestion control using information about buffer occupancy at either end or transit nodes	H04L 47/30
LAN switches, e.g. ethernet switches	H04L 49/351
Backpressure	H04L 49/506
Queuing arrangements	H04L 49/90

H04L 47/18

{End to end}

Definition statement

This place covers:

Congestion control and flow control is implemented between the sender and receiver.

H04L 47/19

at layers above the network layer (network arrangements for networked applications for scheduling or organising the servicing of application requests [H04L 67/60](#))

Definition statement

This place covers:

Protocols adapted to include flow and congestion control techniques often in the context of client-server applications, e.g. TCP friendly rate control for UDP, TFRC. Application layer protocols adapted to support real-time communications: RTP, RTCP, RTSP, SIP etc.

When this scheme is crossed with [H04L 67/00](#), it will yield documents concerning flow control in client/server communication.

Note: There is a specific subgroup dedicated to TCP related congestion control, see [H04L 47/193](#) and [H04L 69/163](#).

References

Limiting references

This place does not cover:

Network-specific arrangements or communication protocols supporting networked applications; For scheduling or organising the servicing of application requests	H04L 67/60
--	----------------------------

Informative references

Attention is drawn to the following places, which may be of interest for search:

Network monitoring of the performance of a network communications and QoS parameters	H04L 43/00
Network-specific arrangements or communication protocols supporting networked applications; For scheduling or organising the servicing of application requests	H04L 67/00 , H04L 67/60
Application independent communication protocol aspects or techniques in packet data networks; Adaptation of TCP data exchange control procedures; Adaptation of UDP	H04L 69/00 , H04L 69/163 , H04L 69/164

H04L 47/193

at the transport layer, e.g. TCP related

Definition statement

This place covers:

Modifications or adaptations of classical TCP behaviour.

References

Informative references

Attention is drawn to the following places, which may be of interest for search:

Monitoring; Delay	H04L 43/08 , H04L 43/0852
Network delay	H04L 47/283
Slow start – only if it describes a modification to the standard slow start	H04L 47/37
TCP/IP; Adaptations of TCP exchange control procedure	H04L 69/16 , H04L 69/163
Traffic management, e.g. flow control or congestion control adapting protocols for flow control or congestion control to wireless environment, e.g. adapting transmission control protocol [TCP]	H04W 28/0273

H04L 47/196

{Integration of transport layer protocols, e.g. TCP and UDP}

Definition statement

This place covers:

Congestion control techniques based on integration of transport layer protocols.

References

Informative references

Attention is drawn to the following places, which may be of interest for search:

Application independent communication protocol aspects or techniques in packet data networks	H04L 69/00
Combined use of TCP and UDP	H04L 69/165

H04L 47/20

Traffic policing

Definition statement

This place covers:

Monitoring network traffic for compliance with a traffic contract and taking steps to enforce that contract at an ingress node. Traffic is monitored, metered and classified as being compliant/ exceeding/violating the contract. The traffic contract can be described through various parameters: committed Information Rate CIR, Committed Burst Size CBS, and Excess Burst Size EBS. To enforce the contract, traffic can be discarded, flow control can be implemented (e.g. leaky buckets, traffic

Definition statement

shaping and token buckets) or traffic can be marked as non-compliant, e.g. setting an ECN flag, DE, DSCP).

References

Informative references

Attention is drawn to the following places, which may be of interest for search:

Ensuring SLA	H04L 41/5019
Network monitoring of the performance of a network communications and QoS parameters	H04L 43/00

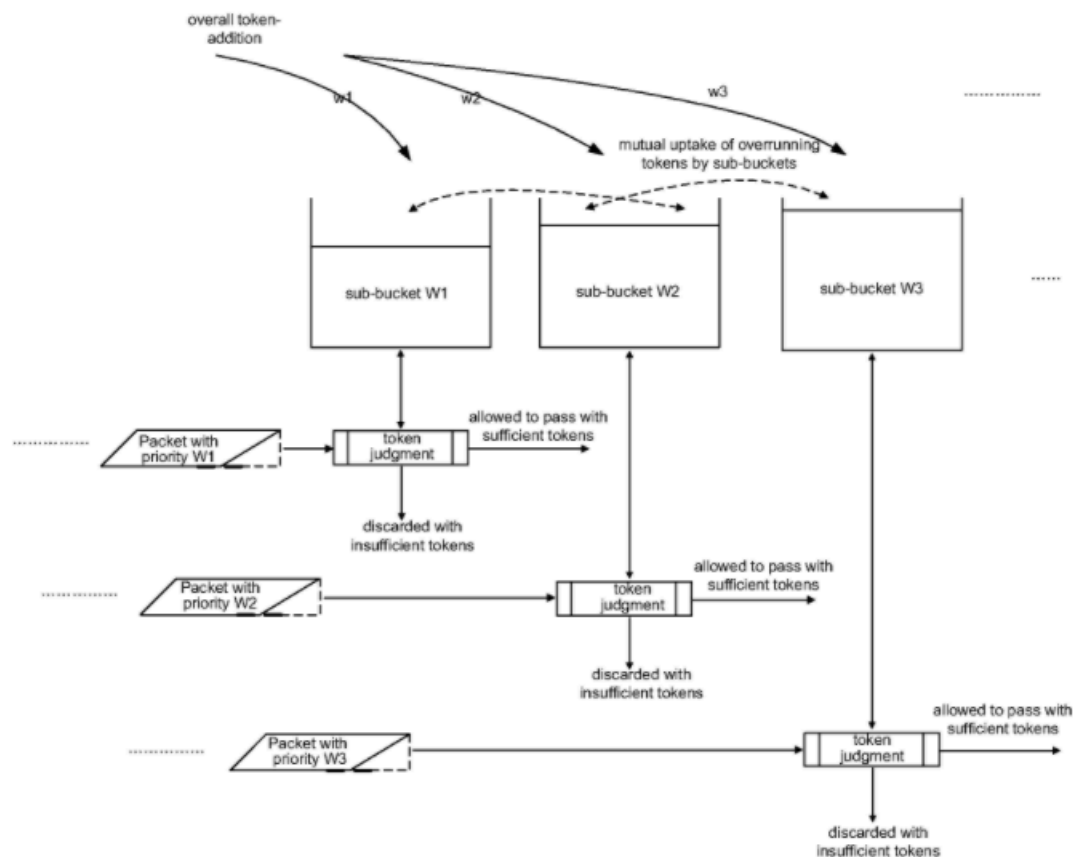
H04L 47/21

using leaky-bucket

Definition statement

This place covers:

A sender's packet is buffered in a leaky bucket. Packets are egressed from the leaky bucket at a constant rate. Consequently, bursty traffic is controlled and egressed as constant rate. Typically, the bucket is a finite queue that outputs at a finite rate.



References

Informative references

Attention is drawn to the following places, which may be of interest for search:

Network monitoring of the performance of a network communications and QoS parameters	H04L 43/00
--	----------------------------

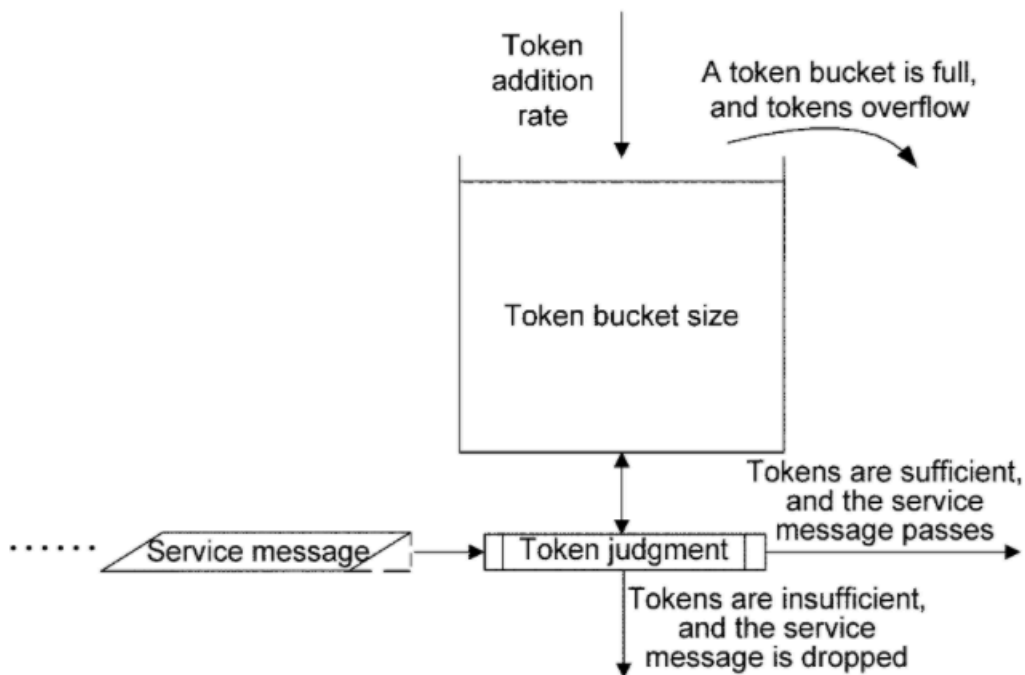
H04L 47/215

using token-bucket

Definition statement

This place covers:

A token bucket extends from the leaky bucket to allow flexibility for bursty traffic. Packets are egressed from the bucket in accordance with a deduction of corresponding tokens. Tokens are replenished at regular intervals.



References

Informative references

Attention is drawn to the following places, which may be of interest for search:

Network monitoring of the performance of a network communications and QoS parameters	H04L 43/00
--	----------------------------

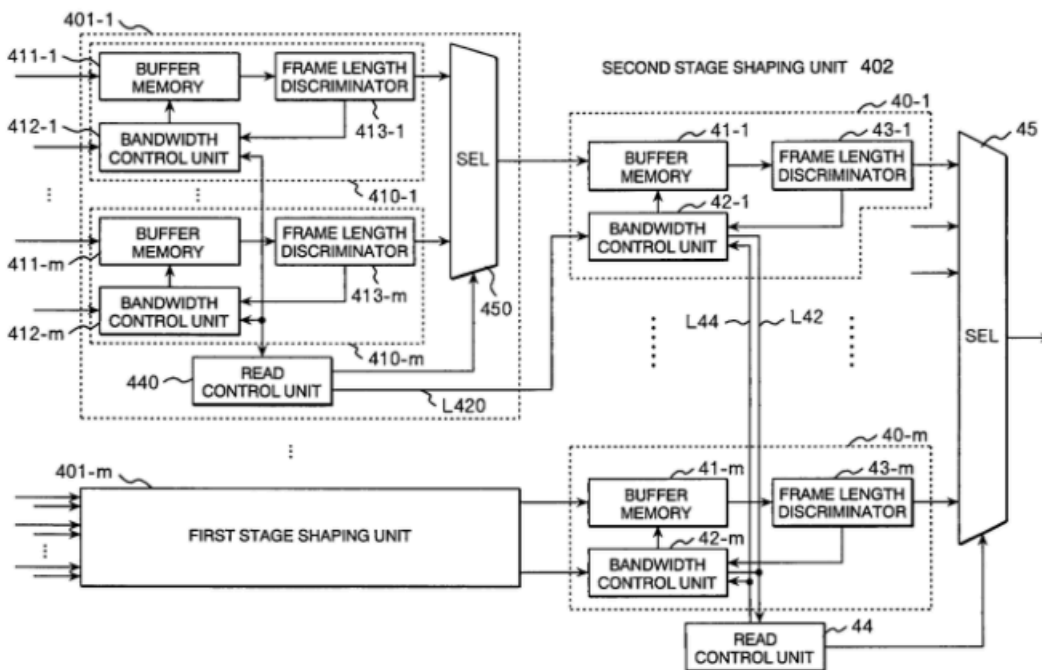
H04L 47/22

Traffic shaping

Definition statement

This place covers:

Traffic shaping (also known as packet shaping) is a bandwidth management technique that delays the flow of certain types of network packets in order to ensure network performance for higher priority applications. Traffic shaping limits the amount of bandwidth that can be consumed by certain types of applications.



References

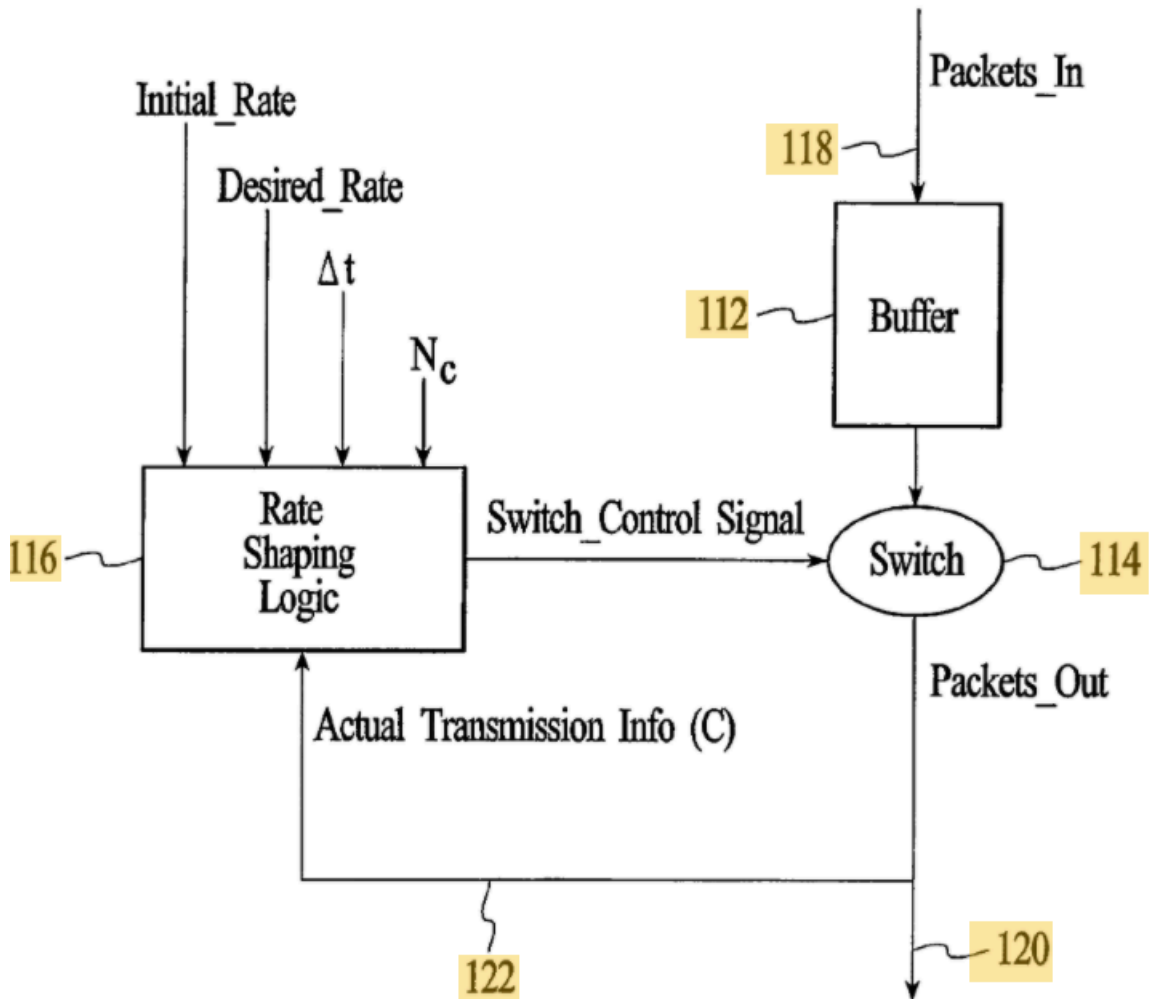
Informative references

Attention is drawn to the following places, which may be of interest for search:

Maintenance or administration or management of packet switching networks	H04L 41/00
Bandwidth or capacity management, i.e. automatically increasing or decreasing capacities, e.g. bandwidth on demand	H04L 41/0896

H04L 47/225**{Determination of shaping rate, e.g. using a moving window}****Definition statement***This place covers:*

The shaping rate throttles the rate of packet transmission by setting a maximum bandwidth as a transmission rate or a maximum percentage of bandwidth for a queue or a forwarding class set.

**FIG. 2****References****Informative references**

Attention is drawn to the following places, which may be of interest for search:

Packet Switching Systems	H04L 49/10
--------------------------	----------------------------

Quality of Service based	H04L 49/205
--------------------------	-----------------------------

H04L 47/23

{Bit dropping}

Definition statement

This place covers:

Relates to voice traffic.

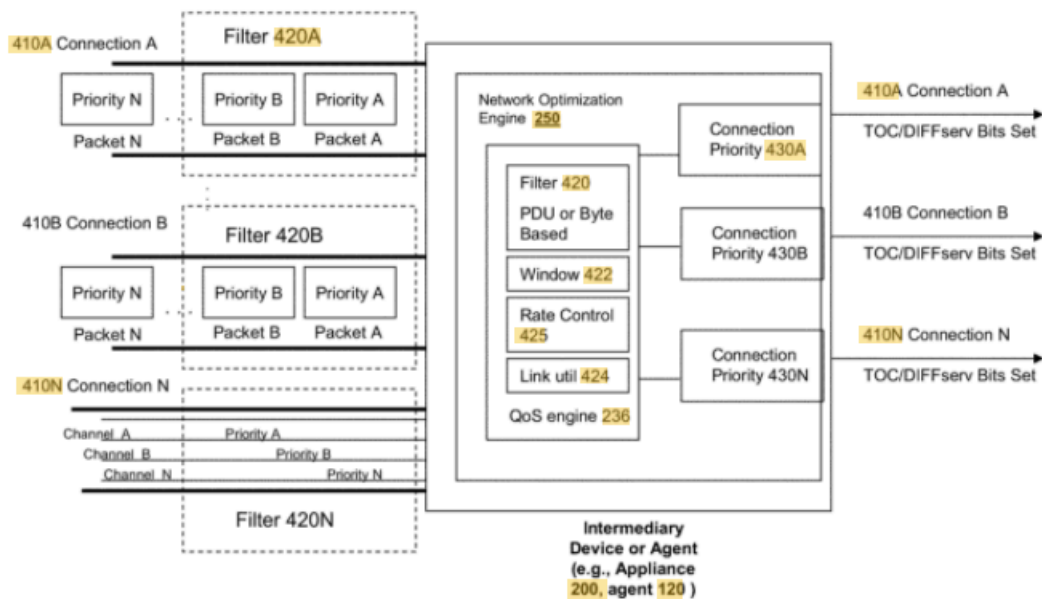
H04L 47/24

Traffic characterised by specific attributes, e.g. priority or QoS

Definition statement

This place covers:

Network arrangements for networked applications for scheduling or organising the servicing of application requests whereby quality of service or priority requirements are taken into account.



H04L 47/2408

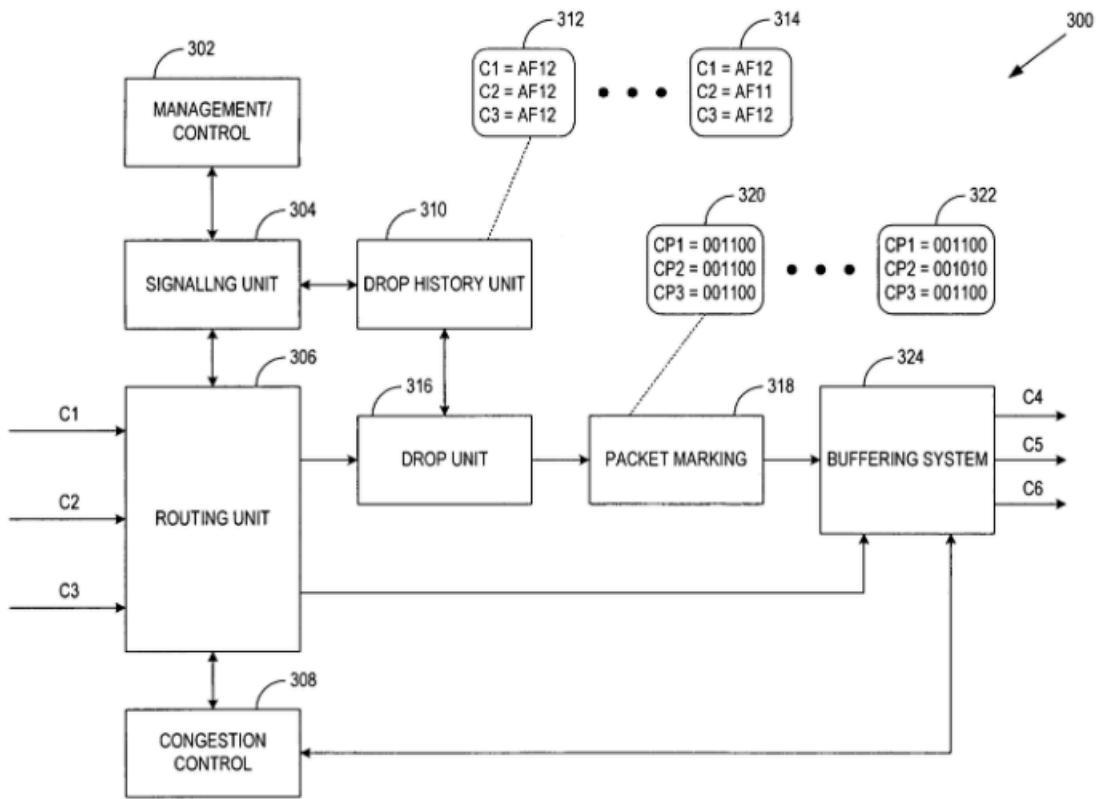
for supporting different services, e.g. a differentiated services [DiffServ] type of service

Definition statement

This place covers:

Diff-Serv or differentiated services. Tags or labels (e.g. Class of Service CoS, Type of Service ToS, DSCP) in the packet header are used to provide a classification category of the type of traffic, wherein

based on the tag or label, the packet receives a particular treatment or QoS in the network, for example: assured, expedited, default forwarding, class selection.



References

Informative references

Attention is drawn to the following places, which may be of interest for search:

Special provisions for routing multiclass traffic	H04L 45/30
Route determination based on requested QoS	H04L 45/302

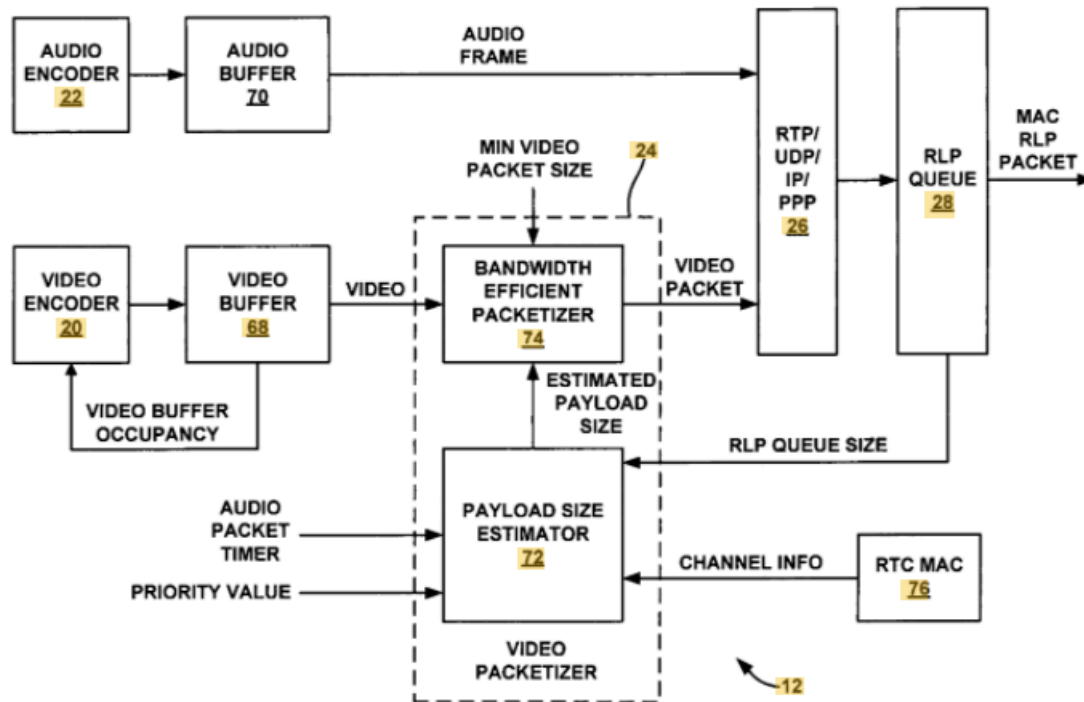
H04L 47/2416

Real-time traffic

Definition statement

This place covers:

Flow control actions in relation to, for example, voice or video traffic.



References

Informative references

Attention is drawn to the following places, which may be of interest for search:

Real-time bi-directional transmission of motion video data	H04N 7/14
Selective content distribution, e.g. interactive television or video on demand [VOD]	H04N 21/00

H04L 47/2425

for supporting services specification, e.g. SLA

Definition statement

This place covers:

Service-level agreements [SLAs] are contracts that specify the performance parameters within which a network service is provided. The SLA might define parameters such as the type of service, data rate, and what the expected performance level is to be in terms of delay, error rate, availability, and network uptime.

References

Informative references

Attention is drawn to the following places, which may be of interest for search:

General aspects of SLA management	H04L 41/5003
Determining service level performance, e.g. measuring SLA quality parameters, determining contract or guarantee violations, response time or mean time between failure [MTBF]	H04L 41/5009
Ensuring SLA	H04L 41/5019

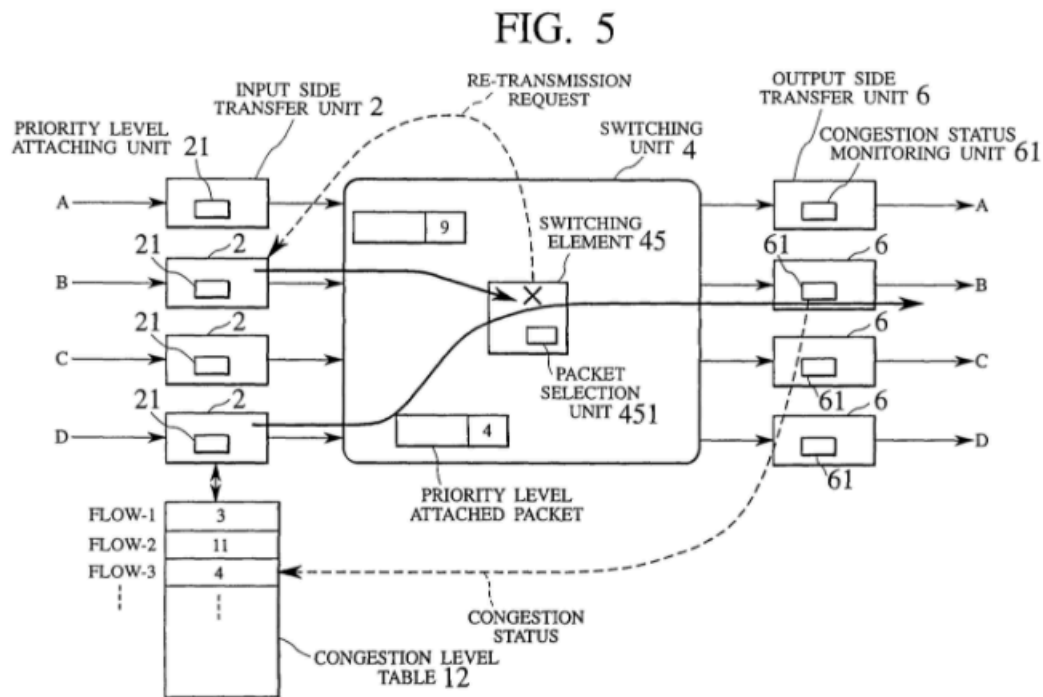
H04L 47/2433

{Allocation of priorities to traffic types}

Definition statement

This place covers:

Congestion avoidance techniques adapted to perform allocation of priorities for each traffic type.



References

Informative references

Attention is drawn to the following places, which may be of interest for search:

Priority, marking, classes	H04L 2012/5651
Quality of Service based	H04L 49/205

H04L 47/2441

relying on flow classification, e.g. using integrated services [IntServ]

Definition statement

This place covers:

IntServ is an architecture that identifies the elements needed to specify and guarantee QoS in networks. IntServ architecture is adapted to determine and classify incoming flows to apply the suitable policy. Every node in the system implements IntServ, and every application that requires some kind of QoS guarantee has to make an individual reservation. Flow specifications describe what the reservation is for, while RSVP is the underlying mechanism to signal it across the network.

This field can be generally applied to the determination of the class of the flow according to a given criteria(e.g. QoS). Queuing actions or corresponding flow control actions can be applied thereafter.

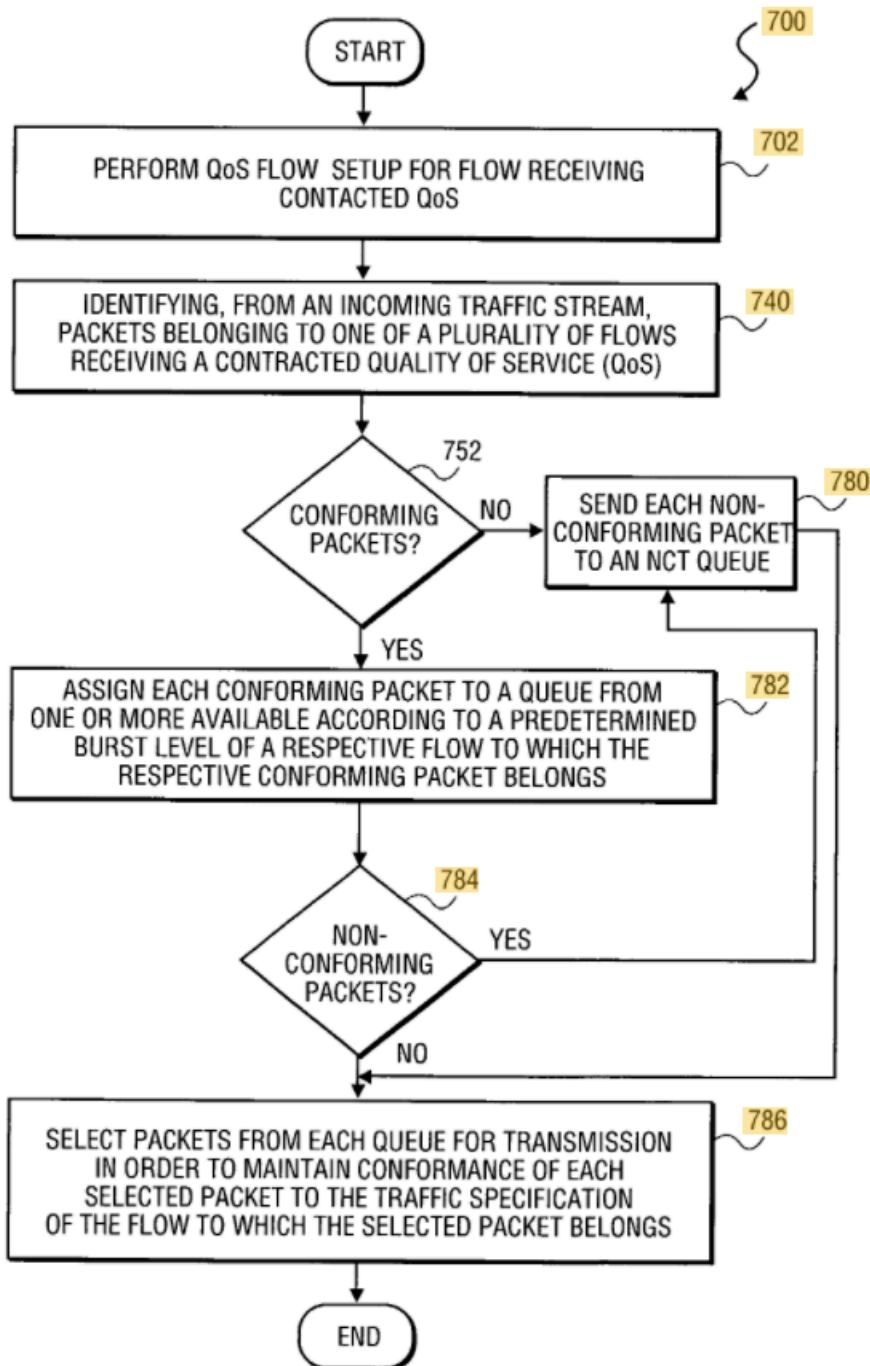


FIG. 9

H04L 47/245

{using preemption}

Definition statement

This place covers:

Higher priority traffic (real-time, critical, public safety) is allowed to take precedence or pre-empt lower priority traffic when being scheduled, queued, allocated resources, or more generally when being communicated through the network.

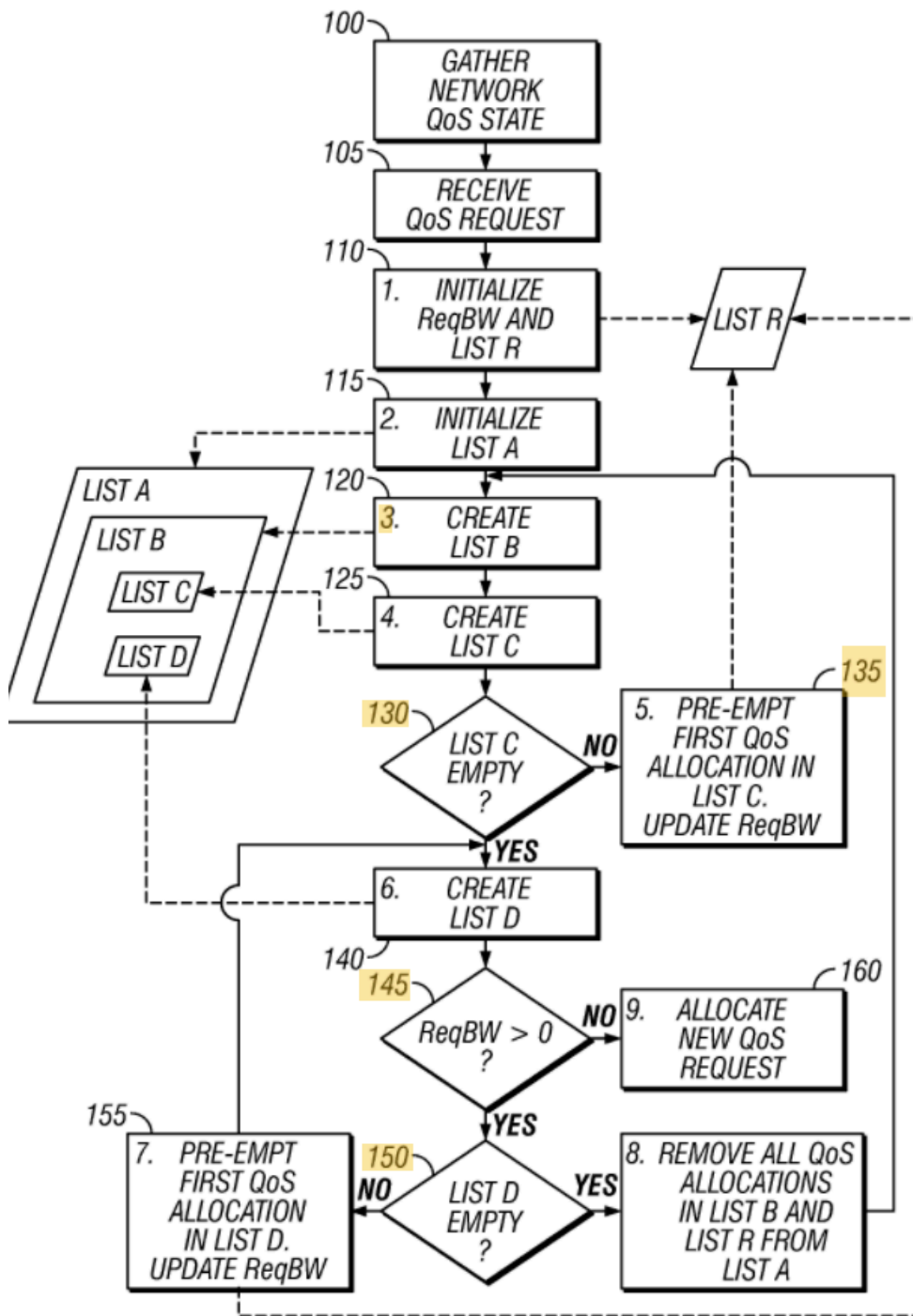


FIG. 2

References

Informative references

Attention is drawn to the following places, which may be of interest for search:

Traffic management, e.g. flow control or congestion control using specific QoS parameters for wireless networks, e.g. QoS class identifier [QCI] or guaranteed bit rate [GBR]	H04W 28/0268
---	------------------------------

H04L 47/2458

{Modification of priorities while in transit}

Definition statement

This place covers:

The priority of the packet is indicated in the packet and the priority in the packet is modified.

H04L 47/2466

using signalling traffic

Definition statement

This place covers:

The priority indicated within the packet is not modified; rather priority is applied to signalling traffic, ACKs, etc.

References

Informative references

Attention is drawn to the following places, which may be of interest for search:

Scheduling and prioritising arrangements	H04L 1/1854
Route determination for signalling traffic	H04L 45/304
Network-specific arrangements or communication protocols supporting networked applications for the provision of proxy services, e.g. intermediate processing or storage in the network for providing operational support to end devices by emulation, e.g. when they are unavailable, or by off-loading in the network	H04L 67/59
Adaptation of TCP data exchange control procedures	H04L 69/163

H04L 47/2475

for supporting traffic characterised by the type of applications

Definition statement

This place covers:

Flow control actions that take into consideration the type of application.

References

Informative references

Attention is drawn to the following places, which may be of interest for search:

Special provisions for routing multiclass traffic	H04L 45/30
Header parsing or analysis	H04L 69/22

H04L 47/2483

involving identification of individual flows

Definition statement

This place covers:

Techniques to identify different flow types and apply flow control accordingly. Analysis of the packet header 5-tuple or statistical analysis of packets can be used to infer the particular flow type, e.g. small constant sized packets are indicative of voice.

Flow types include: Aggregated flows, Elephant or macro flows comprised of flowlets, sub-flows, mice flows, suspect or suspicious flows, audio, video etc.

References

Informative references

Attention is drawn to the following places, which may be of interest for search:

Enhancement of application control based on intercepted application data	H04L 67/564
Header parsing or analysis	H04L 69/22

H04L 47/2491

Mapping quality of service [QoS] requirements between different networks

Definition statement

This place covers:

Conversion of IP TOS to QCI.

References

Informative references

Attention is drawn to the following places, which may be of interest for search:

Arrangements for connecting between networks having differing types of switching systems, e.g. gateways	H04L 12/66
Interdomain routing	H04L 45/04
Traffic management, e.g. flow control or congestion control	H04W 28/02
Traffic management, e.g. flow control or congestion control based on communication conditions	H04W 28/0231
Negotiating wireless communication parameters	H04W 28/18
Negotiating SLA [Service Level Agreement]; Negotiating QoS [Quality of Service]	H04W 28/24

H04L 47/25

with rate being modified by the source upon detecting a change of network conditions

Definition statement

This place covers:

Autonomous determination of congestion by the source endpoint in which there is no explicit feedback. Every source terminal or source node is able to determine the evolution of the congestion, e.g. by determining ACK packet loss or using techniques covered in other groups, such as [H04L 47/50](#) or [H04L 47/70](#).

H04L 47/26

using explicit feedback to the source, e.g. choke packets

Definition statement

This place covers:

The source endpoint is requested by the destination endpoint to apply rate correction actions. Explicit feedback can include feedback reports, e.g. RTCP, choke packets, e.g. a packet sent by a node to the source to inform it of congestion. Each router monitors its resources and the utilization at each of its output lines. Whenever the resource utilization exceeds the threshold value, which is set by the administrator, the router directly sends a choke packet to the source giving it a feedback to reduce the traffic. The intermediate nodes through which the packets have travelled are not warned about congestion.

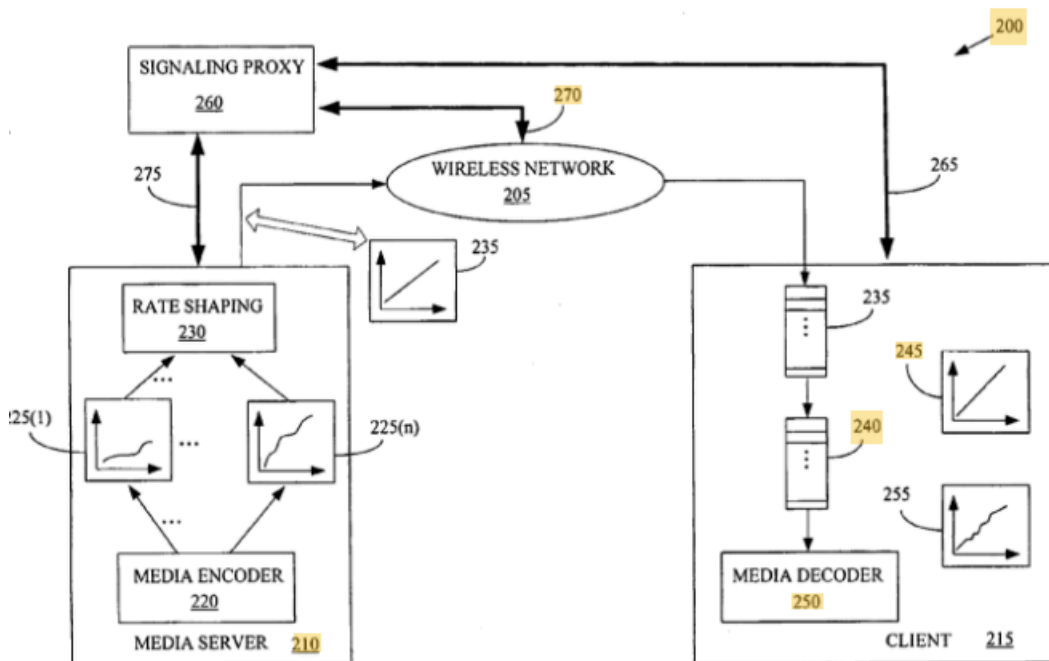


Figure 2

References

Informative references

Attention is drawn to the following places, which may be of interest for search:

Monitoring of the downstream path of the transmission network, e.g. bandwidth available	H04N 21/2402
Controlling the complexity of the video stream, e.g. by scaling the resolution or bitrate of the video stream based on the client capabilities	H04N 21/2662
Traffic management, e.g. flow control or congestion control based on conditions of the access network or the infrastructure network	H04W 28/0247
Traffic management, e.g. flow control or congestion control using buffer status reports	H04W 28/0278

H04L 47/263

Rate modification at the source after receiving feedback

Definition statement

This place covers:

Techniques for flow control in which source is adapted to modify its transmission rate after receiving feedbacks.

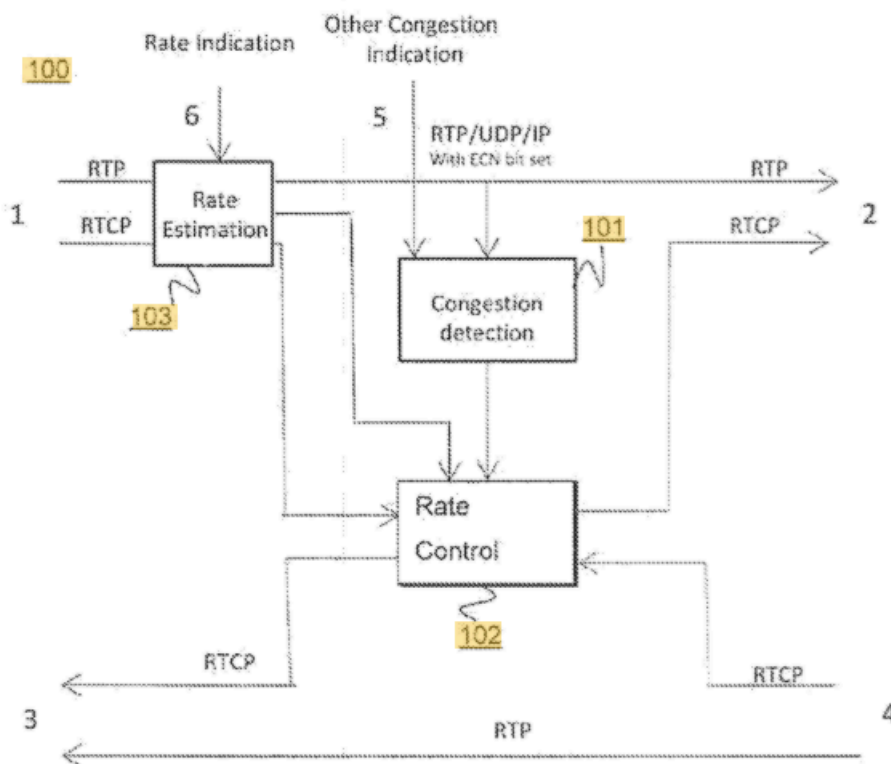


Figure 3

References

Informative references

Attention is drawn to the following places, which may be of interest for search:

Reallocation of resources, renegotiation of resources, e.g. in-call triggered by the end-points	H04L 47/765
Backpressure	H04L 49/506
Flow control between communication endpoints	H04W 28/10

H04L 47/265

sent by intermediate network nodes

Definition statement

This place covers:

Rate modification at intermediate network nodes on behalf of the source node.

H04L 47/266

{Stopping or restarting the source, e.g. X-on or X-off}

Definition statement

This place covers:

Flow control action is based on interrupting the source of packet transmission until congestion is alleviated.

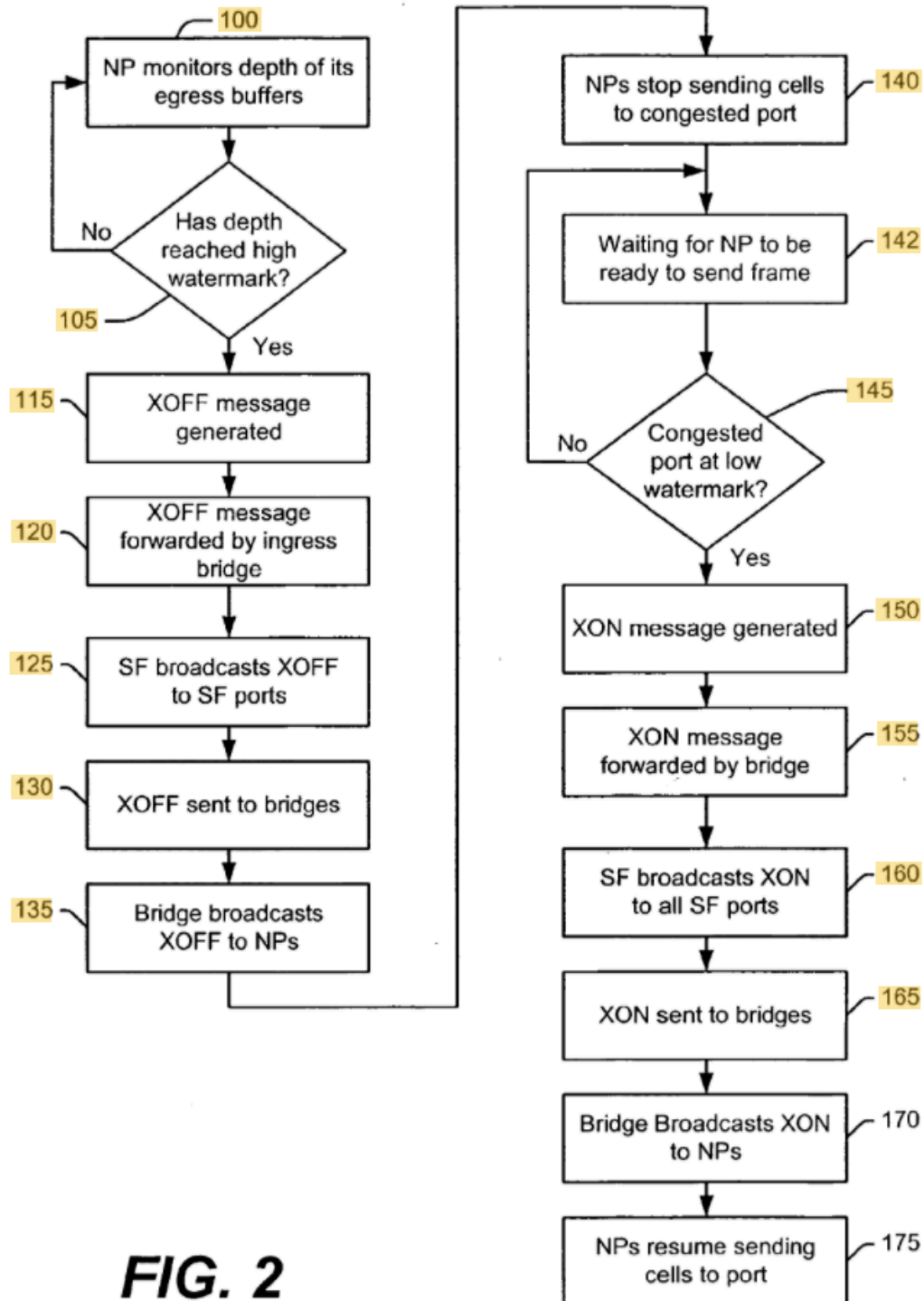


FIG. 2

H04L 47/267

sent by the destination endpoint (network streaming of media packets with control of the source by the destination [H04L 65/613](#))

Definition statement

This place covers:

The destination node is adapted to send explicit feedback to the source node.

References

Limiting references

This place does not cover:

Network streaming of media packets with control of the source by the destination	H04L 65/613
--	-----------------------------

H04L 47/27

Evaluation or update of window size, e.g. using information derived from acknowledged [ACK] packets

Definition statement

This place covers:

Recalculation of the congestion window to adapt to the network or destination endpoint situation.

This code is not meant for all documents that concerns windows based flow control.

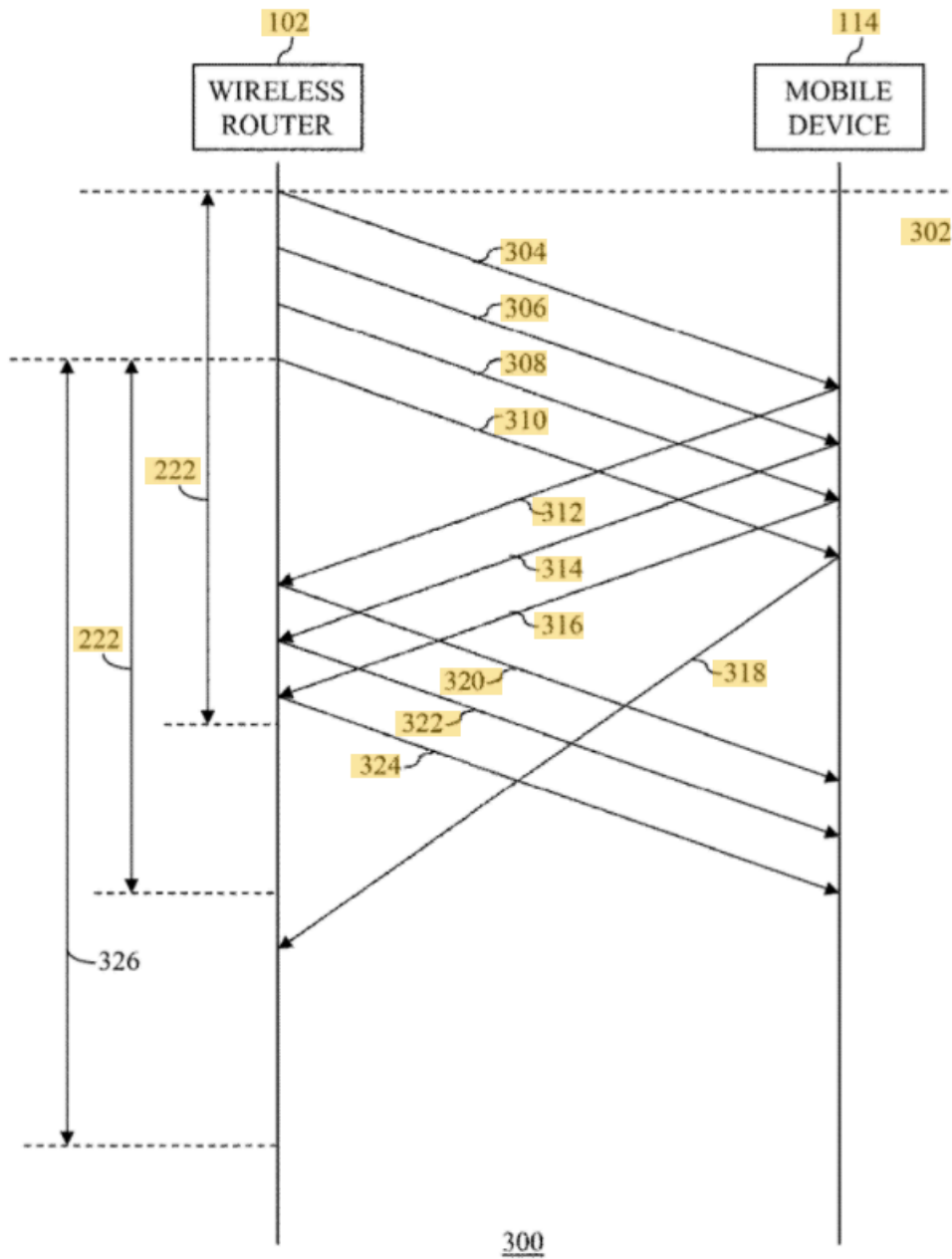


FIG. 3

References

Informative references

Attention is drawn to the following places, which may be of interest for search:

Sliding window management	H04L 1/187
Adaptation of TCP data exchange control procedures	H04L 69/163

H04L 47/28

in relation to timing considerations

Definition statement

This place covers:

Flow control techniques taking into account time parameters, e.g. delays, latencies.

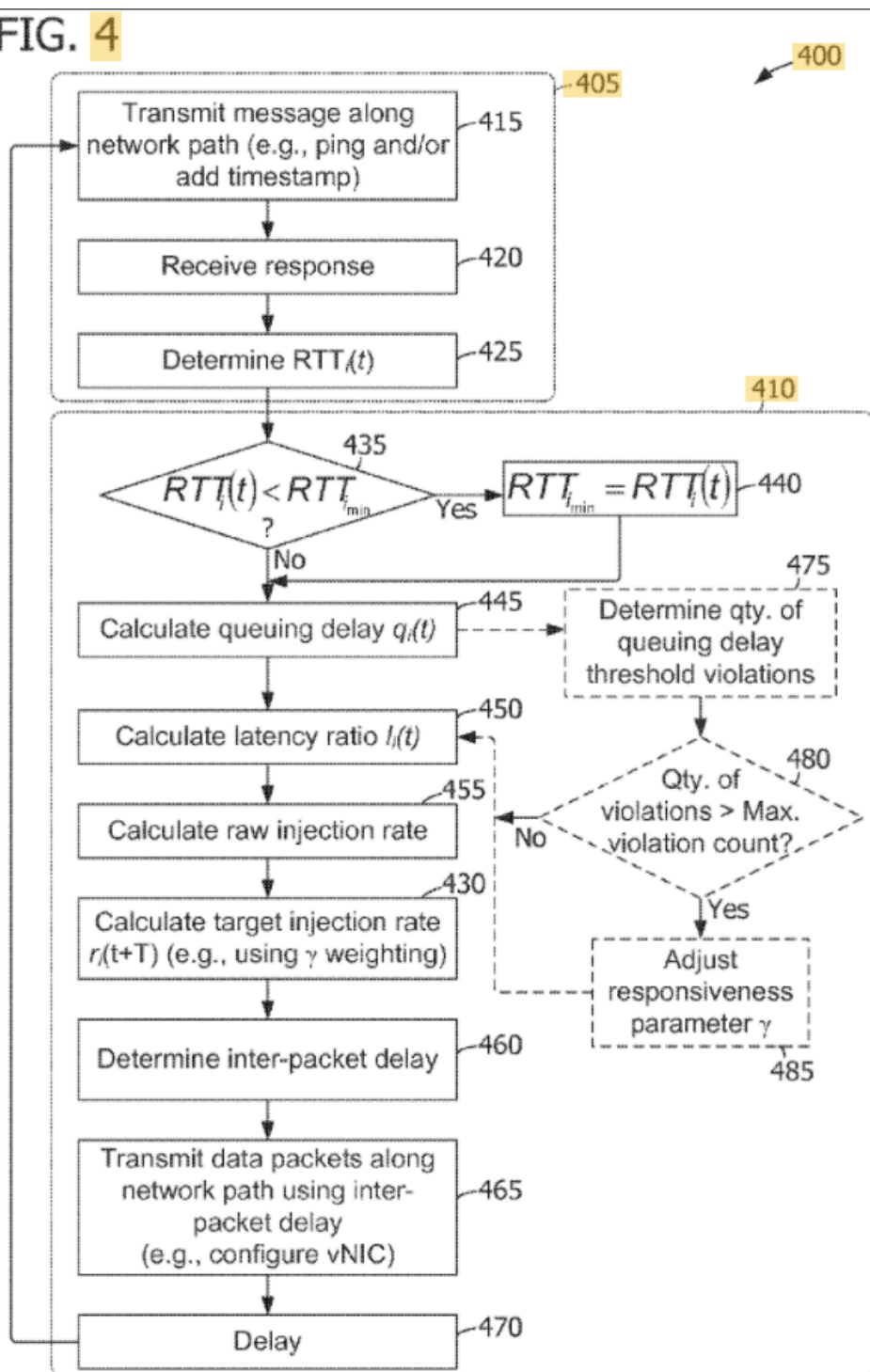
H04L 47/283

in response to processing delays, e.g. caused by jitter or round trip time [RTT]

Definition statement

This place covers:

Flow control techniques taking into account processing delays.

FIG. 4

References

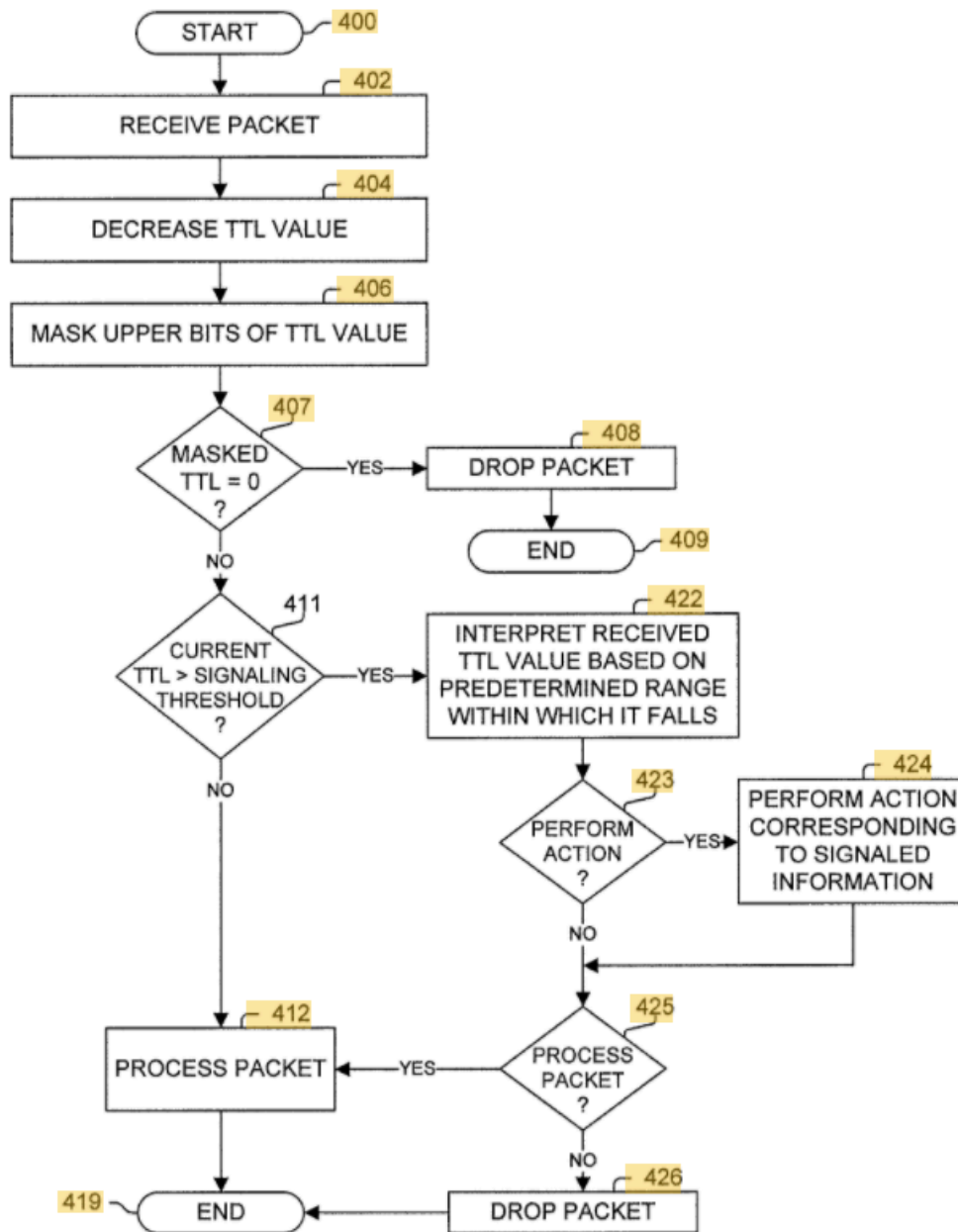
Informative references

Attention is drawn to the following places, which may be of interest for search:

Network monitoring of the performance of a network communications and QoS parameters	H04L 43/00
Delay	H04L 43/0852
Round trip delays	H04L 43/0864

H04L 47/286**{Time to live}****Definition statement***This place covers:*

Flow control techniques based on TTL.

**FIGURE 4**

References

Informative references

Attention is drawn to the following places, which may be of interest for search:

Hop count for routing TTL	H04L 45/20
Self-organising networks, e.g. ad-hoc networks or sensor networks	H04W 84/18

H04L 47/29

{using a combination of thresholds}

Definition statement

This place covers:

Using plural thresholds triggering different actions when they are reached, for example, hysteresis.

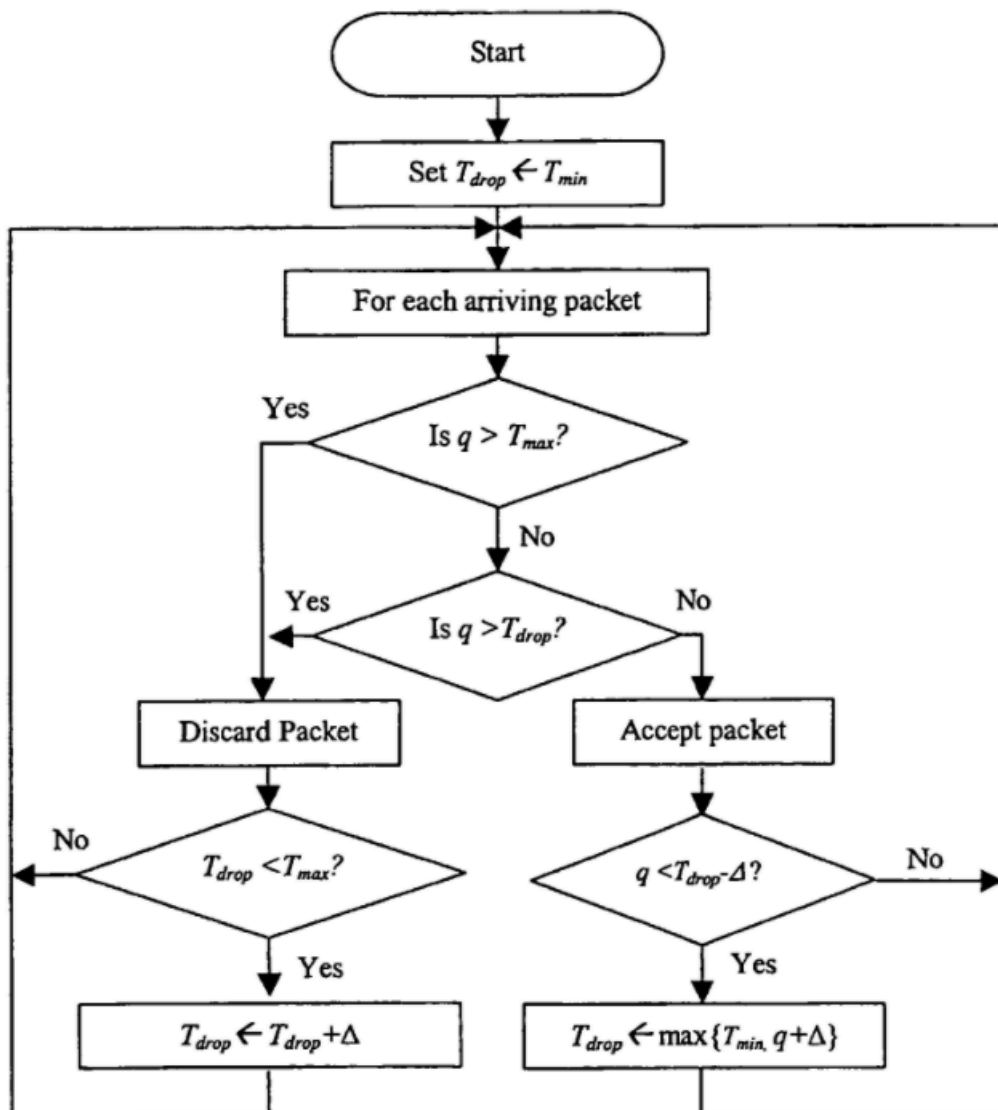


Figure 5

References

Informative references

Attention is drawn to the following places, which may be of interest for search:

Network monitoring of the performance of a network communications and QoS parameters	H04L 43/00
--	----------------------------

H04L 47/30

in combination with information about buffer occupancy at either end or at transit nodes

Definition statement

This place covers:

Flow control techniques taking into account buffer occupancy of nodes toward destination.

When giving this code, it is important to add the end-to-end or hop-by-hop codes if the feature is present.

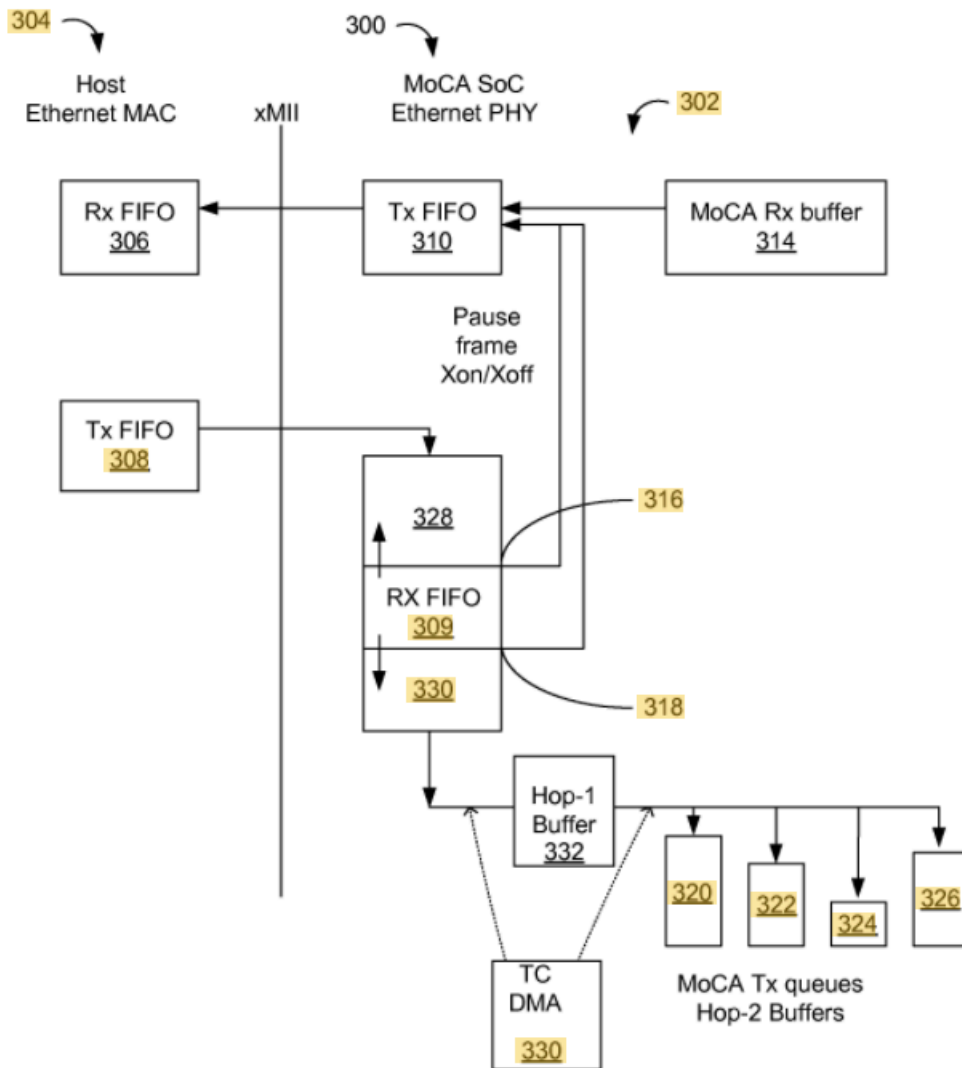


Fig. 3

References

Informative references

Attention is drawn to the following places, which may be of interest for search:

Flow control or congestion control with hop by hop codes	H04L 47/17
Flow control or congestion control with end to end codes	H04L 47/18
Queueing arrangements many subclasses relating to buffers	H04L 49/90
Wireless buffer status reports	H04W 28/0278

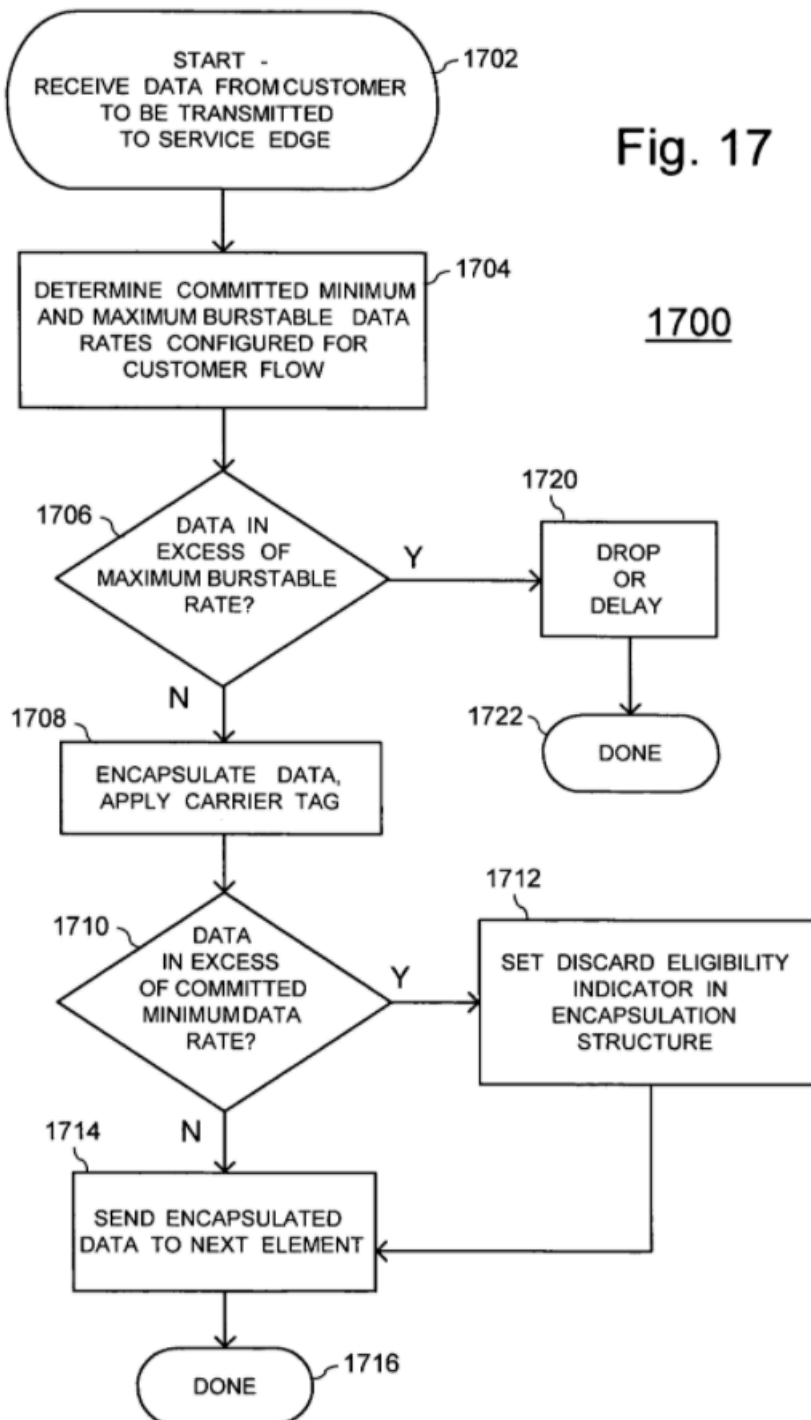
H04L 47/31

by tagging of packets, e.g. using discard eligibility [DE] bits

Definition statement

This place covers:

Flow control techniques using tagging of packets.



H04L 47/32

by discarding or delaying data units, e.g. packets or frames

Definition statement

This place covers:

Using discard policies for preventing congestion, e.g. partially discarding corrupted, excessively delayed or non-critical packets.

References

Informative references

Attention is drawn to the following places, which may be of interest for search:

One way delays	H04L 43/0858
Flow control between communication endpoints	H04W 28/10

H04L 47/323

{Discarding or blocking control packets, e.g. ACK packets}

Definition statement

This place covers:

Techniques for preventing congestion related to acknowledgment. Since acknowledgements are also the part of the load in network, the acknowledgment policy imposed by the receiver may also affect congestion. The receiver should send acknowledgement for N packets rather than sending acknowledgement for a single packet. The receiver should send an acknowledgment only if it has to send a packet or a timer expires.

Special actions on ACK traffic not related to delay or discard are classified in [H04L 47/2466](#).

H04L 47/326

{with random discard, e.g. random early discard [RED]}

Definition statement

This place covers:

Flow control actions by using random early detection [RED], also known as random early discard or random early drop, e.g. queuing discipline for a network scheduler suited for congestion avoidance.

Various discard algorithms include: Weighted random early detection [WRED]; adaptive RED or active RED [ARED]; and Robust random early detection [RRED].

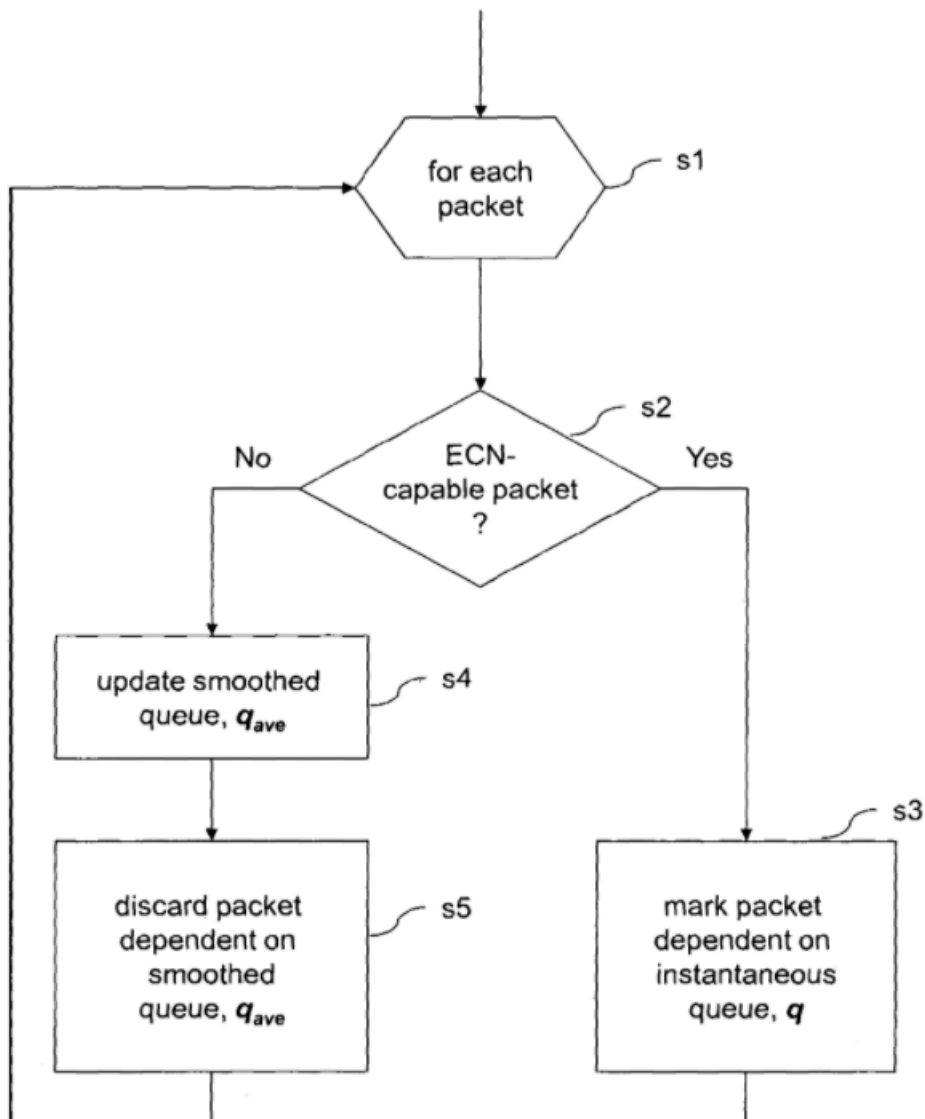


Figure 7 – Flow diagram for AQM with smoothed loss signalling but instantaneous ECN signalling

References

Informative references

Attention is drawn to the following places, which may be of interest for search:

Network monitoring of the performance of a network communications and QoS parameters	H04L 43/00
Packet Switching Systems	H04L 49/10
Queueing in packet switching networks	H04L 49/90

H04L 47/33

using forward notification

Definition statement

This place covers:

Communication of the congestion information to the destination terminal. This is a kind of feedback to the destination.

H04L 47/34

ensuring sequence integrity, e.g. using sequence numbers

Definition statement

This place covers:

Flow control actions in combination with ensuring sequence integrity.

References

Informative references

Attention is drawn to the following places, which may be of interest for search:

Arrangements for connecting between networks having differing types of switching systems, e.g. gateways	H04L 12/66
Alternate routing	H04L 45/22
Queuing arrangements	H04L 49/90

H04L 47/35

by embedding flow control information in regular packets, e.g. piggybacking

Definition statement

This place covers:

Flow control actions adapted to embedding specific flow control packets in data traffic packets.

H04L 47/36

by determining packet size, e.g. maximum transfer unit [MTU]

Definition statement

This place covers:

Flow control actions in combination with packet size determination, sometimes performed at the beginning of the communication.

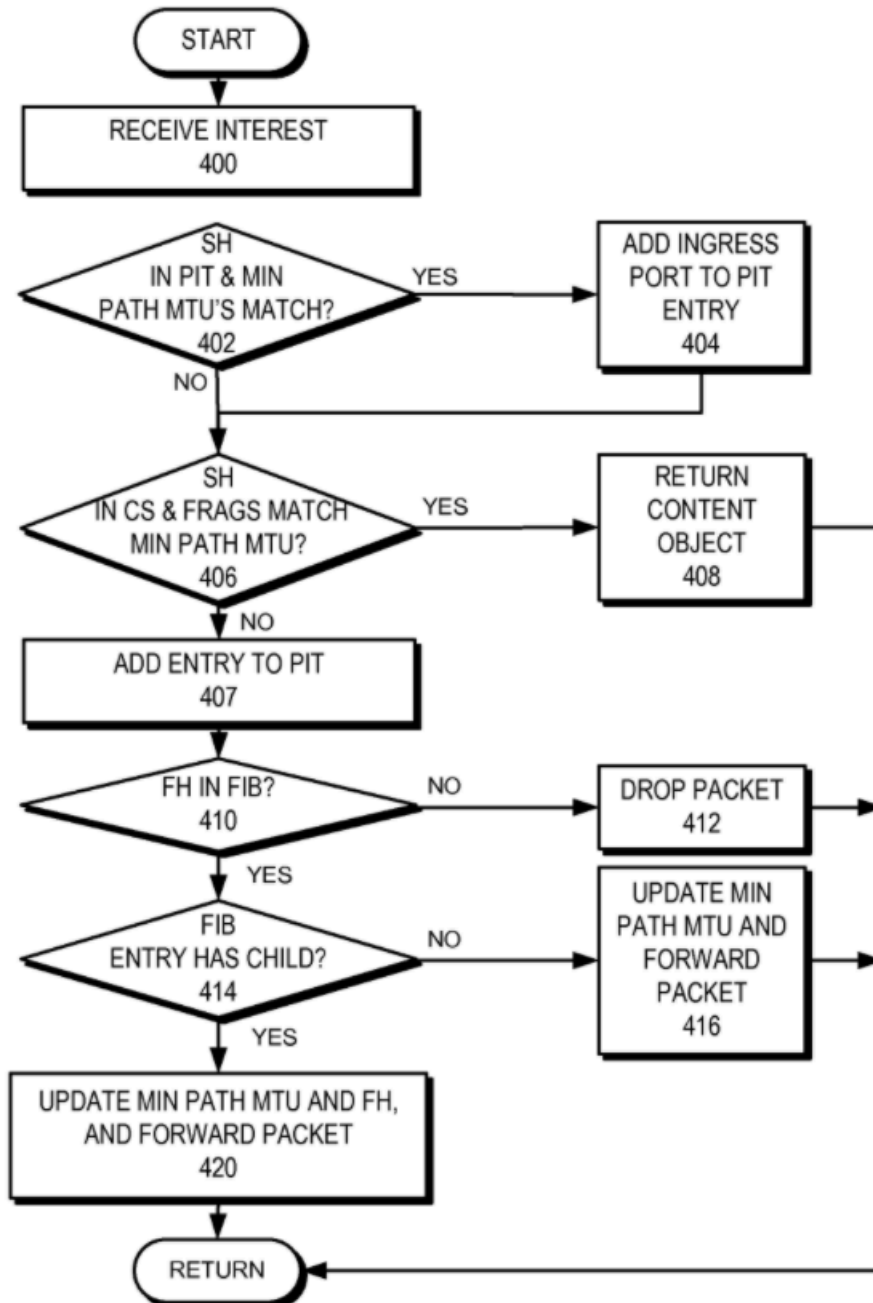


FIG. 4

References

Informative references

Attention is drawn to the following places, which may be of interest for search:

Routing based on monitoring results	H04L 45/70
IP fragmentation or TCP segmentation aspects	H04L 69/166

H04L 47/365

{Dynamic adaptation of the packet size}

Definition statement

This place covers:

Dynamic adaptation of the packet size during communication.

H04L 47/37

{Slow start}

Definition statement

This place covers:

Modification of the starting window. This specific feature of TCP could appear in any other environment.

This code is used when the document describes an evolution from the standard procedure.

References

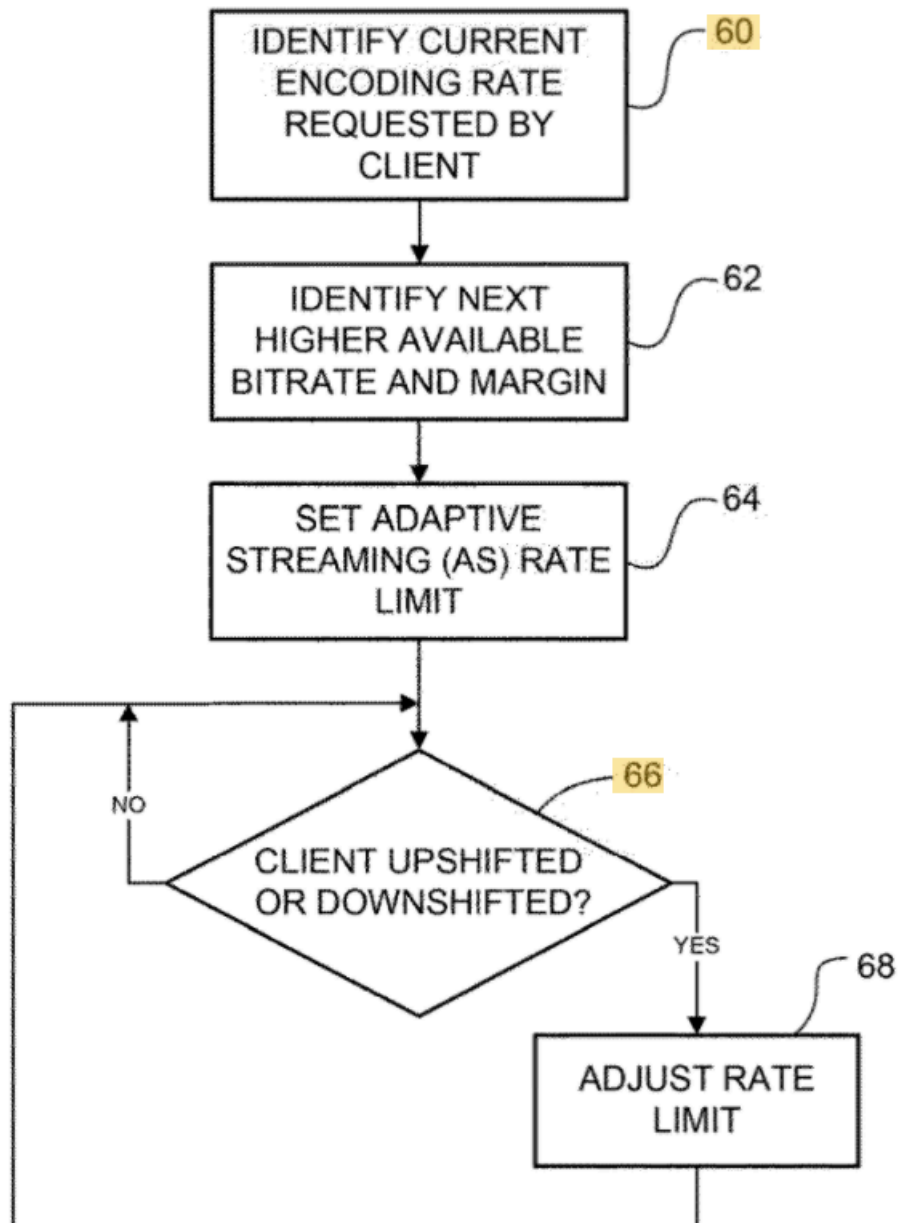
Informative references

Attention is drawn to the following places, which may be of interest for search:

Adaptation of TCP data exchange control procedures	H04L 69/163
--	-----------------------------

H04L 47/38**by adapting coding or compression rate****Definition statement***This place covers:*

Flow control actions in combination with adapting coding or compression rates, e.g. in video transmission with the purpose of adapting the multimedia signal to the receiving terminal.

**FIGURE 4**

References

Informative references

Attention is drawn to the following places, which may be of interest for search:

Media handling, encoding, streaming or conversion	H04L 65/60
Content on demand	H04L 65/612
Controlling the feeding rate to the network, e.g. by controlling the video pump	H04N 21/23805

H04L 47/39

{Credit based}

Definition statement

This place covers:

Flow control actions in combination with credits indicating availability or available buffer space of the receiver. Before data can be forwarded over a link, the sender needs to receive credits from the receiver.

At various times, the receiver sends credits to the sender indicating availability of buffer space for receiving data.

H04L 47/40

using split connections

Definition statement

This place covers:

Using a performance enhancing proxy access node that divides the end-to-end TCP connection between the client and the server into a multi-overlay-hop path where each overlay hop is an

independent TCP connection, such that the RTT of each overlay hop is lower than the direct RTT between A and B, e.g. TCP splitting.

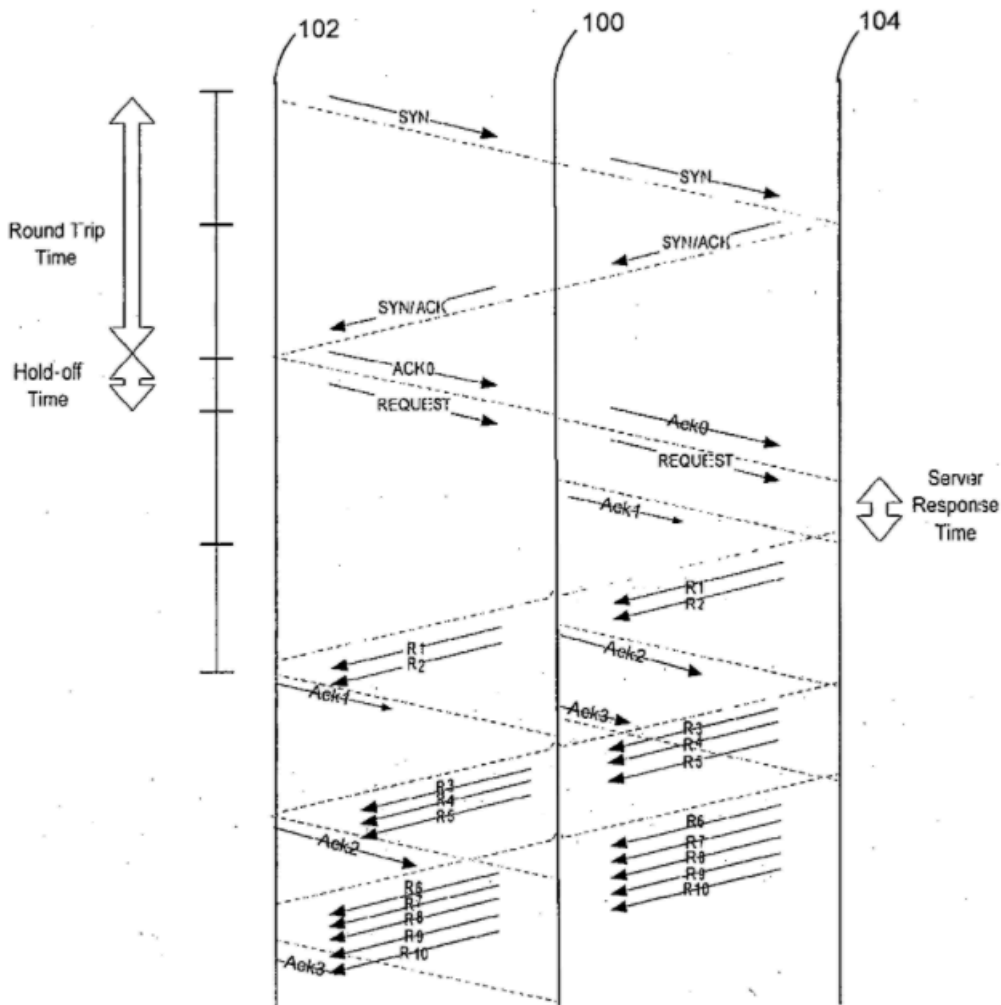


Figure 4

H04L 47/41

by acting on aggregated flows or links

Definition statement

This place covers:

Flow control actions are applied to a bundle of links with the purpose of achieving an aggregate result. Corrective actions are applied to a set of links or flows corresponding to the same logical or physical entity.

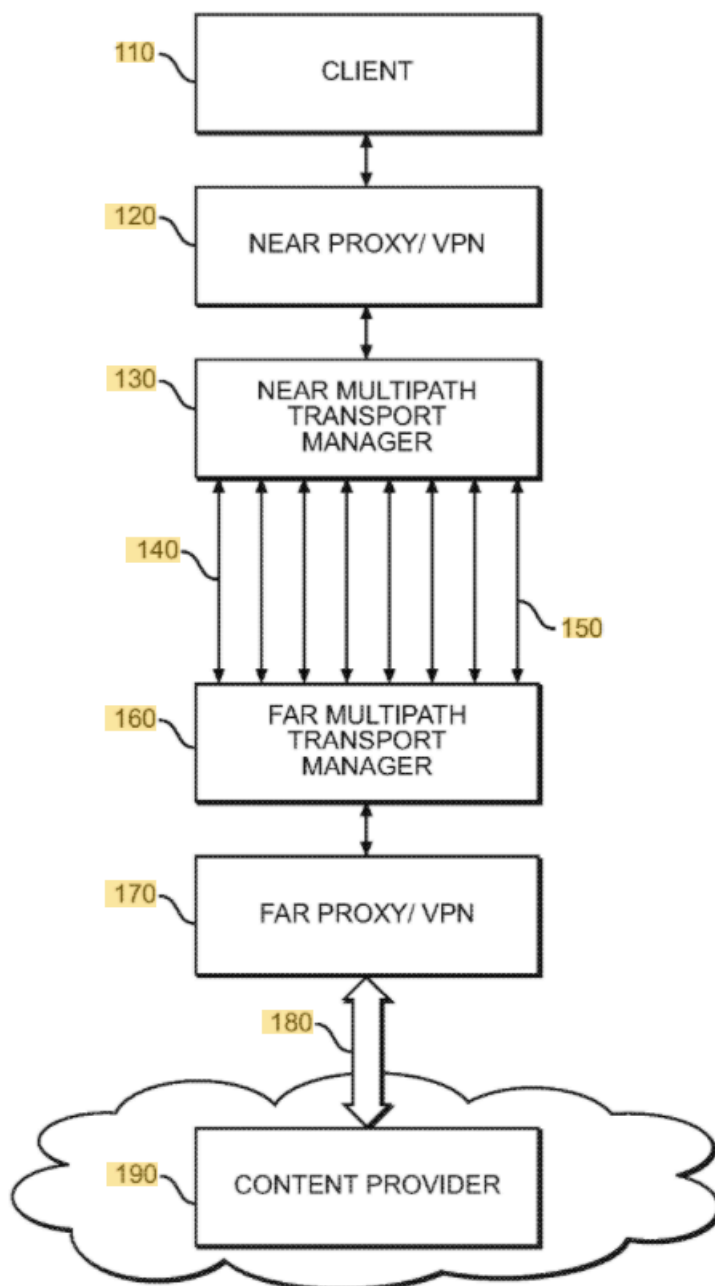


FIG. 1

References

Informative references

Attention is drawn to the following places, which may be of interest for search:

Link aggregation, e.g. trunking	H04L 45/245
---------------------------------	-----------------------------

H04L 47/43

Assembling or disassembling of packets, e.g. segmentation and reassembly [SAR]

Definition statement

This place covers:

Flow control actions in combination with assembling or disassembling of packets.

H04L 47/431

using padding or de-padding

Definition statement

This place covers:

Flow control actions in combination with padding or de-padding of packets.

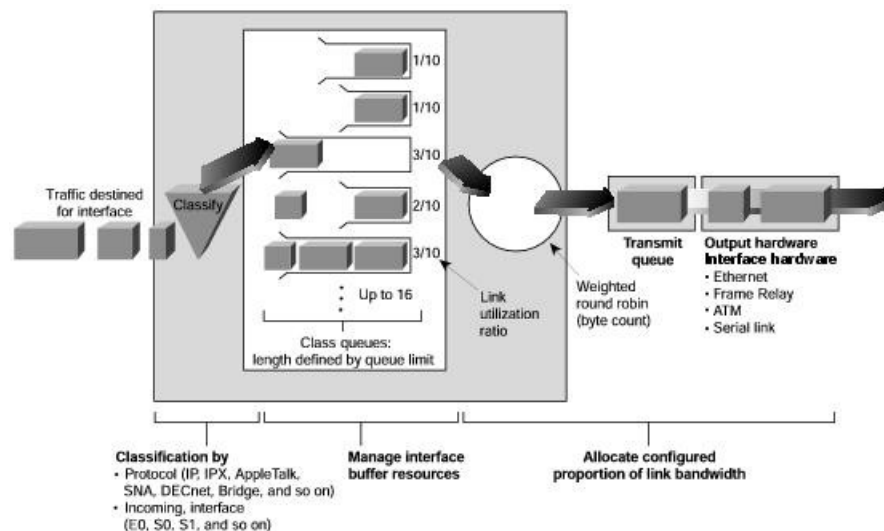
H04L 47/50

Queue scheduling

Definition statement

This place covers:

Packet scheduling when multiple queues are competing to transmit packets on a common link. A typical example of queue scheduling is illustrated below.



References

Informative references

Attention is drawn to the following places, which may be of interest for search:

Packet Switching Systems	H04L 49/10
Input queuing	H04L 49/3018
Output queuing	H04L 49/3027
Shared queuing	H04L 49/3036
Virtual queuing	H04L 49/3045
Policing	H04L 49/503
Head of Line Blocking Avoidance	H04L 49/508
Queueing and buffering in packet switching networks	H04L 49/90
Plurality of buffers per packet	H04L 49/9021
Common buffer combined with individual queues	H04L 49/9036

H04L 47/52

by attributing bandwidth to queues

Definition statement

This place covers:

Scheduling policies that schedule the transmission of the data stored in the queue(s) taking into account the bandwidth consumed by the data. Such scheduling policies aim at optimizing the use of

system bandwidth, by scheduling transmissions that neither underutilize nor saturate the transmission medium.

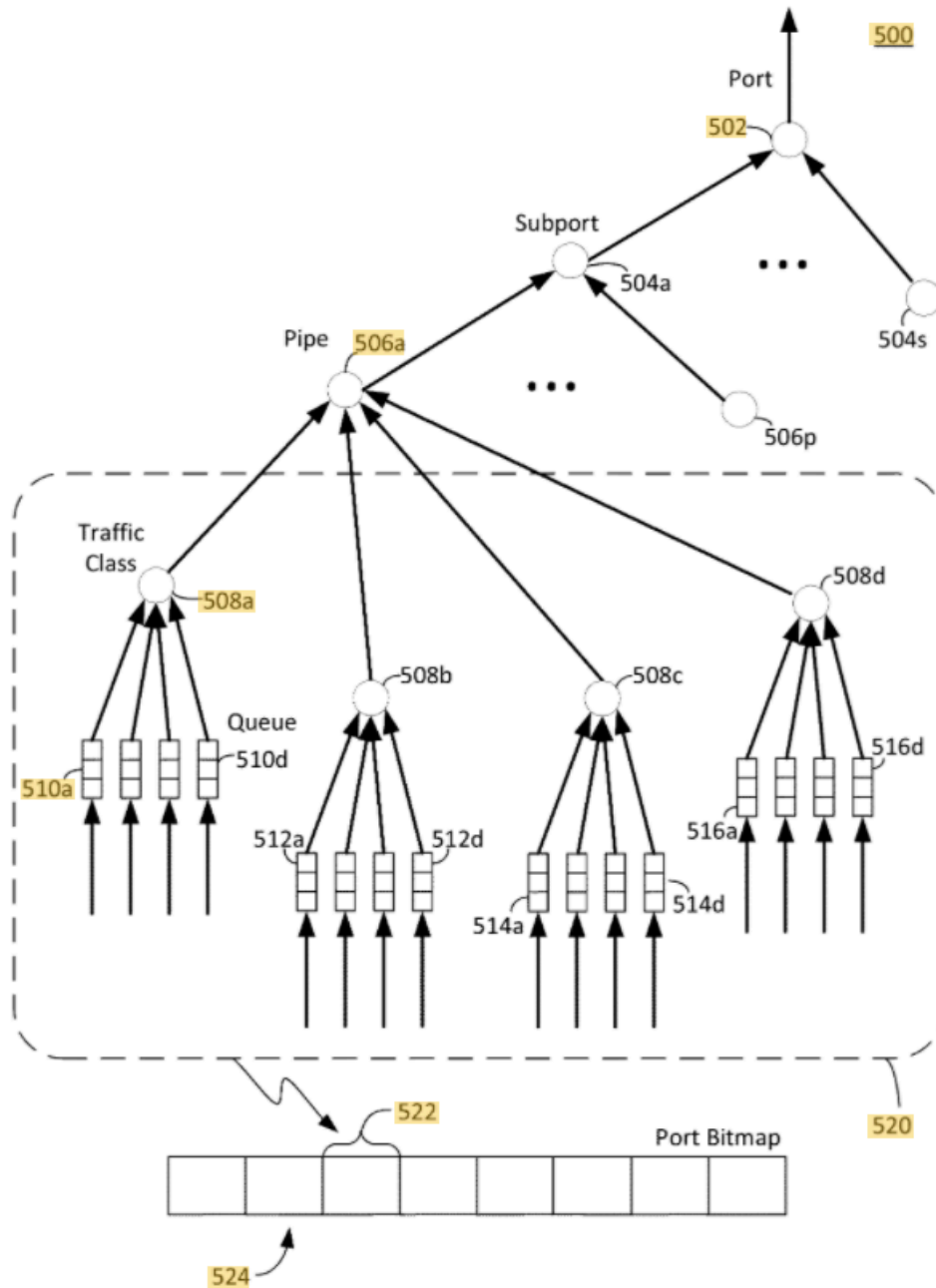


FIG. 5

References

Informative references

Attention is drawn to the following places, which may be of interest for search:

Bandwidth or capacity management, i.e. automatically increasing or decreasing capacities, e.g. bandwidth on demand	H04L 41/0896
--	------------------------------

H04L 47/521

{Static queue service slot or fixed bandwidth allocation}

Definition statement

This place covers:

Data in each queue are assured a portion of the total bandwidth as in the Weighted Fair Queueing scheduling method (see [H04L 47/56](#)) or the queue service slot (meaning the time that a queue is active each round) is fixed.

H04L 47/522

{Dynamic queue service slot or variable bandwidth allocation}

Definition statement

This place covers:

Schedulers which adapt the queue service slot (the time that a queue is active each round) or the bandwidth allocation in each service round based on different parameters. The queue service order can be fixed or variable and is classified under the group [H04L 47/62](#).

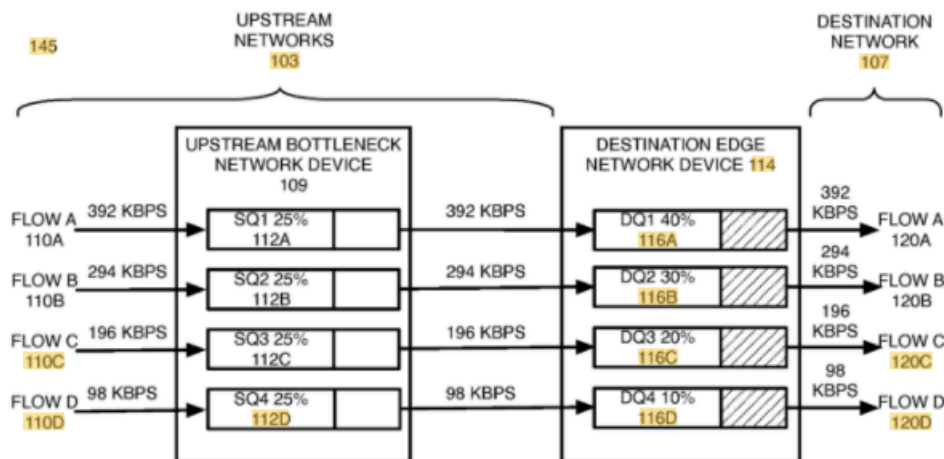


FIG. 1D

H04L 47/524

{Queue skipping}

Definition statement

This place covers:

[H04L 47/524](#) is a special case of [H04L 47/522](#), wherein the scheduler does not assign any bandwidth to a given queue.

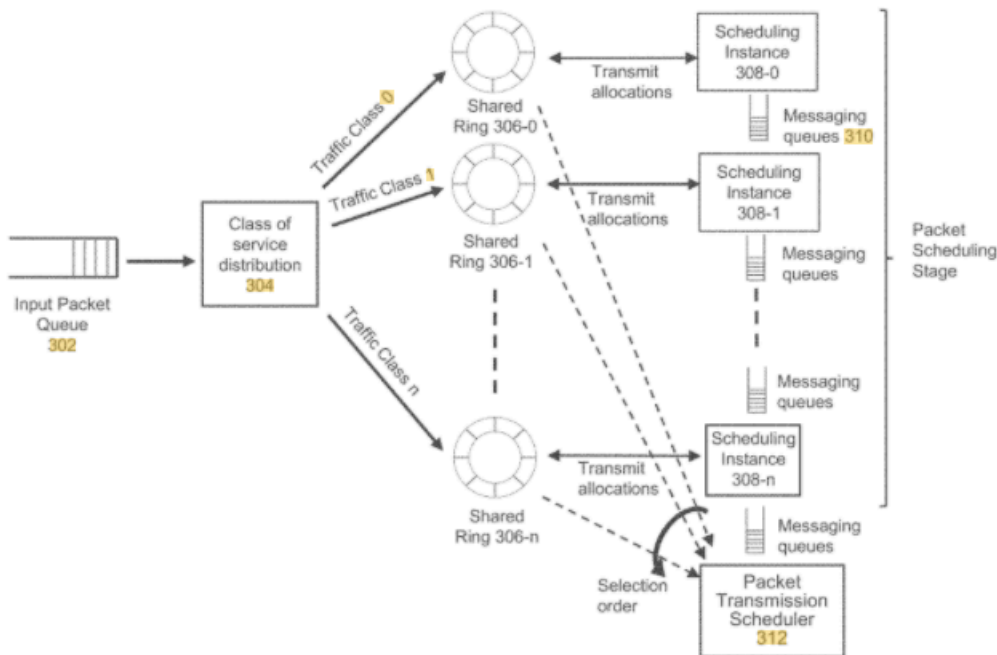
H04L 47/525

by redistribution of residual bandwidth

Definition statement

This place covers:

In this case, there is a minimum guaranteed bandwidth per each queue and the residual bandwidth is redistributed among the queues.



H04L 47/527

{Quantum based scheduling, e.g. credit or deficit based scheduling or token bank}

Definition statement

This place covers:

Scheduling in which each poll session is assigned a weight (quantum) of bits to be transmitted.

If the queue has less bits, a credit is assigned to said queue and quantum credit can be transmitted during the next poll (see also [H04L 47/6265](#)).

Token banks involve assigning tokens to the queues and storing said tokens in a finite capacity bank. The tokens assigned to a queue whose associated bank has reached its maximum capacity are assigned to another queue whose bank is below its capacity. Access to the resources is allowed if the queue has a predetermined number of tokens in its associated bank, otherwise it is denied.

H04L 47/528

{Minimum bandwidth guarantee}

Definition statement

This place covers:

The scheduler assigns a guarantee minimum bandwidth to each queue.

H04L 47/54

{Loss aware scheduling}

Definition statement

This place covers:

Scheduling taking into account the history of losses per flow or per class in order to prioritise the flows or classes accordingly. Changing the loss tolerance, value used for scheduling, of packets depending on whether or not another packet from the same stream has been scheduled for transmission before or after its deadline.

H04L 47/56

implementing delay-aware scheduling

Definition statement

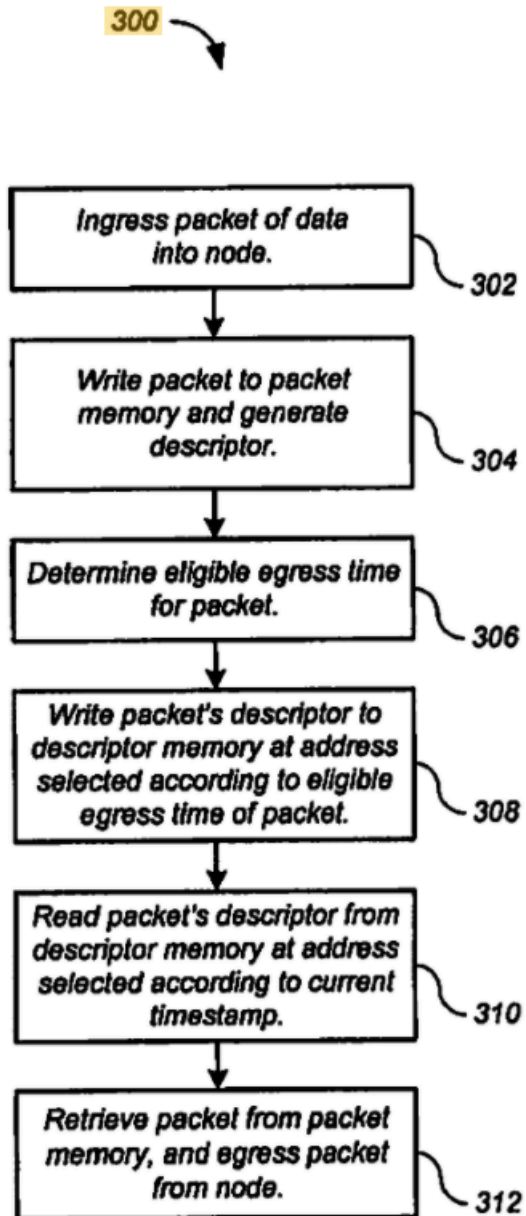
This place covers:

Scheduling taking into account delay constraints of packets, for example, real time packets. Under this code disciplines in which packets are scheduled according to a system potential (also referred to as virtual time) are also covered. The scheduler uses this global function to compute timestamps which specify when packets should be served. Packets are scheduled in increasing order of the corresponding timestamps. The specific function used as system potential determines the delay and fairness properties.

If different priorities are involved, then the corresponding group [H04L 47/24](#) is also used. For example, groups [H04L 47/245](#) and [H04L 47/2416](#) also apply.

H04L 47/562**{Attaching a time tag to queues}****Definition statement***This place covers:*

Scheduling in which packets are grouped in buffers according to the corresponding session rate and only one timestamp is maintained per rate.

**FIG. 3**

H04L 47/564

{Attaching a deadline to packets, e.g. earliest due date first}

Definition statement

This place covers:

Scheduling in which each packet is assigned a timestamp for transmission, for example, earliest.

H04L 47/566

{Deadline varies as a function of time spent in the queue}

Definition statement

This place covers:

Excess bandwidth is used to try to equalize the delays of the connections.

H04L 47/568

{Calendar queues or timing rings}

Definition statement

This place covers:

Scheduling using calendar queues or timing rings.

A calendar queue is an ordered structure of bins representing possible values of timestamps in the system. The bins are ordered by increasing value of their timestamps. When the maximum difference between timestamps of backlogged sessions in the system is bounded, the calendar queue can become a circular queue where the bins can be reused as the time progresses. The bin associated with the minimum value must correspond with the value of the system potential at that time, and the total number of bins must be sufficient to cover the possible range of timestamps. Each bin is implemented as a list of pointers to individual connections. Every time a connection receives a new timestamp, it is linked to the corresponding bin.

The calendar queue can be automatically resized, i.e. the number of bins and the width of the bins (the number of possible timestamp values of a bin) can be changed depending on the distribution of

backlogged connections in the bins. The granularity of the bins or slots in one calendar queue can be variable, for example, in the logarithmic calendar queue.

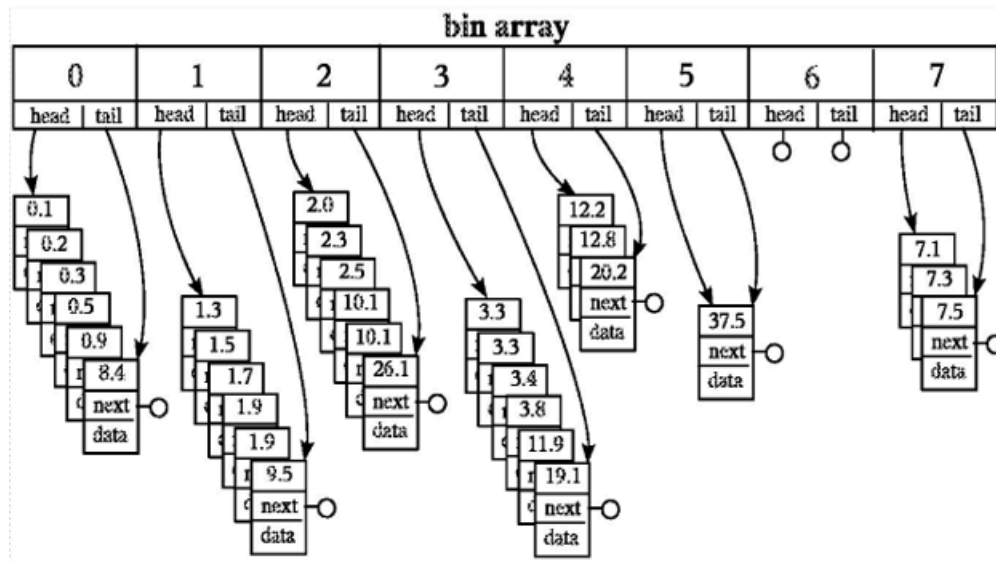
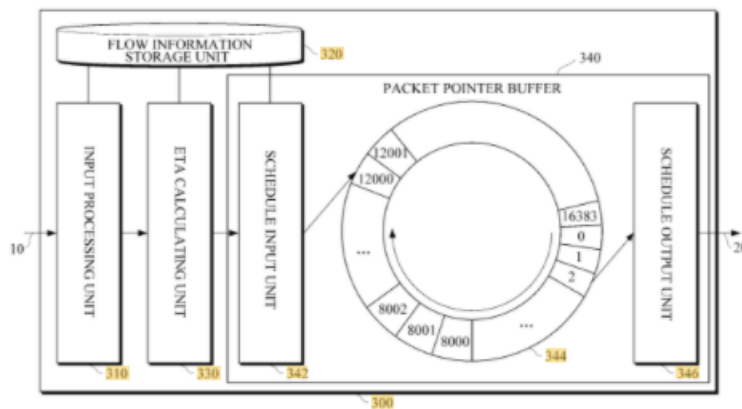


FIG. 3



H04L 47/58

{Changing or combining different scheduling modes, e.g. multimode scheduling}

Definition statement

This place covers:

Changing the scheduling discipline upon an event such as congestion.

H04L 47/60

implementing hierarchical scheduling

Definition statement

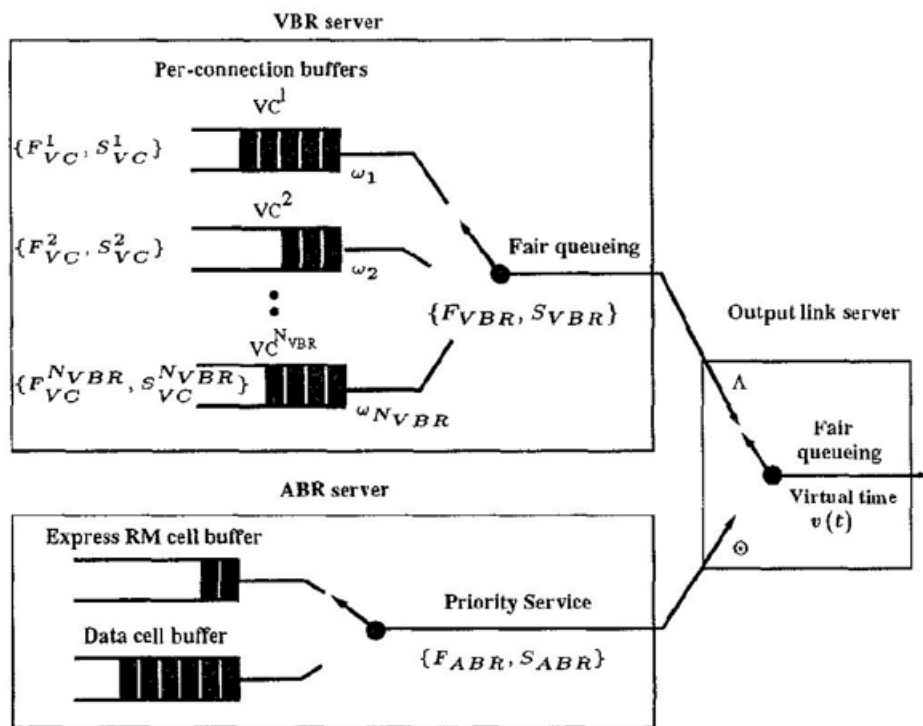
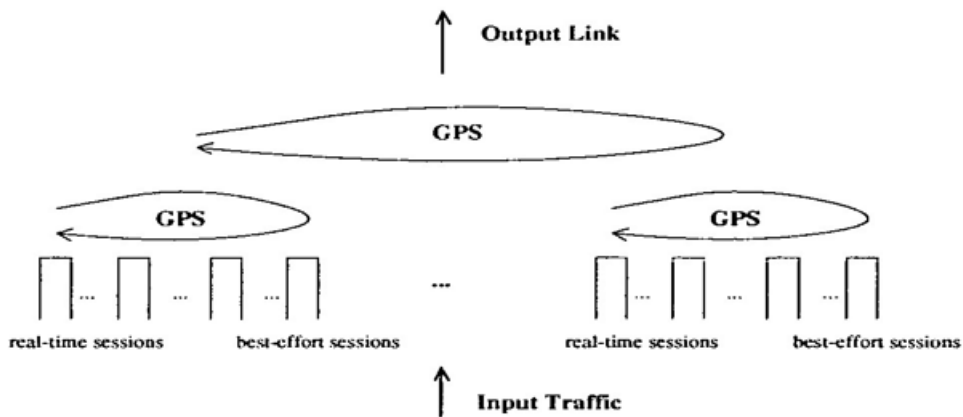
This place covers:

Hierarchical integration of schedulers.

Definition statement

A hierarchical scheduler can be represented by a tree where the root node corresponds to a scheduler which multiplexes the packets on the physical link, each intermediate node corresponds to a scheduler at that level of the hierarchy, and the leaf nodes correspond to the allocated sessions. Each leaf is connected to the root through a single path of intermediate nodes.

The classes for the specific schedulers should be also given. If different types of schedulers are used, the class [H04L 47/58](#) should be given also.



H04L 47/62

characterised by scheduling criteria

Definition statement

This place covers:

Various general aspects of queue scheduling.

H04L 47/6205**{Arrangements for avoiding head of line blocking}****Definition statement***This place covers:*

Scheduling techniques adapted to avoid Head of Line [HOL] Blocking, e.g. the first packet in a queue which is waiting for the corresponding output to be free prevents other packets from that queue to be transferred to the corresponding outputs which are free.

H04L 47/621**{Individual queue per connection or flow, e.g. per VC}****Definition statement***This place covers:*

Scheduling techniques adapted to process each individual queue in a flow or connection.

H04L 47/6215**{Individual queue per QoS, rate or priority}****Definition statement***This place covers:*

Scheduling techniques adapted to consider an individual queue for each QoS class, rate or priority of traffic.

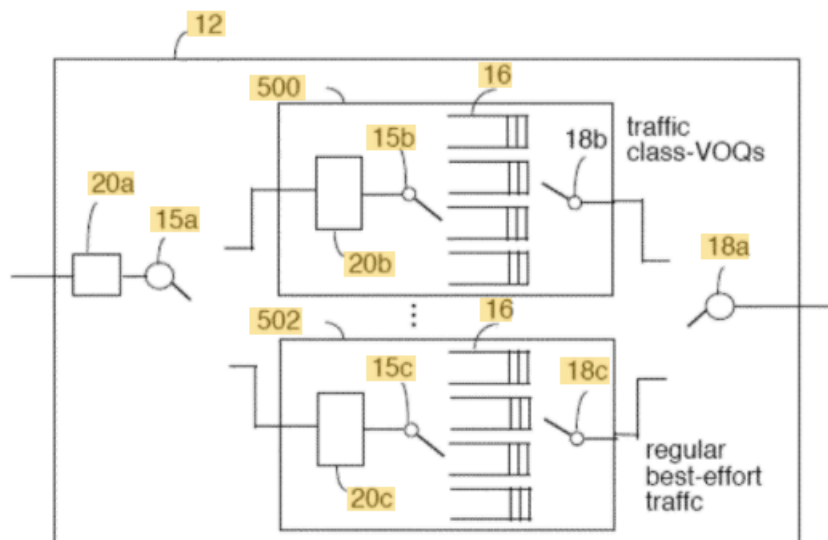


FIG. 19A

H04L 47/622

{Queue service order}

Definition statement

This place covers:

Scheduling techniques adapted to consider the service order of the queues. The service order can be fixed, as in Round Robin scheduling method, or variable.

H04L 47/6235

{Variable service order}

Definition statement

This place covers:

Scheduling techniques in which the service order of the queues is variable.

Therefore, if in the first round queues 1, 2 and 3 are served in that order, in the second round queue 3 could be served as first queue followed by 1 and 2. To be used in conjunction with [H04L 47/625](#).

H04L 47/624

{Altering the ordering of packets in an individual queue}

Definition statement

This place covers:

Scheduling techniques adapted to change the ordering of packets in a queue, e.g. a buffer manager manages a sequence of pointers each referencing a separate cell of the buffer, the sequence of pointers being ordered to indicate the order in which the buffer manager has to write/read into/from the single cell.

H04L 47/6245

{Modifications to standard FIFO or LIFO}

Definition statement

This place covers:

Scheduling techniques in which the standard FIFO or LIFO procedure for writing/reading data in the queue is modified under certain conditions.

H04L 47/625

for service slots or service orders

Definition statement

This place covers:

Scheduling techniques adapted to apply other criteria for service slot or service order than those covered by [H04L 47/6205](#) - [H04L 47/6245](#).

H04L 47/6255

{queue load conditions, e.g. longest queue first}

Definition statement

This place covers:

Scheduling techniques in which the load of the queue is constantly monitored and the next scheduled queue is the queue with the highest load. One or more predetermined thresholds can be used and priority can be set for choosing between queues which are in the same condition.

In this case, the classes [H04L 47/29](#) and [H04L 47/30](#) should also be considered. Otherwise, the bandwidth, for example, number of packets read from a queue can be changed based on load condition of a specific queue.

H04L 47/626

{channel conditions}

Definition statement

This place covers:

Scheduling techniques where the order in which the respective queues are visited is chosen as a function of the propagation conditions on the transmission channel associated to each queue.

The same can apply to the bandwidth dedicated to each queue per service slot.

H04L 47/6265

{past bandwidth allocation}

Definition statement

This place covers:

Techniques in which the scheduling of the queue is changed according to the previous bandwidth allocation. A credit (counter) system per queue is introduced. The history credit count of each queue is increased when data transmission from the queue is blocked and decreased when arbitration has been won on the basis of the history credit count. In this way, the reading sequence of the queues is determined.

H04L 47/627

{policing}

Definition statement

This place covers:

Scheduling techniques in which each flow is metered to determine whether its bitrate is below/over its guaranteed bitrate requirement, and based on the measurement, a scheduling weight is determined. The traffic queues are then scheduled according to the determined scheduling weights.

H04L 47/6275

based on priority

Definition statement

This place covers:

Scheduling techniques in which the order in which the respective queues are visited is chosen according to the queue priority, often in combination with [H04L 47/6215](#).

References

Informative references

Attention is drawn to the following places, which may be of interest for search:

Individual queue per QoS, rate or priority	H04L 47/6215
--	------------------------------

H04L 47/628

based on packet size, e.g. shortest packet first

Definition statement

This place covers:

The scheduler takes into account the packet size.

H04L 47/6285

{Provisions for avoiding starvation of low priority queues}

Definition statement

This place covers:

Scheduling techniques in which low priority queues are prevented from being empty.

H04L 47/629

Ensuring fair share of resources, e.g. weighted fair queuing [WFQ]

Definition statement

This place covers:

Scheduling techniques designed in order to achieve a fair sharing of resources among different users.

H04L 47/6295

using multiple queues, one for each individual QoS, connection, flow or priority

Definition statement

This place covers:

Scheduling techniques which further organise packets having same QoS/connection/flow/priority into multiple queues.

This is a further subdivision with respect to [H04L 47/6215](#).

H04L 47/70

Admission control; Resource allocation

Definition statement

This place covers:

The interaction between an endpoint and the network for ensuring resource availability for a requesting user.

A requested or negotiated resource can take many forms, for example, bandwidth, slots, buffer capacity or other transmission resources. Typically following negotiation, a reservation phase is performed before the actual communication is established, for example, call setup. Other aspects covered in this class is renegotiation, for example, bandwidth reallocation either requested by an already active user or by the ingress node network to adapt the available resources to serve new calls with higher priority.

In particular, it should be noted that the following classes have been allocated for network slicing applications:

Architecture	H04L 47/78
Service chaining and classification	H04L 47/2441

References

Informative references

Attention is drawn to the following places, which may be of interest for search:

Network dimensioning or reallocation of resources between areas of the network	H04L 41/00
Network fault recovery selecting new candidate element	H04L 41/0668
Bandwidth management and trading	H04L 41/0896
Routing	H04L 45/00
Alternate routing	H04L 45/22
Route fault recovery	H04L 45/28
Flow classification	H04L 47/2441
Resource allocation architecture	H04L 47/78
Protocols for multimedia access such as IMS or SIP	H04L 65/00
For peer-to-peer [P2P] networking; Functionalities or architectural details of P2P networks	H04L 67/104
Wireless load balancing or load distribution	H04W 28/08
Wireless resource allocation	H04W 72/04
Wireless resource scheduling	H04W 72/12

H04L 47/72

using reservation actions during connection setup

Definition statement

This place covers:

Admission control in which resources are reserved over the network in advance, usually at call setup time in order to assure a quality of service QoS. A traffic descriptor is provided so that the network can reserve enough bandwidth resource to handle the specified QoS.

H04L 47/722

at the destination endpoint, e.g. reservation of terminal resources or buffer space

Definition statement

This place covers:

Admission control ensuring that enough resources, e.g. buffer space, can be reserved at the receiver for the communication.

H04L 47/724

at intermediate nodes, e.g. resource reservation protocol [RSVP]

Definition statement

This place covers:

Admission control in which resources are reserved at the intermediate nodes, e.g. in the resource reservation protocol RSVP.

RSVP, described in RFC 2205, can be used by either hosts or routers to request or deliver specific levels of quality of service QoS for application data streams or flows. RSVP defines how applications place reservations and how they can relinquish the reserved resources once the need for them has ended. RSVP operation will generally result in resources being reserved in each node along a path.

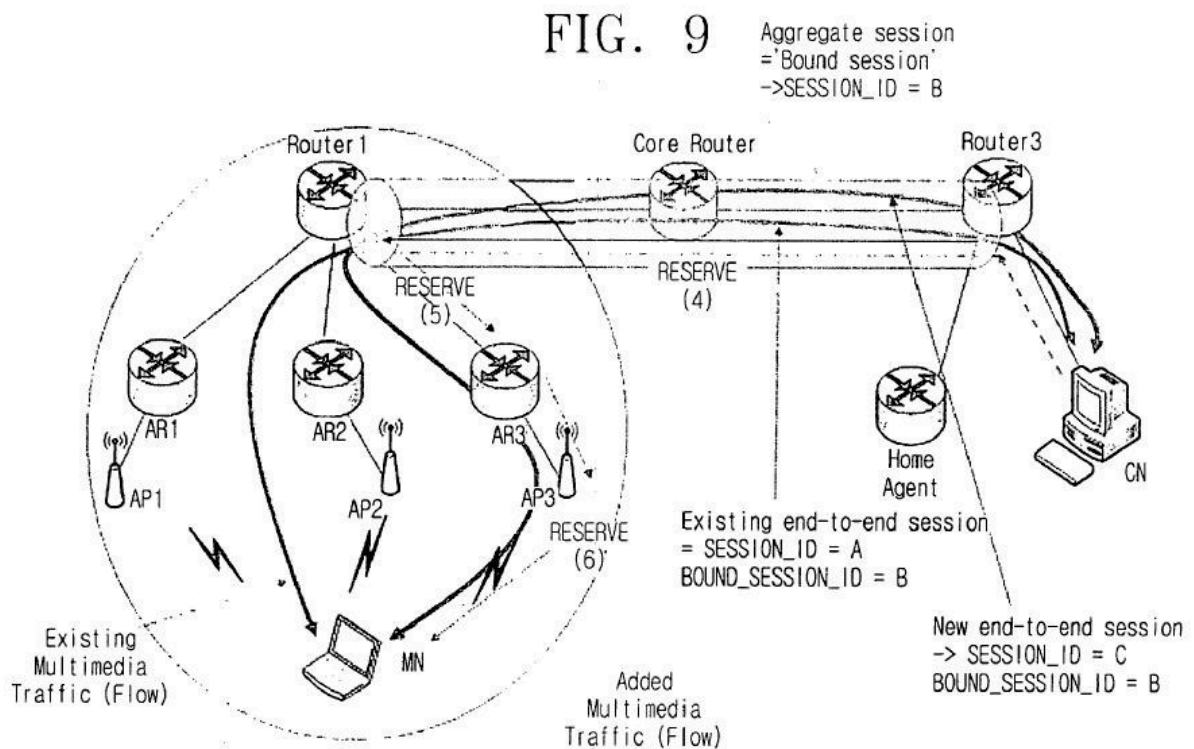
H04L 47/726

Reserving resources in multiple paths to be used simultaneously (by balancing the load [H04L 47/125](#))

Definition statement

This place covers:

Admission control in which the reservation is performed over a plurality of paths for the communication, for example for load balancing.



References

Limiting references

This place does not cover:

Reserving resources by balancing the load	H04L 47/125
---	-----------------------------

Informative references

Attention is drawn to the following places, which may be of interest for search:

Wireless load balancing	H04W 28/08
-------------------------	----------------------------

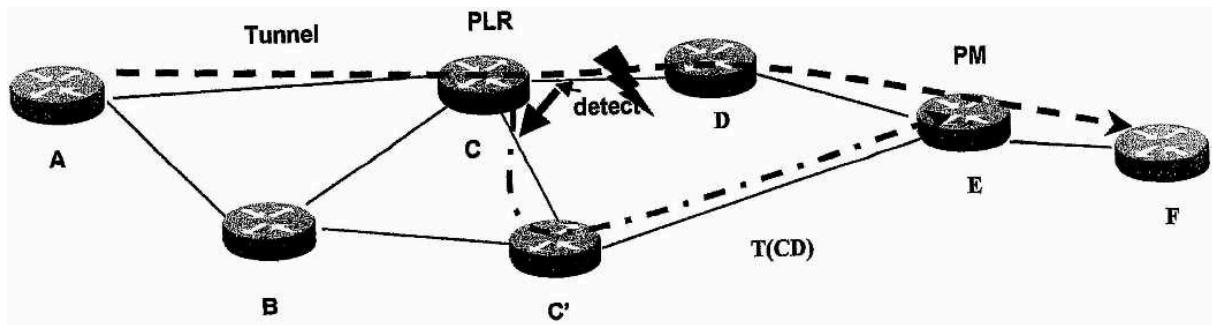
H04L 47/728

{for backup paths}

Definition statement

This place covers:

Admission control in which the reservation is performed for backup paths which are used in case of failure of the main path.



H04L 47/74

measures in reaction to resource unavailability

Definition statement

This place covers:

Admission control reacting to the situations in which there are not enough resources for a connection, including a new connection or an existing connection, e.g. due to a failure.

Typical reactions are rejecting the connection or storing the request until resources become available. For existing connections and in case the reaction is a flow control or congestion control action as, for example, packet dropping, flow control subgroups under [H04L 47/10](#) should be considered. An example is policing actions where [H04L 47/20](#) would apply. This group could be used in combination with the group [H04L 47/76](#) if the reaction is the reallocation of resources.

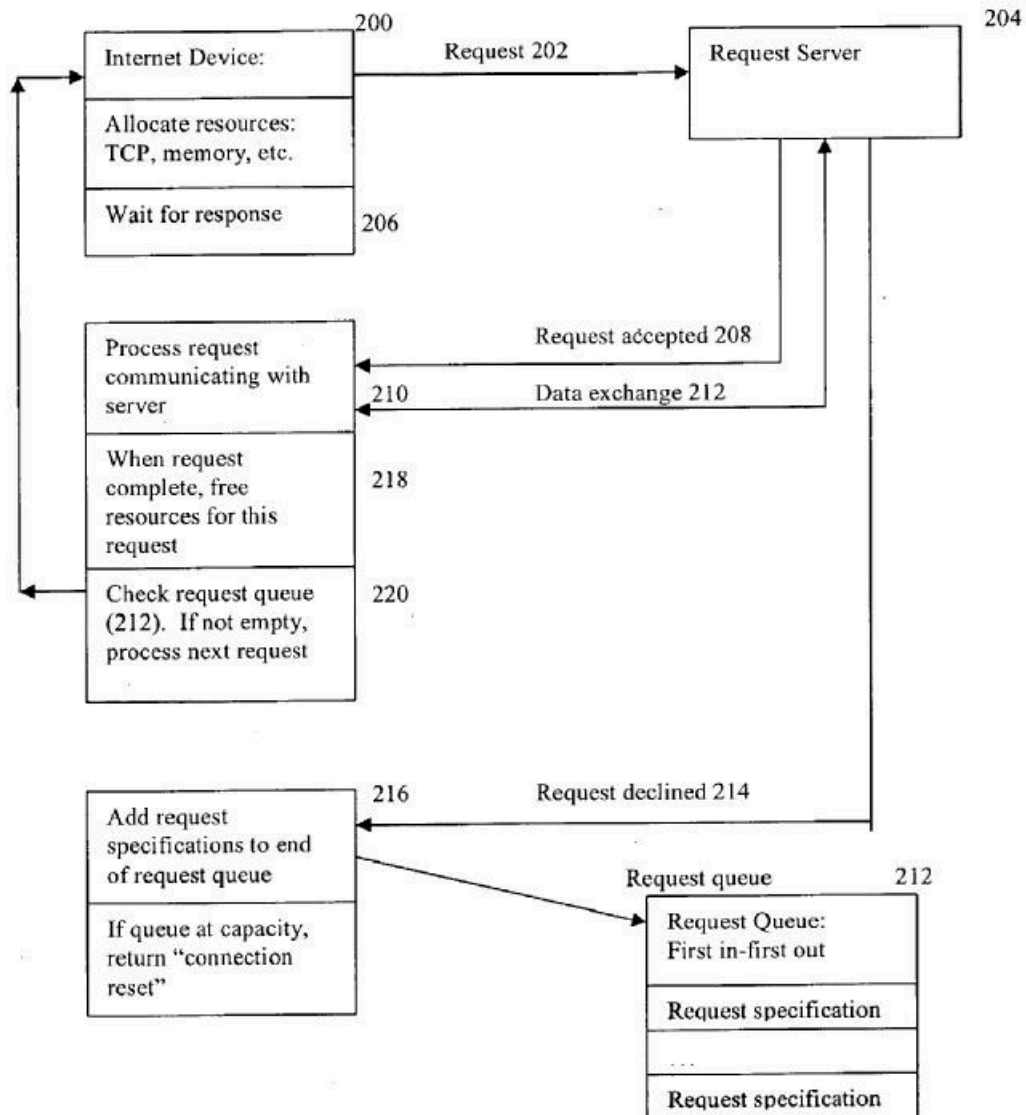
H04L 47/741

{Holding a request until resources become available}

Definition statement

This place covers:

Admission control in which an incoming request is held in a queue until the requested resources become available.



H04L 47/743

{Reaction at the end points}

Definition statement

This place covers:

Admission control that includes reactions at the end nodes.

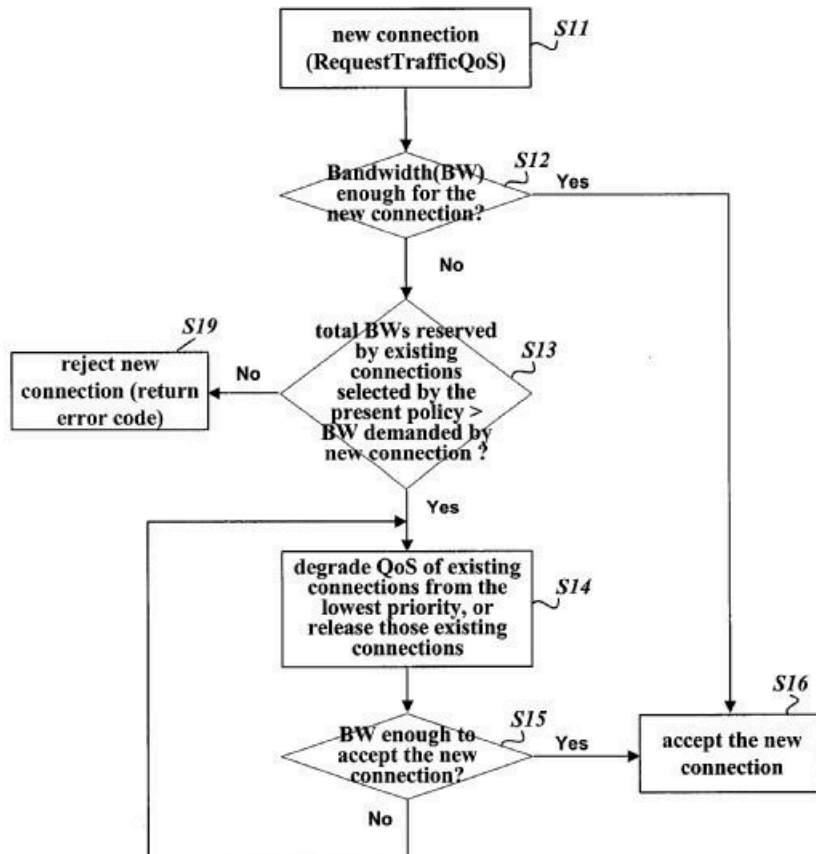
H04L 47/745

{Reaction in network}

Definition statement

This place covers:

Admission control that includes reactions in the network, e.g. when a new connection is accepted by diminishing the bandwidth reserved to other connections even if there is no sufficient bandwidth available.



H04L 47/746

{Reaction triggered by a failure}

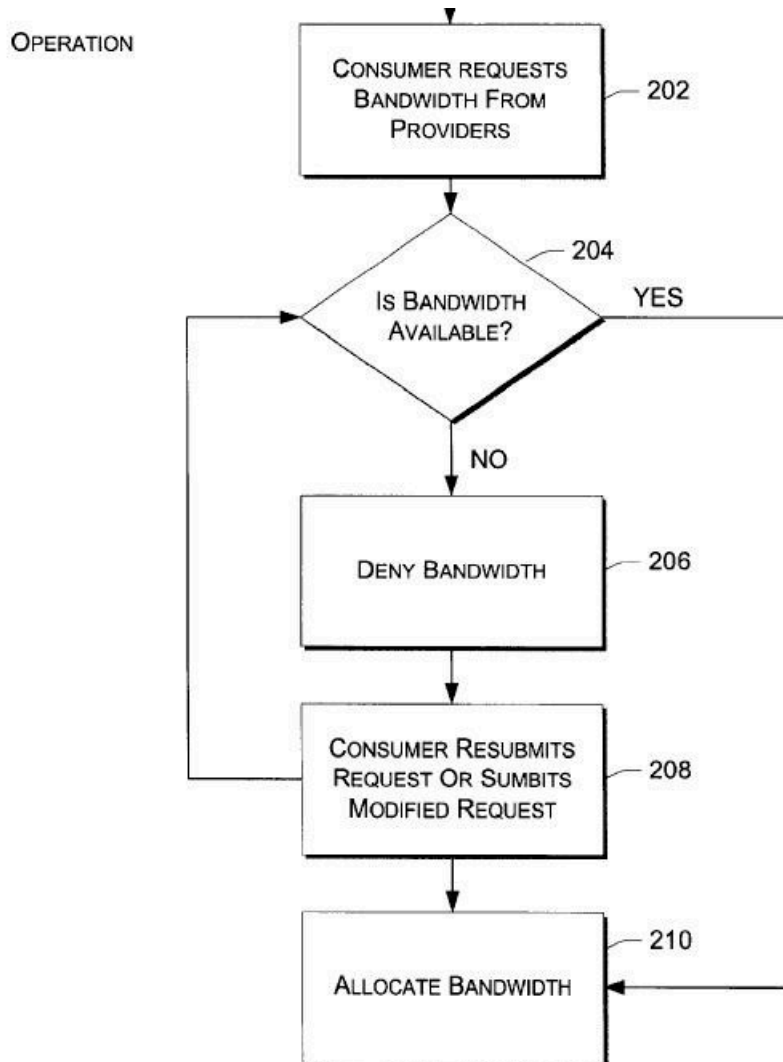
Definition statement

This place covers:

Admission control in which specific actions are performed as a reaction to a failure.

H04L 47/748**{Negotiation of resources, e.g. modification of a request}****Definition statement***This place covers:*

Admission control in which, if the user requests cannot be satisfied due to lack of resources, the user resubmits (or is offered) an alternative request or is offered an alternative to the request, e.g. a connection at a bandwidth lower than the originally requested one.

**H04L 47/76**

using dynamic resource allocation, e.g. in-call renegotiation requested by the user or requested by the network in response to changing network conditions

Definition statement*This place covers:*

Admission control in which resources of existing connections are reallocated, e.g. to accommodate a new connection being triggered by an end-point, to upgrade a connection or to improve efficiency according to monitored patterns by the network.

For existing connections and in case the action is a flow control or congestion control/avoidance action, e.g. modification of packet priorities while in transit, flow control subgroups under [H04L 47/10](#) should be considered. An example is policing actions where [H04L 47/20](#) would apply.

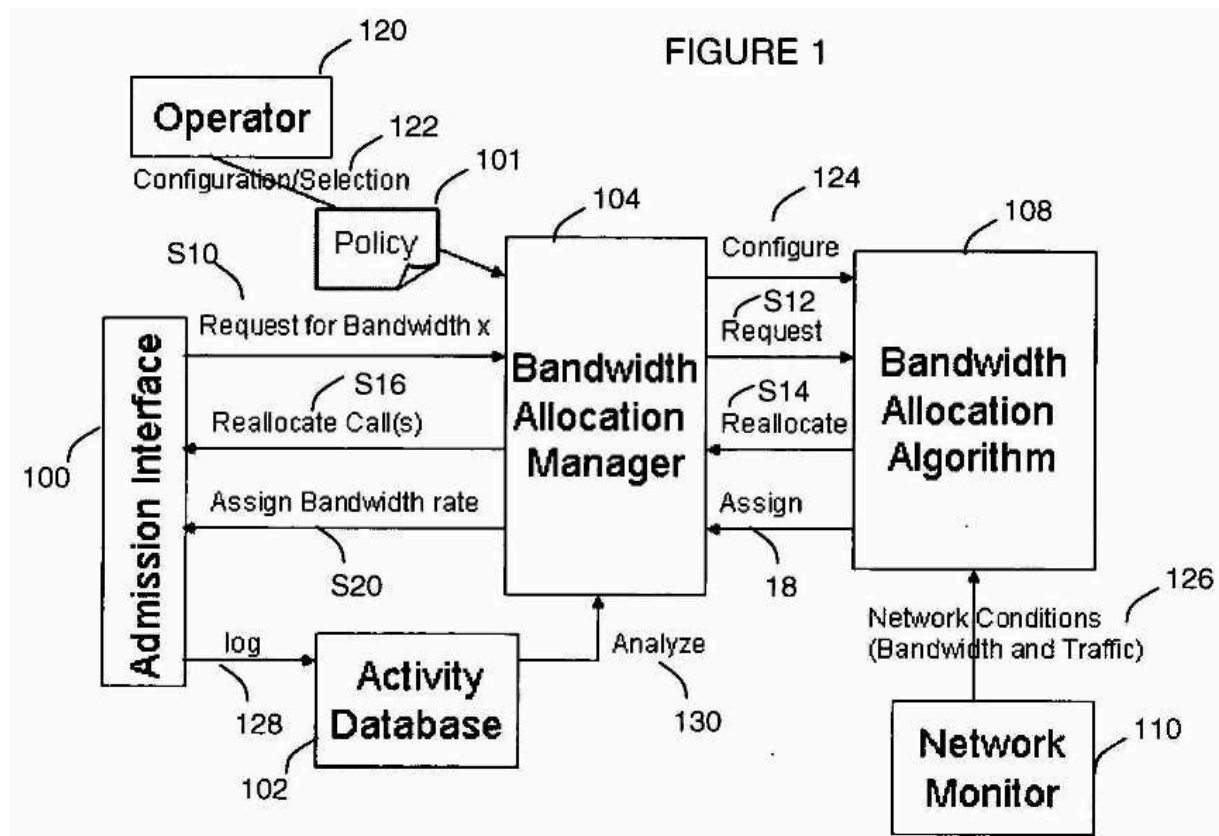
H04L 47/762

triggered by the network

Definition statement

This place covers:

Admission control in which specific actions are initiated by the network.



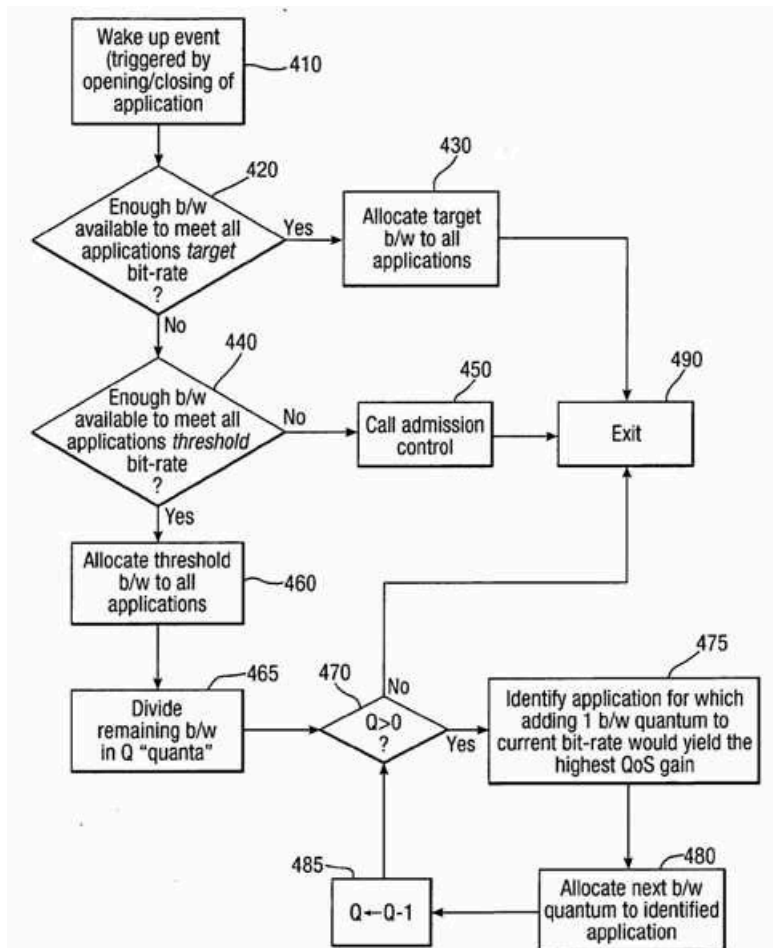
H04L 47/765

triggered by the end-points

Definition statement

This place covers:

Admission control in which specific actions are initiated by the end nodes.

**H04L 47/767**

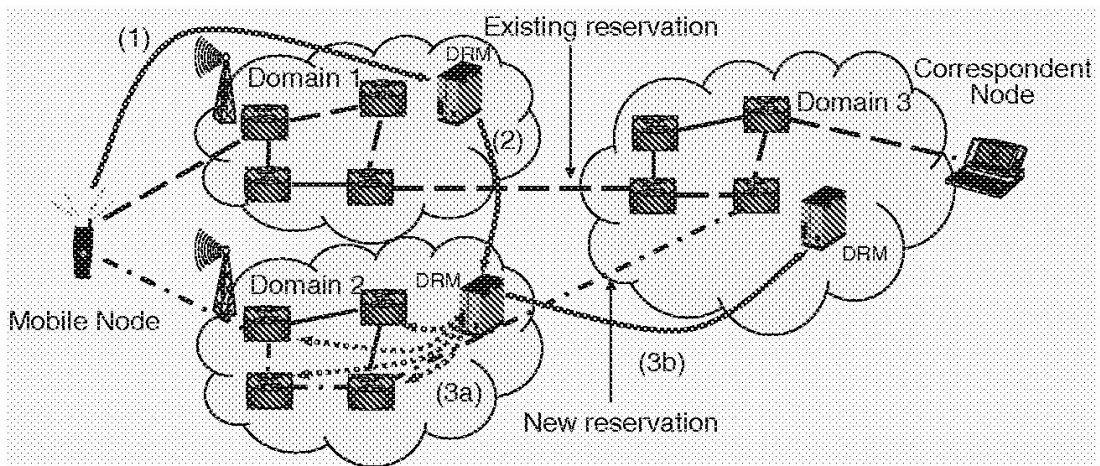
{after changing the attachment point, e.g. after hand-off}

Definition statement

This place covers:

Admission control in which specific actions are performed after changing of the attachment point such as an access node.

This group could be used in combination with [H04L 47/783](#) (Distributed allocation of resources) when, for example, as a result of the hand-off there is a change of network domain.



References

Informative references

Attention is drawn to the following places, which may be of interest for search:

Distributed allocation of resources, e.g. bandwidth brokers	H04L 47/783
---	-----------------------------

H04L 47/78

Architectures of resource allocation

Definition statement

This place covers:

Admission control relevant to specific network architectures.

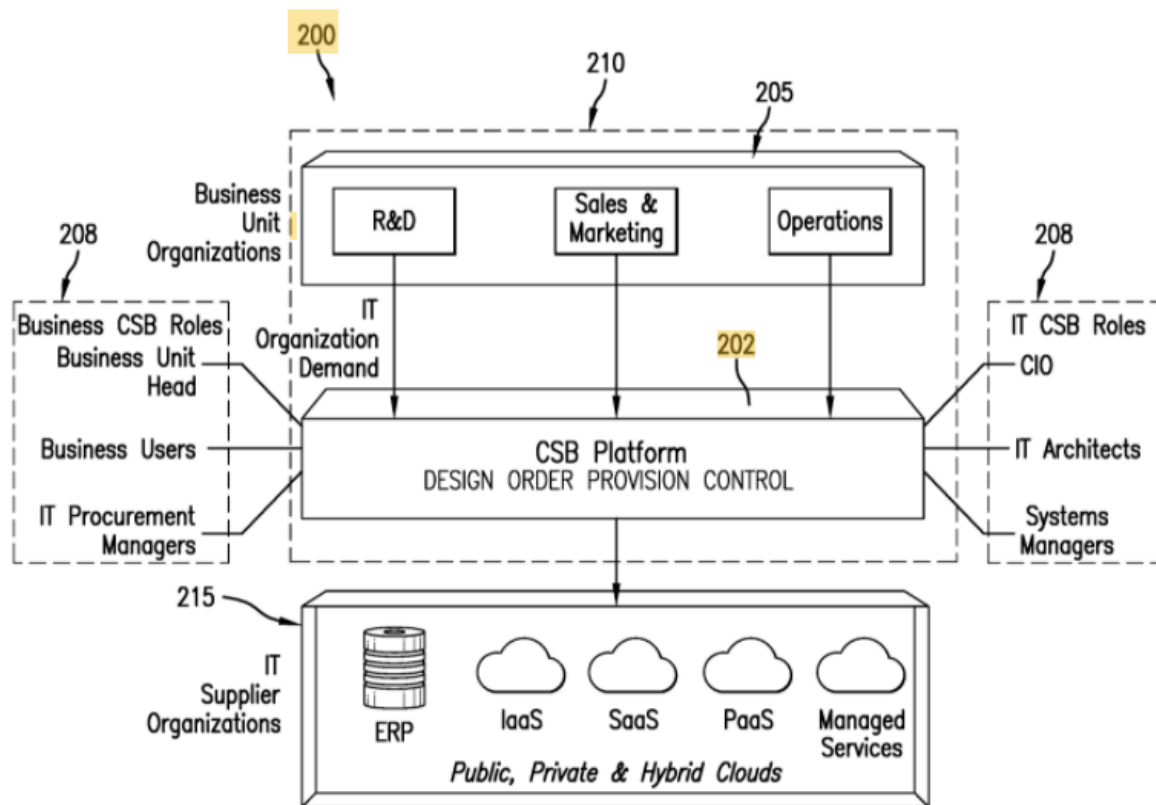


FIG. 2A

H04L 47/781

{Centralised allocation of resources}

Definition statement

This place covers:

Admission control in which resources are allocated by a central unit.

H04L 47/782

{Hierarchical allocation of resources, e.g. involving a hierarchy of local and centralised entities}

Definition statement

This place covers:

Hierarchical allocation of resource, e.g., involving entities which are related in a hierarchical configuration.

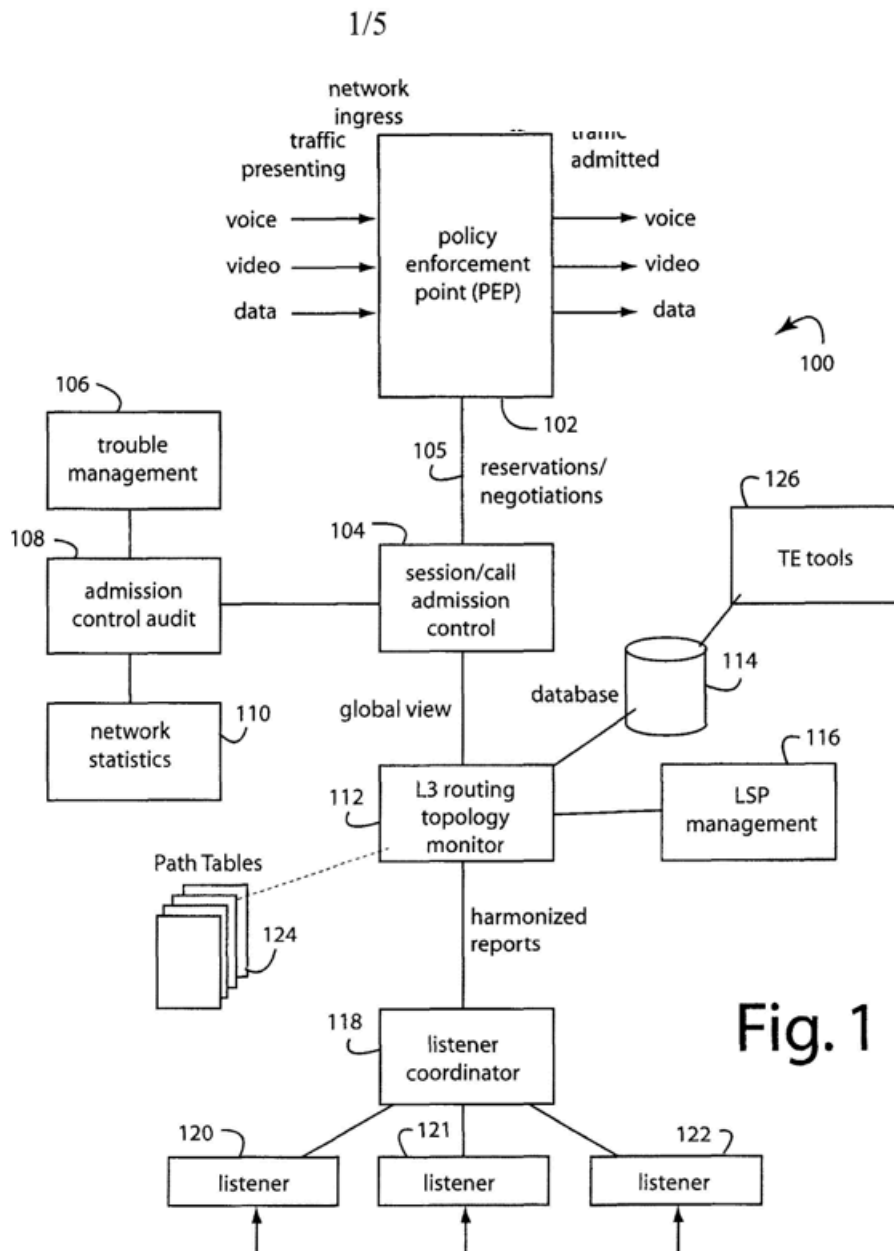


Fig. 1

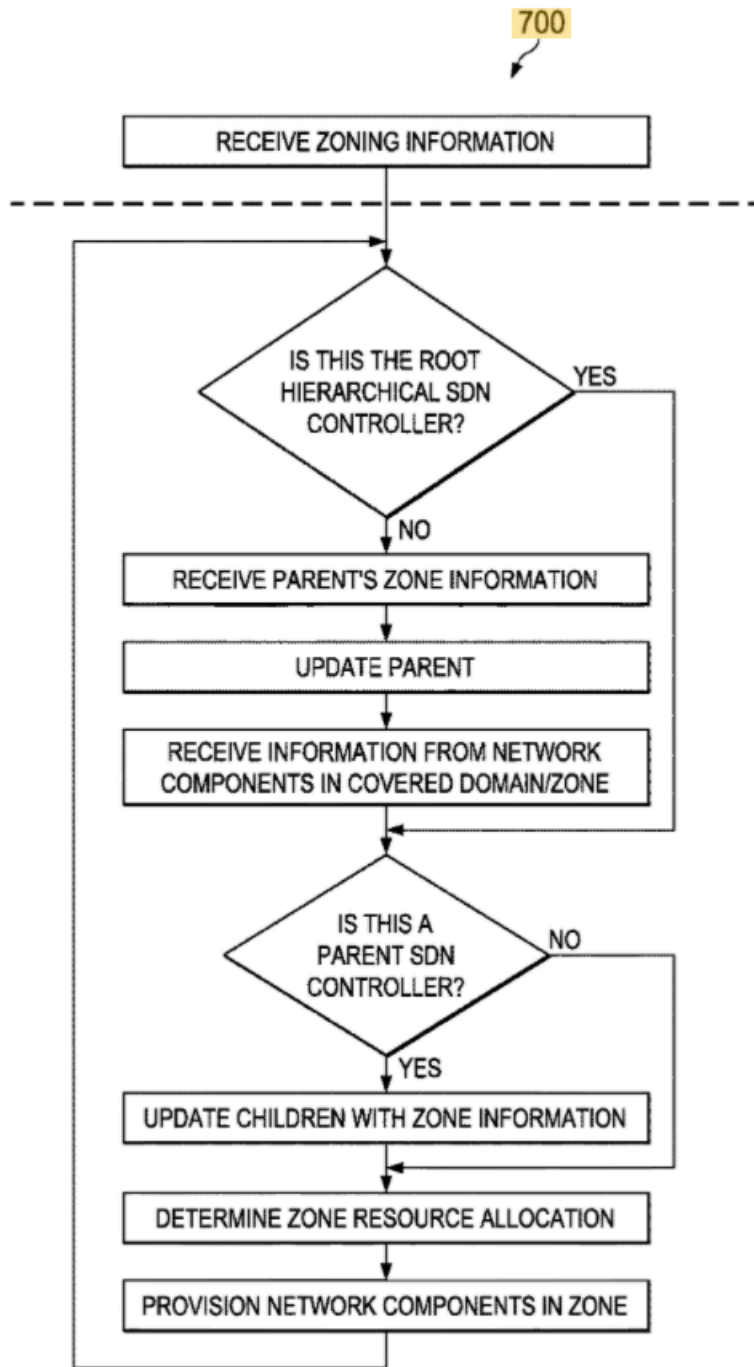


FIG. 7

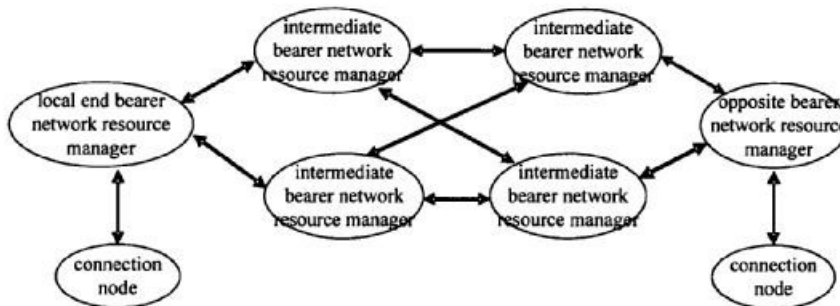
H04L 47/783

Distributed allocation of resources, e.g. bandwidth brokers

Definition statement

This place covers:

Admission control in which the allocation of resources is performed in a distributed way, e.g. by employing Bandwidth Brokers as agents that manage a domain and adapted to communicate with its adjacent peers, allowing end-to-end services to be constructed as a result of bilateral agreements.



H04L 47/785

among multiple network domains, e.g. multilateral agreements

Definition statement

This place covers:

Admission control in which the allocation of resources is performed within multiple network domains allowing end-to-end services to be constructed as a result of multilateral agreements.

H04L 47/786

{Mapping reservation between domains}

Definition statement

This place covers:

Admission control in which the allocation of resources comprises inter-domains correspondence of reservations.

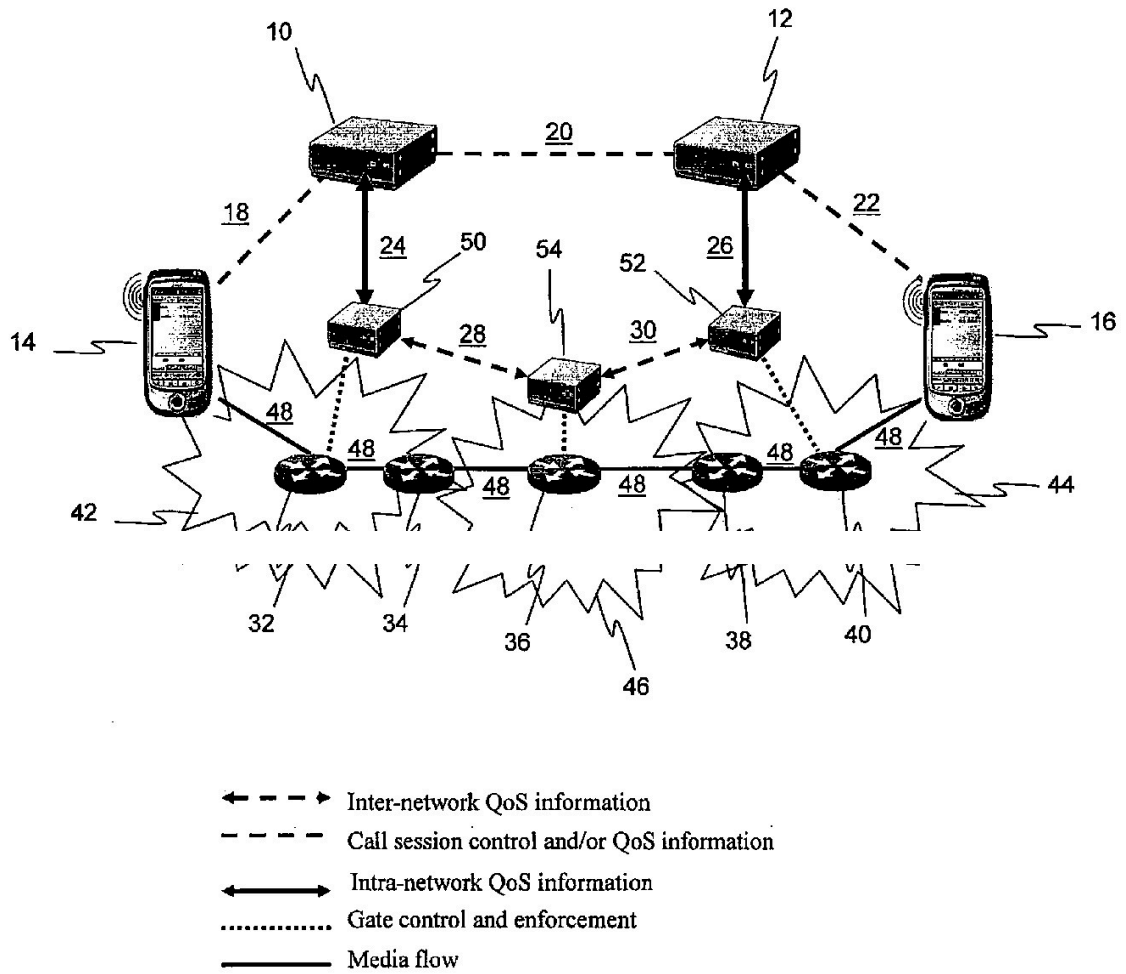


FIG. 1

H04L 47/787

{Bandwidth trade among domains}

Definition statement

This place covers:

Multi-domain admission control in which the allocation of resources comprises bandwidth trade among domains.

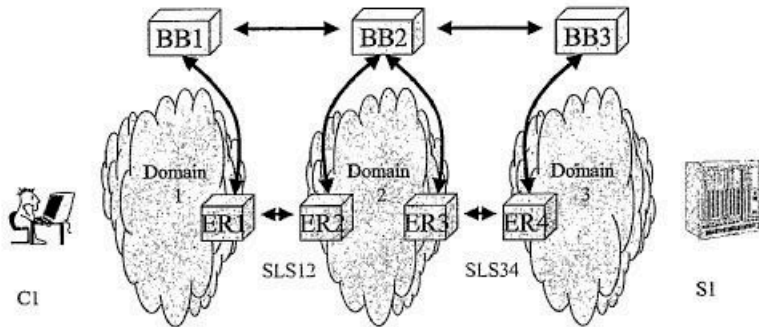
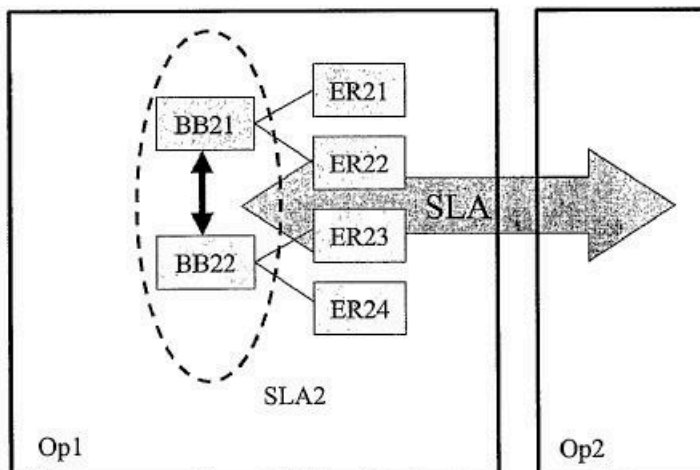


Fig 1



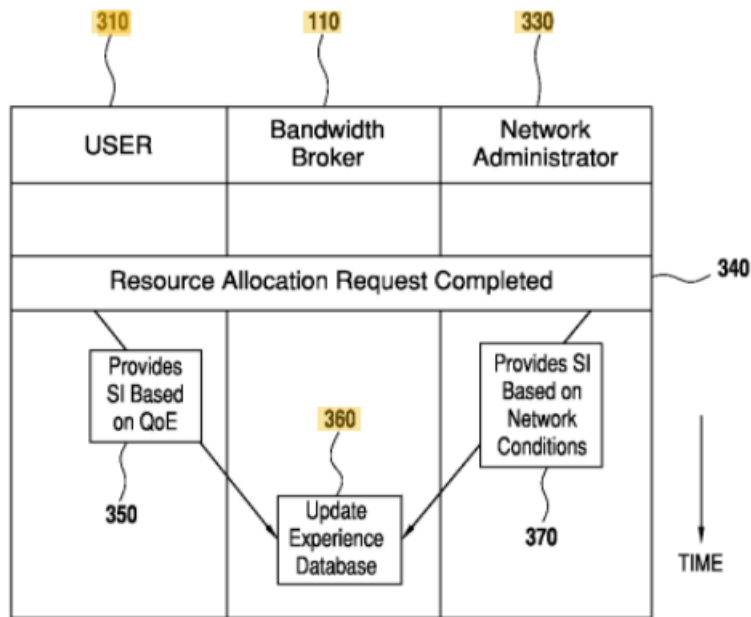


FIG. 3

H04L 47/788

{Autonomous allocation of resources}

Definition statement

This place covers:

The allocation of resources is done in an autonomous way by, e.g. an access point. The access point is responsible for the admission of new requests based on the current allocation of resources.

H04L 47/80

Actions related to the user profile or the type of traffic

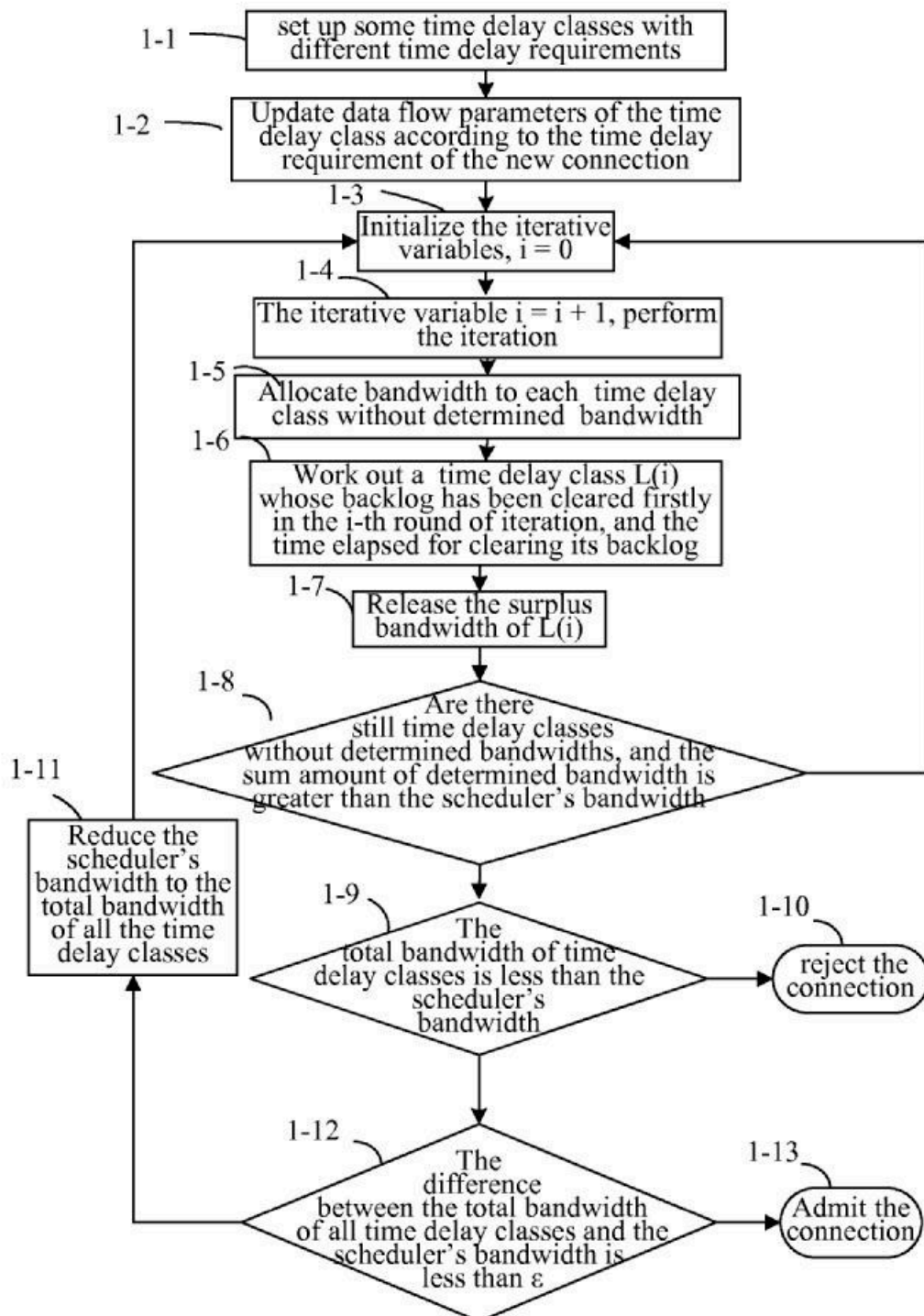
Definition statement

This place covers:

Reservation actions depending on the type of traffic, e.g. real time vs. non-real time traffic, quality of service, priority, application dependent etc. or user, e.g. service level agreement, SLA.

H04L 47/801**{Real time traffic}****Definition statement***This place covers:*

Resource allocation is done with preference to real time traffic in case of mixed real time and non-real time traffic, due to the sensitivity of the real time traffic to delay.



H04L 47/803

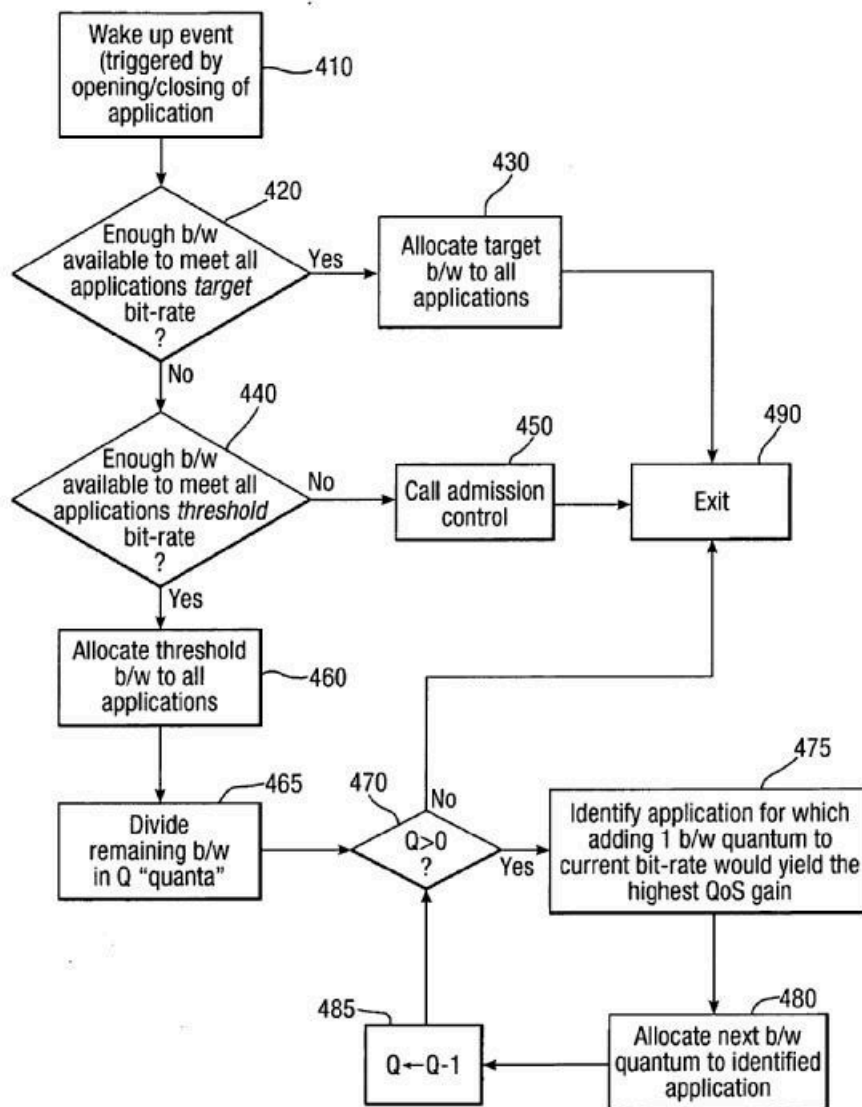
{Application aware}

Definition statement

This place covers:

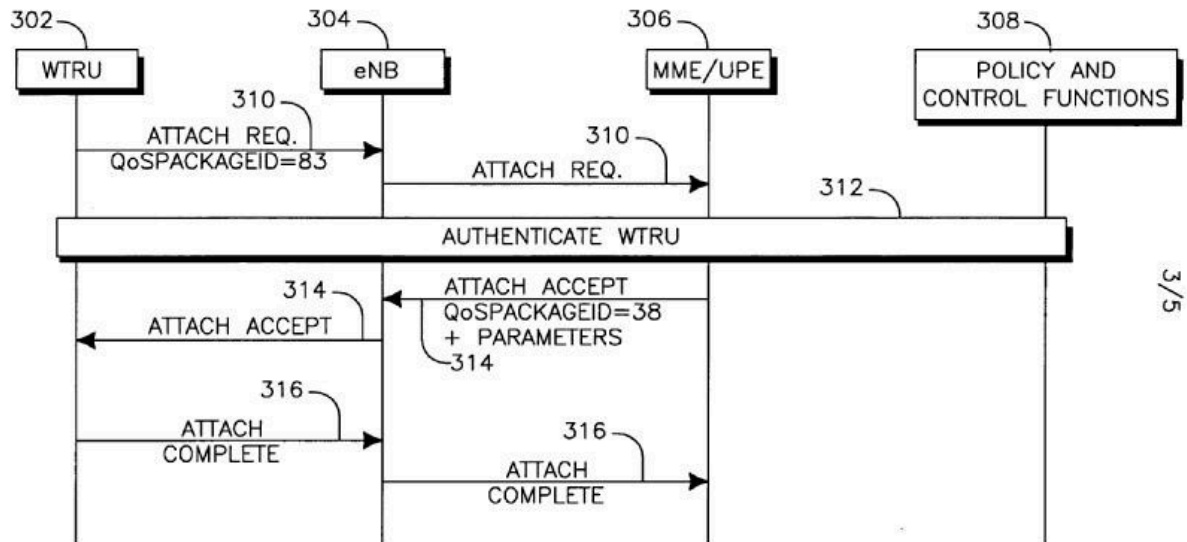
Allocation of resources or requesting of an access based on the application that is going to use the resources/access.

The bandwidth allocation problem becomes more difficult in multiservice networks that have a large variety of different applications, each one with different requirements in terms of bandwidth, duration or delay and information loss.



H04L 47/805**{QoS or priority aware}****Definition statement***This place covers:*

Allocation/reservation of resources based on specific QoS parameters requested by the connection.

**H04L 47/806****{Broadcast or multicast traffic}****Definition statement***This place covers:*

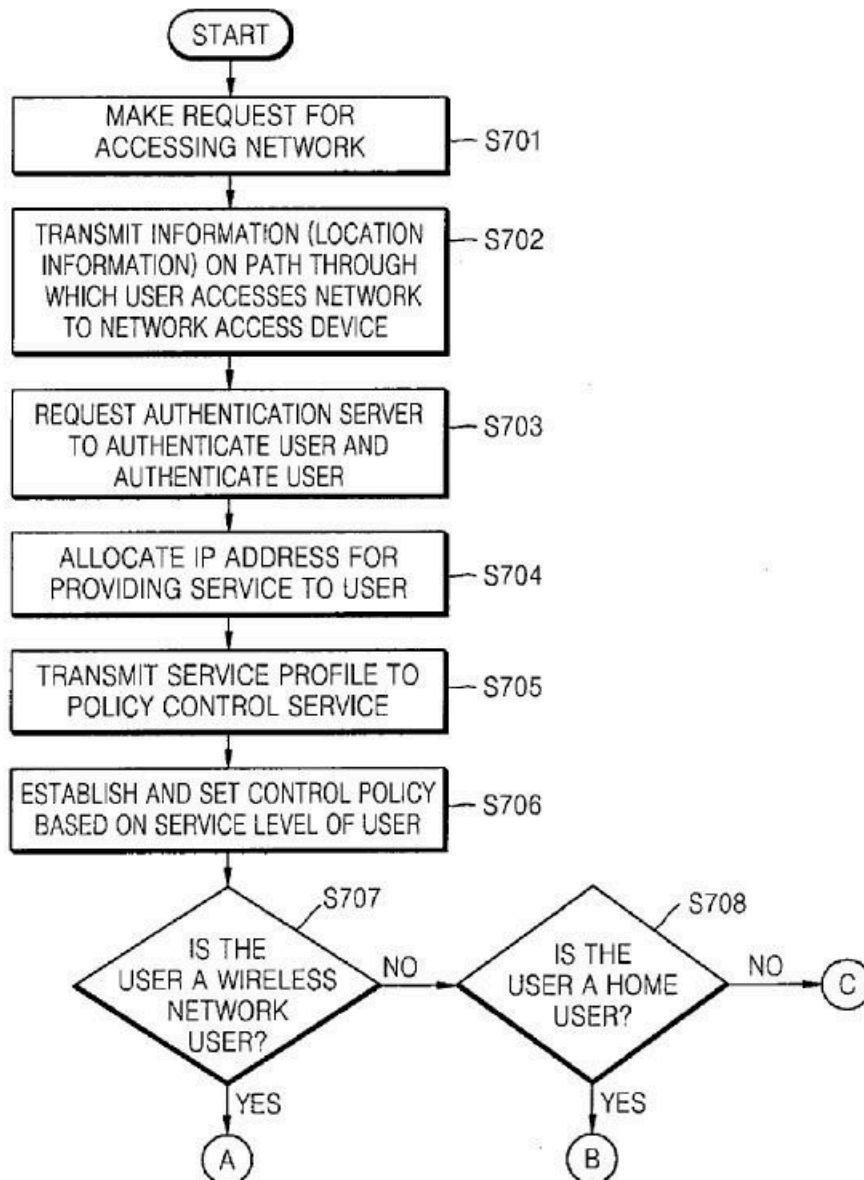
Allocation/reservation for broadcast and multicast traffic.

References**Informative references***Attention is drawn to the following places, which may be of interest for search:*

Multicast in flow control	H04L 47/15
Multicast or broadcast media	H04L 65/611
Resource management for broadcast services	H04W 72/30

H04L 47/808**{User-type aware}****Definition statement***This place covers:*

Allocation/reservation of resources is based on the type of user profile which is specified by the service level agreement SLA.

**H04L 47/82****{Miscellaneous aspects}****Definition statement***This place covers:*

Prioritizing or aggregating resource reservation/allocation based on availability, prediction or applicability.

H04L 47/821

{Prioritising resource allocation or reservation requests}

Definition statement

This place covers:

Prioritisation of the resource allocation/reservation requests.

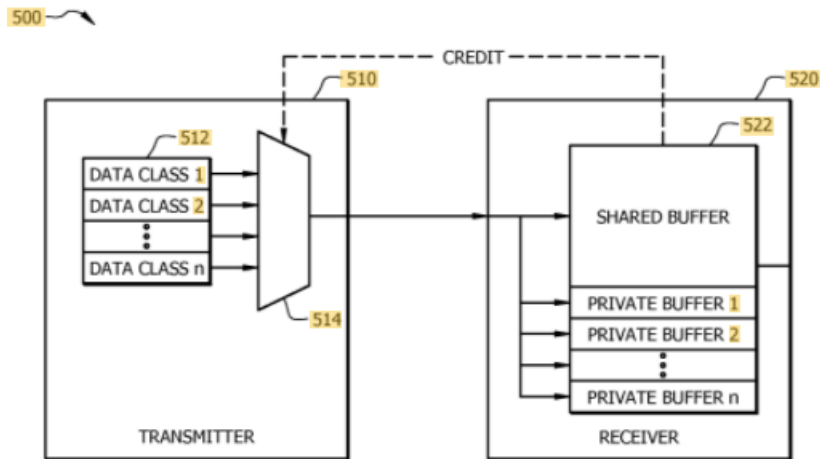
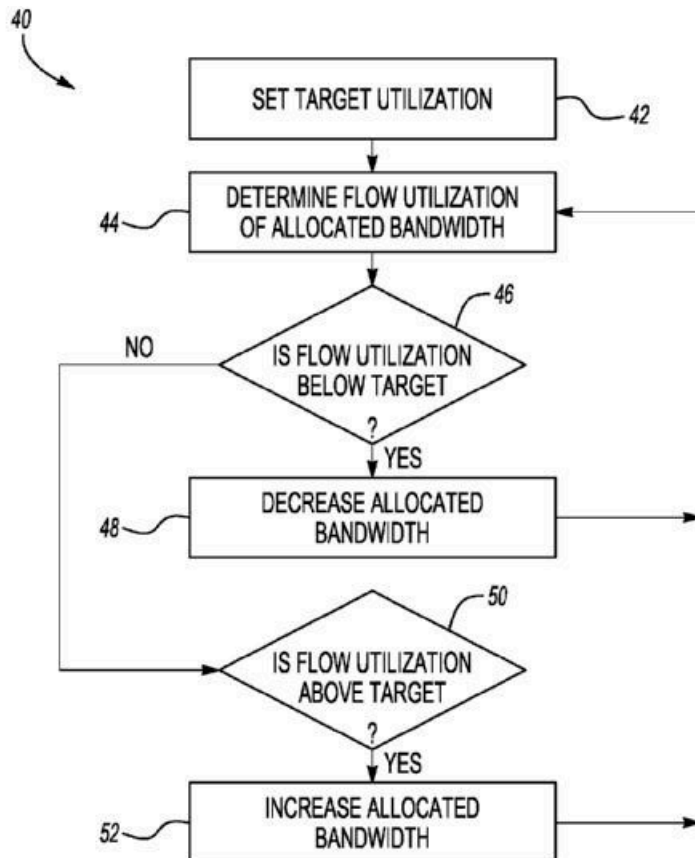


FIG. 4

H04L 47/822**{Collecting or measuring resource availability data}****Definition statement***This place covers:*

Prioritisation of the resource allocation/reservation requests.

**H04L 47/824****{Applicable to portable or mobile terminals}****Definition statement***This place covers:*

Resource allocation/reservation wherein a portable or mobile terminal is involved.

H04L 47/825**{Involving tunnels, e.g. MPLS}****Definition statement***This place covers:*

Resource allocation/reservation in networks using packet encapsulation techniques, e.g. MPLS or mobile IP networks.

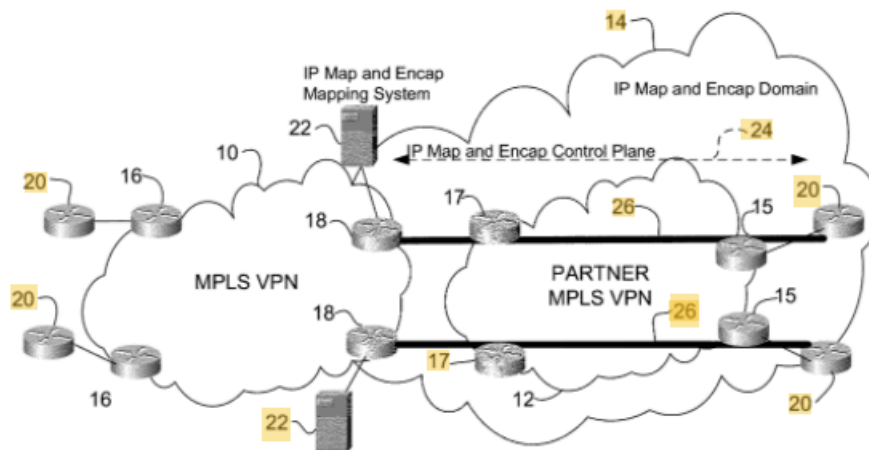
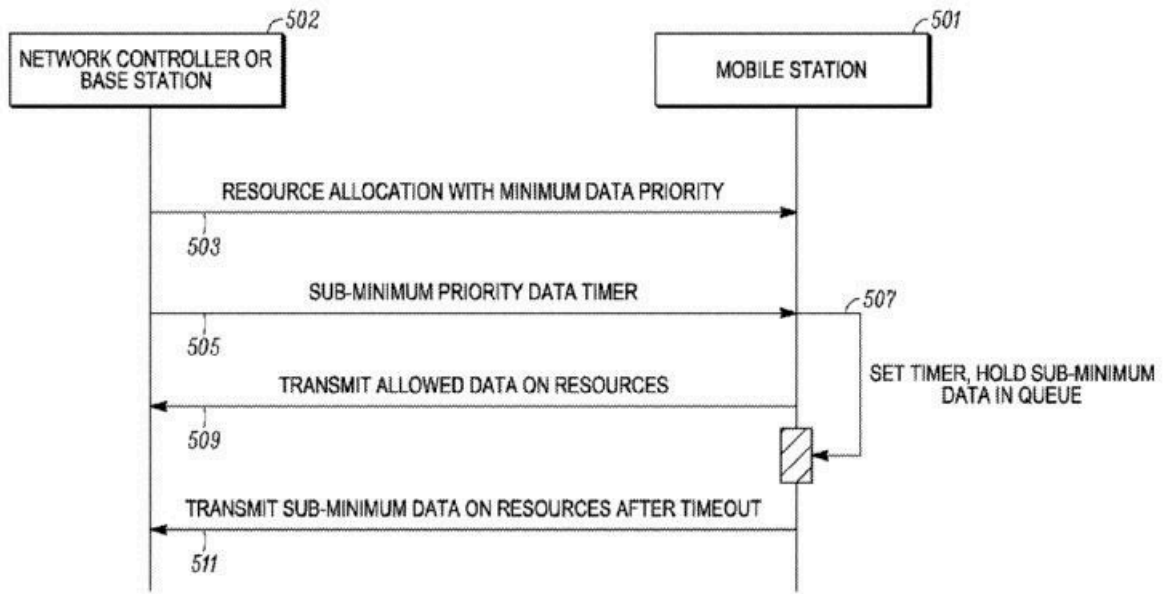


FIGURE 1

H04L 47/826**{Involving periods of time}****Definition statement***This place covers:*

Resource allocation/reservation taking into account time parameters or performed in different periods of time, e.g. sending first data with high priority and at a later point in time data with less priority.

The class can also be used for resource reservation policies that vary with the time.



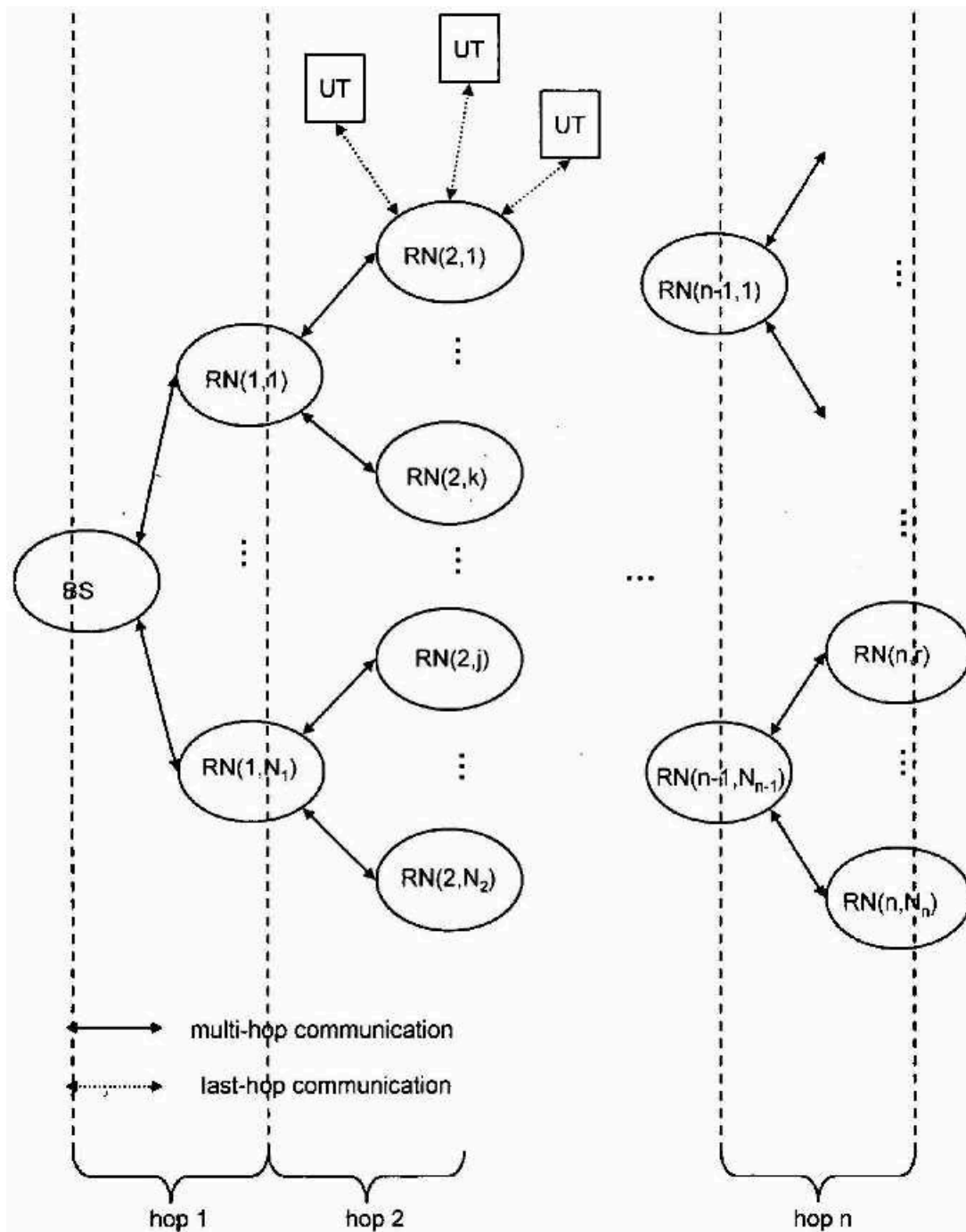
H04L 47/827

{Aggregation of resource allocation or reservation requests}

Definition statement

This place covers:

Admission control in which the resource reservations are aggregated and sent to the node that requested the reservation.



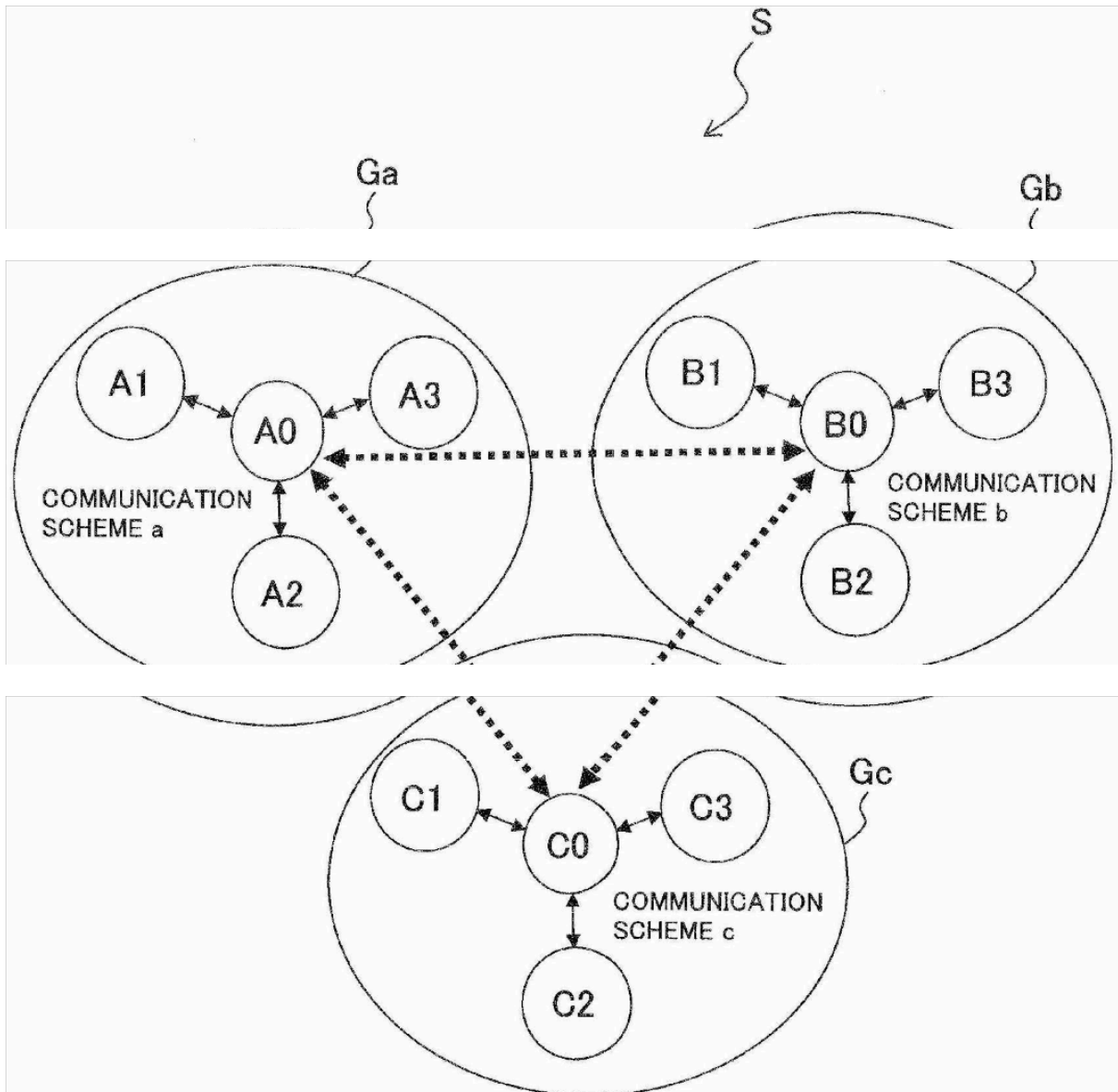
H04L 47/828

{Allocation of resources per group of connections, e.g. per group of users}

Definition statement

This place covers:

Admission control in which the allocation of resources is performed in relation to a group of connections.



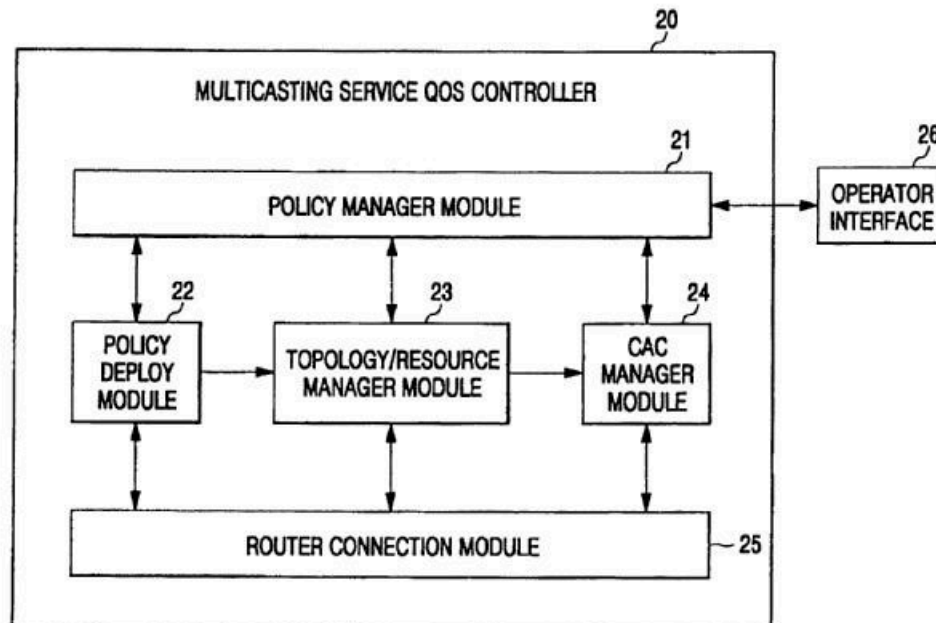
H04L 47/829

{Topology based}

Definition statement

This place covers:

Admission control in which the allocation of resources is based on a particular topology or in relation to the change of topology of the network.



H04L 47/83

based on usage prediction

Definition statement

This place covers:

Admission control in which the allocation of resources is based on predicted usage of said resources.

H04L 49/00

Packet switching elements

Definition statement

This place covers:

Systems and elements for switching of packets or cells, e.g. virtual switches or asynchronous transfer mode [ATM].

References

Informative references

Attention is drawn to the following places, which may be of interest for search:

Selecting arrangements for multiplex systems	H04Q 11/00
--	----------------------------

H04L 49/10

characterised by the switching fabric construction

Definition statement

This place covers:

Construction of the interconnect, or switching fabric or switching network, which connects every input port of the switch to every output port of the switch.

H04L 49/15

Interconnection of switching modules

Definition statement

This place covers:

Interconnection of the basic switching modules that are part of a switch fabric.

A switch fabric is built of basic switching building blocks, i.e. the switching modules.

A switching module is the basic unit of the switch fabric. It can be implemented in a single integrated circuit element or on a printed circuit board. The routing information of the incoming packet is analysed at the input port, and the cell is then directed to the correct output port (outlet). In general, the switching element consists of an interconnection network, an IC (input controller) for each incoming line and an OC (output controller) for each outgoing line. The OC transports cells which have been received from the interconnection network toward the destination. The IC and OC are coupled by the interconnection network.

H04L 49/20

Support for services

Definition statement

This place covers:

Details of specific features of packet switches for support of certain services, e.g. application services or a certain quality of service (QoS).

H04L 49/30

{Peripheral units, e.g. input or output ports}

Definition statement

This place covers:

Details of the peripherals units of a switch comprising functionalities taking place either between the end of the input link and the switching fabric, or between the switching fabric and the output link.

H04L 49/35

Switches specially adapted for specific applications

Definition statement

This place covers:

Packet switches, routers or bridges which are designed to support specific applications or protocols, e.g. LAN switches, Fibre Channel switches.

H04L 49/40

Constructional details, e.g. power supply, mechanical construction or backplane

Definition statement

This place covers:

Details of the constructional aspects of a packet switch.

The constructional details may not only be mechanical but may also relate to clock distribution, connectors, backplane distribution, etc.

H04L 49/45

Arrangements for providing or supporting expansion

Definition statement

This place covers:

Details concerning the upgrading of a switch, expanding a switch, e.g. a switch which is already in operation needs to be upgraded in terms of adding more ports to the switch or other upgrades concerning the switching fabric, the processing capacity of the controller or the number of line cards.

H04L 49/50

Overload detection or protection within a single switching element

Definition statement

This place covers:

Details concerning all functions within a packet switch that are used to detect an overload situation and/or to protect the packet switch from the negative consequence of degraded throughput due to overload, including functions used to prevent failure of the switch or errors in the switch, such as loss of packets, due to overload.

The overload may be either at the packet or at the call control level. It may be detected in any part of the switch, peripherals, switching fabric, control.

The most common overload situation of packet switches is the burst arrival of more packets than can be handled by the switch. This results in packets being discarded or a malfunction of the entire switch. However, other reasons for overload do exist, for instance the control plane for connection oriented packet switches (e.g. ATM switches) may receive more signalling messages than can be processed.

References

Informative references

Attention is drawn to the following places, which may be of interest for search:

Diverting traffic away from congested spots	H04L 47/122
Load balancing	H04L 47/125
Congestion Prediction	H04L 47/127
Reactions to storage capacity overflow	H04L 49/9084
Replacing packets in a storage arrangement, e.g. pushout	H04L 49/9089

H04L 49/55

Prevention, detection or correction of errors

Definition statement

This place covers:

Details concerning prevention, detection and corrections of errors such as packet loss, switch failure, internal routing errors.

H04L 49/60

Software-defined switches

Definition statement

This place covers:

Switches specially adapted for software-defined operations in cooperation with SDN controllers in network structures that centralise network intelligence in one network component, e.g. SDN controller, and separate the forwarding process or data plane from the routing process or control plane.

References

Informative references

Attention is drawn to the following places, which may be of interest for search:

Updating the topology between route computation elements, e.g. between OpenFlow controllers	H04L 45/036
Splitting route computation layer and forwarding layer, e.g. routing according to path computational element [PCE] or based on OpenFlow functionality	H04L 45/645
Interaction between route computation entities and forwarding entities, e.g. for route determination or for flow table update	H04L 45/655

H04L 49/65

Re-configuration of fast packet switches

Definition statement

This place covers:

Details concerning aligning the physical properties of the switch with the control software of that particular switch as an activity that is either executed by the switch itself (e.g. by the control software) or via a connected operation and maintenance system.

This implies that prior to the (re-)configuration of the switch, a change in the hardware structure of the switch has taken place. Such a change may comprise an addition or removal of hardware, for instance a line card or a switch card, the change of status of availability of some hardware, for instance due to a failure. Another reason can, for instance, be the need to expand the switch or to increase its functionality.

H04L 49/70

{Virtual switches}

Definition statement

This place covers:

Details concerning switching functionalities implemented as software programs that allows communications between virtual machines.

A virtual switch does more than just forward data packets. It can intelligently direct communication on the network by inspecting packets before passing them on. Some vendors embed virtual switches right into their virtualisation software, but a virtual switch can also be included in a server's hardware as part of its firmware.

Apart from the pure software implemented virtual switch, there are hybrid virtual switches comprising a real physical switching fabric interconnecting physical machines with a network. The control software of the switch implements virtual ports, i.e. emulates multiple logical ports on a physical port. This can have advantages if connections have to be moved from one physical port to another physical port and it also seems to have advantages in load balancing within the switch.

Another type of virtualisation is the provision of a logical switch or cluster switch that emulates a single switch on a plurality of physical switches.

H04L 49/90

Buffering arrangements

Definition statement

This place covers:

Queueing arrangements in packet switching networks, buffer allocation to packets, e.g. memory location (internal, external), buffer pools, memory partition to adapt to packet size, linked list of buffers.

NIC-mainframe interface

Intermediate buffering before the packet is transferred to the packet memory in the mainframe. Intermediate FIFO, circular list of descriptors, early interrupt after a number of bits has arrived, etc. In relation to those functions you will find also features like detection of too large, too short packets or CRC control.

Definition statement

When packets reach a store-and-forward unit they have to be temporarily buffered until the forwarding decision is made by the routing engine.

H04L 51/00**User-to-user messaging in packet-switching networks, transmitted according to store-and-forward or real-time protocols, e.g. e-mail****Definition statement**

This place covers:

User-to-user messaging in packet-switching networks, transmitted according to store-and-forward or real-time protocols, e.g. e-mail, or real-time protocols, e.g. instant messaging. A message switching system is a system that switches messages on the application layer. The messages have one or more individually identified recipients.

The message can be audio or video.

References**Informative references**

Attention is drawn to the following places, which may be of interest for search:

Interprogram communication	G06F 9/54
Computer-aided management of electronic mailing [e-mailing]	G06Q 10/107
User interfaces with interactive means for internal management of messages specially adapted for cordless or mobile telephones	H04M 1/7243
Voice mail systems in automatic or semi-automatic exchanges for telephonic communication	H04M 3/533
Interactive television system client devices with supplemental end-user services for emailing	H04N 21/4786
Selecting arrangements for multiplex systems using optical switching	H04Q 11/0001
Messaging arrangements specially adapted for wireless communication networks	H04W 4/12
Messaging devices for wireless communication networks, e.g. message centre	H04W 88/184

Glossary of terms

In this place, the following terms or expressions are used with the meaning indicated:

social network	websites and applications for the informal communication and sharing of information with other users
store and forward	a telecommunications technique in which information is sent to an intermediate station where it is kept and sent at a later time to the final destination or to another intermediate station
instant messaging [IM]	real-time transmission and exchange of short messages between two parties
users	chatbots, user readable or user-oriented messaging

Synonyms and Keywords

In patent documents, the word/expression in the first column is often used instead of the word/expression in the second column, which is used in the classification scheme of this place:

Message switching system	A system that switches messages on the application layer in the user plane. The messages have one or more individually identified recipients, although a user may have defined them to be part of a distribution list.
--------------------------	--

H04L 51/02

using automatic reactions or user delegation, e.g. automatic replies or chatbot-generated messages

Definition statement

This place covers:

Any system or technique for creating and sending automatic replies to messages, e.g. smart speaker interaction, Alexa or Hey Google.

H04L 51/04

Real-time or near real-time messaging, e.g. instant messaging [IM]

Definition statement

This place covers:

Instant messaging is data exchange in real-time between at least two end users connected to a packet-switching network where the users can be aware of the identity and the presence of the other party or parties.

References

Informative references

Attention is drawn to the following places, which may be of interest for search:

Messaging using presence information	H04L 51/043
Messaging combined to or interacting with other services or applications	H04L 51/046
Network arrangements or protocols for real-time communications	H04L 65/00
Presence management and presence servers as such	H04L 67/54

H04L 51/043

using or handling presence information

Definition statement

This place covers:

Instant Messaging in which user presence information is used for the message exchange.

References

Informative references

Attention is drawn to the following places, which may be of interest for search:

Use or manipulation of presence information in messaging presence management	H04L 67/54
--	----------------------------

H04L 51/046

Interoperability with other network applications or services

Definition statement

This place covers:

Instant Messaging combined or interacting with other applications, which may be real-time or not.

H04L 51/06

Message adaptation to terminal or network requirements

Definition statement

This place covers:

Any manipulation of the message while in transit between the sender and the recipient for optimizing its delivery and display.

References

Informative references

Attention is drawn to the following places, which may be of interest for search:

Protocols specially adapted for terminals or networks with limited capabilities	H04L 67/04
Networked arrangements for intermediate processing of conversion or adaptation of application content or format	H04L 67/565

H04L 51/063

Content adaptation, e.g. replacement of unsuitable content

Definition statement

This place covers:

Content adaptation for body or attachments. This can include the deletion of unwanted parts of the message, e.g. parental guidance, or multimedia data, the augmentation of the message or the replacement of data with links or summaries.

H04L 51/066

Format adaptation, e.g. format conversion or compression

Definition statement

This place covers:

Format adaptation, conversion or compression of a part of message of the entire message, e.g. changing a picture from BITMAP to JPEG format or text-to-speech conversion, changing message protocol. Although this may lead to loss of information due to different compression techniques or content that cannot be converted, the content is intentionally adapted, but any loss of information (due to the examples listed) is not intentional, and can be attributed to the adaptation (translation).

References

Informative references

Attention is drawn to the following places, which may be of interest for search:

Speech synthesis; Text to speech systems	G10L 13/00
--	----------------------------

H04L 51/07

characterised by the inclusion of specific contents

Definition statement

This place covers:

Exchange of messages including content other than plaintext.

H04L 51/08

Annexed information, e.g. attachments

Definition statement

This place covers:

The attachment to a message that impacts transmission and/or handling of the message in the network.

H04L 51/10

Multimedia information

Definition statement

This place covers:

Messages including multimedia data which impact transmission and/or handling of message in the network.

References

Informative references

Attention is drawn to the following places, which may be of interest for search:

Network arrangements or protocols for real-time communication	H04L 65/00
---	----------------------------

Voice messaging in telephonic communication using automatic or semi-automatic exchanges with non-audio components	H04M 3/5307
---	-----------------------------

H04L 51/18

Commands or executable codes

Definition statement

This place covers:

Messages including links, URLs, executable codes, etc. to be executed either at an intermediate node or at the recipient.

References

Informative references

Attention is drawn to the following places, which may be of interest for search:

Networked applications for remote control or remote monitoring of the application	H04L 67/025
Networked applications involving the movement of software or configuration parameters	H04L 67/34
Computer aided management of electronic mail	G06Q 10/10

H04L 51/21

Monitoring or handling of messages

Definition statement

This place covers:

Message monitoring and processing over the network.

H04L 51/212

using filtering or selective blocking

Definition statement

This place covers:

Blocking or partial filtering of messages based on predetermined criteria, e.g. based on the age of the message(s).

References

Informative references

Attention is drawn to the following places, which may be of interest for search:

Message adaptation to remove unwanted content	H04L 51/063
Firewalls and in particular filtering policies	H04L 63/0227
Malware detection or handling	G06F 21/56
Access security using filters or firewalls in wireless networks	H04W 12/088

H04L 51/214

using selective forwarding

Definition statement

This place covers:

Redirection of messages by an intermediate network node, e.g. a server, either for delivery optimisation especially based on network conditions and user profile.

References

Informative references

Attention is drawn to the following places, which may be of interest for search:

For profiles in general	H04L 67/306
-------------------------	-----------------------------

H04L 51/216

Handling conversation history, e.g. grouping of messages in sessions or threads

Definition statement

This place covers:

- Grouping messages in conversations
- Forking conversations
- Keeping track of conversations

H04L 51/222

using geographical location information, e.g. messages transmitted or received in proximity of a certain spot or area

Definition statement

This place covers:

Transmission or handling of the message in the network based on the location of the sender's and/or recipient's terminal.

References

Informative references

Attention is drawn to the following places, which may be of interest for search:

Protocols for adapting network applications to user terminal location	H04L 67/52
Services specially adapted for wireless communication networks making use of the location of users or terminals	H04W 4/02

H04L 51/224

providing notification on incoming messages, e.g. pushed notifications of received messages

Definition statement

This place covers:

Alternative means for notifying a user that a message has been received.

Examples:

- Notification that a message has been received by the server;
- Notification of pre-defined events;
- Notification on a wearable device.

Alternative means includes an out-of-band communication channel, an audible alert, a visual alert or a vibration alert.

References

Informative references

Attention is drawn to the following places, which may be of interest for search:

Push-based network devices, pushed-based messaging	H04L 67/55
Execution arrangements for user interfaces	G06F 9/451
Computer aided management of electronic mail	G06Q 10/10
User interfaces specially adapted for cordless or mobile telephones	H04M 1/724

H04L 51/226

Delivery according to priorities

Definition statement

This place covers:

Scheduling (both delaying or prioritising) message transmission depending of determined priority levels to guarantee a better user service.

References

Informative references

Attention is drawn to the following places, which may be of interest for search:

Networked applications for intermediate processing whereby quality of service or priority requirements are taken into account	H04L 67/61
---	----------------------------

H04L 51/23

Reliability checks, e.g. acknowledgments or fault reporting

Definition statement

This place covers:

Informing the sender of a message about the correct reception of the message by the recipient, or on the missed or partial reception of the message.

References

Informative references

Attention is drawn to the following places, which may be of interest for search:

Generation of monitoring or testing reports	H04L 43/06
---	----------------------------

H04L 51/234

for tracking messages

Definition statement

This place covers:

Detecting and reporting the progress of messages along the network, i.e. on the nodes located between the sender and the recipient excluding those two ends.

H04L 51/42

Mailbox-related aspects, e.g. synchronisation of mailboxes

Definition statement

This place covers:

Message storage, synchronisation, categorisation and retrieval, e.g. mailboxes.

References

Informative references

Attention is drawn to the following places, which may be of interest for search:

Computer aided management of electronic mail	G06Q 10/107
--	-----------------------------

H04L 51/48

Message addressing, e.g. address format or anonymous messages, aliases

Definition statement

This place covers:

Hiding, modifying, retrieving, converting addresses of messages.

References

Informative references

Attention is drawn to the following places, which may be of interest for search:

Arrangements and protocols for addressing and naming	H04L 61/00
--	----------------------------

H04L 51/52

for supporting social networking services

Definition statement

This place covers:

Messages exchanged over one or more social networks.

References

Informative references

Attention is drawn to the following places, which may be of interest for search:

Social network management and organisation	G06Q 50/01
--	----------------------------

H04L 51/56

Unified messaging, e.g. interactions between e-mail, instant messaging or converged IP messaging [CPM]

Definition statement

This place covers:

Messages exchanged and accessed by the users through different platforms, protocols, applications.

References

Informative references

Attention is drawn to the following places, which may be of interest for search:

Instant messages format conversion	H04L 51/066
------------------------------------	-----------------------------

H04L 51/58

Message adaptation for wireless communication

Definition statement

This place covers:

Transmission of messages using wireless communication services, e.g. SMS or MMS.

The messages are not modified. The group concerns solving problems typical for wireless networks, e.g. transmission slot allocation, issues with base station or new 5G challenges.

References

Informative references

Attention is drawn to the following places, which may be of interest for search:

Services specially adapted for wireless communication networks Messaging; Mailboxes;	H04W 4/12
Short messaging services	H04W 4/14
Messaging devices, e.g. message centre	H04W 88/184

H04L 61/00

Network arrangements, protocols or services for addressing or naming

Definition statement

This place covers:

The following aspects of addressing and naming in data networks:

- Conversion and mapping of addresses, which includes mapping between different types of addresses, e.g. ARP or mapping between telephone numbers and IP addresses and mapping between the same type of addresses, e.g. NAT
- Directories and name-to-address resolution, e.g. DNS, LDAP, X.500, address books
- Allocation of addresses, e.g. DHCP
- Logical names, in particular aspects relating to the registration, conversion and structure of e.g. domain names, e-mail addresses or SIP-URIs
- Implementation of special functionalities, e.g. QoS

References

Informative references

Attention is drawn to the following places, which may be of interest for search:

Network security protocols	H04L 9/40
Data switching networks; Arrangements for providing special services to substations for broadcast or conference	H04L 12/18
Data switching networks characterised by a path configuration; Home automation networks	H04L 12/2803
Exchanging configuration information on appliance services in a home automation network	H04L 12/2807
Data switching networks configured as bus networks	H04L 12/40
High-speed IEEE 1394 serial bus	H04L 12/40052
Data switching networks characterised by a path configuration; Interconnection of networks using encapsulation techniques, e.g. tunnelling	H04L 12/4633
Arrangements for maintenance, administration or management of data switching networks, e.g. of packet switching networks	H04L 41/00
Arrangements for maintenance or administration or management of packet switching networks using standardised network management protocols	H04L 41/0213

Informative references

Arrangements for maintenance or administration or management of packet switching networks; Configuration management of network or network elements	H04L 41/08
Routing or path finding of packets in data switching networks	H04L 45/00
User-to-user messaging in packet-switching networks, transmitted according to store-and-forward or real-time protocols, e.g. e-mail	H04L 51/00
Network architectures or network communication protocols for network security for separating internal from external traffic, e.g. firewalls	H04L 63/02
Network architectures or network communication protocols for network security for separating internal from external traffic; Firewall traversal, e.g. tunnelling or creating pinholes	H04L 63/029
Network architectures or network communication protocols for network security for providing a confidential data exchange among entities communicating through data packet networks	H04L 63/04
Network architectures or network communication protocols for network security for supporting authentication of entities communicating through a packet data network	H04L 63/08
Network arrangements, protocols or services for supporting real-time applications in data packet communications	H04L 65/00
Network arrangements or protocols for real-time communications; Signalling, control or architecture; Session control; Registration	H04L 65/1073
Network arrangements or protocols for supporting network services or applications	H04L 67/00
Network-specific arrangements or communication protocols supporting networked applications in which an application is distributed across nodes in the network for accessing one among a plurality of replicated servers, e.g. load balancing	H04L 67/1001
Network-specific arrangements or communication protocols supporting networked applications adapted for proprietary or special purpose networking environments	H04L 67/12
Network-specific arrangements or communication protocols supporting networked applications involving the movement of software and/or configuration parameters	H04L 67/34
Network-specific arrangements or communication protocols supporting networked applications; Service discovery or service management	H04L 67/51
Network-specific arrangements or communication protocols supporting networked applications; Presence management	H04L 67/54
Network-specific arrangements or communication protocols supporting networked applications for the provision of proxy services, e.g. intermediate processing or storage in the network	H04L 67/56
Protocols for interworking or protocol conversion	H04L 69/08
Accessing, addressing or allocating within memory systems or architectures	G06F 12/00
Bus transfer protocol, e.g. handshake; Synchronisation	G06F 13/42
Information retrieval using distributed data base systems	G06F 16/27
Retrieval of information from the web using information identifiers, e.g. uniform resource locators [URL]	G06F 16/955
Administration, e.g. office automation or reservations	G06Q 10/00

Informative references

Commerce, e.g. shopping or e-commerce	G06Q 30/00
Telephone directories in user terminals	H04M 1/27
Telephone user terminals with static electronic memories for the storage of multiple subscriber numbers	H04M 1/2745
Arrangements for providing interactive information services to subscribers, e.g. directory enquiries	H04M 3/493
Directory assistance systems	H04M 3/4931
Arrangements for interconnection between switching centres	H04M 7/00
Details of addressing, directories or routing tables of networks other than PSTN/ISDN providing telephone service, e.g. Voice over Internet Protocol	H04M 7/0075
Details of addressing, directories or routing tables for working between exchanges having different types of switching equipment, where the types of switching equipment comprises PSTN/ISDN equipment and switching equipment of networks other than PSTN/ISDN	H04M 7/128
Processing of mobility data, Registration at HLR or HSS	H04W 8/04
Network data management; Mobility data transfer	H04W 8/08
Network addressing or numbering for mobility support in wireless communication networks	H04W 8/26
Registration; Multiple registrations, e.g. multihoming	H04W 60/005
Network layer protocols in wireless communication networks, e.g. mobile IP	H04W 80/04
Network topologies; Self-organizing networks, e.g. ad-hoc networks or sensor networks	H04W 84/18
Devices specially adapted for wireless communication networks	H04W 88/00
Devices specially adapted for wireless communication networks adapted for operation in multiple networks	H04W 88/06

Special rules of classification

- Address resolution is classified in group [H04L 61/10](#), whereas name-to-address-resolution is classified in group [H04L 61/50](#).
- ENUM is based on DNS and should therefore be classified under Directories in [H04L 61/4557](#) and not in [H04L 61/106](#).
- The Address Allocation subgroup [H04L 61/5084](#) covers "portability" aspects not covered in [H04W 8/26](#) or [H04W 80/04](#), e.g. nomadic users in a hotel.
- IPv4 and IPv6 addresses are considered to be of the same type. Therefore, a mapping between these address types should be classified in [H04L 61/251](#) and not in [H04L 61/10](#).
- The Details subgroup ([H04L 2101/60](#)) should be used as an additional classification in [H04L 61/00](#), i.e. if other [H04L 61/00](#) subgroups in the range [H04L 61/10](#) - [H04L 61/35](#) have already been assigned.

Synonyms and Keywords

In patent documents, the following abbreviations are often used:

ARP	Address resolution protocol
DAD	Duplicate address detection
DHCP	Dynamic host configuration protocol
DNS	Domain name system

EPP	Extensible provisioning protocol
GRUU	Globally routable User Agent URI
IP	Internet protocol
IPv4, IPv6	Internet protocol addresses version 4 and 6
LDAP	Lightweight directory access protocol
M2M	Machine-to-machine communication
MAC address	Media access control address
NAT	Network address translation
NAPT	Network address port translation
PAT	Port and address translation
RARP	Reverse address resolution protocol
RRP	Registry registrar protocol
SLAAC	Stateless address autoconfiguration (IPv6)
STUN	Session traversal utilities for NAT
TURN	Traversal using relay NAT
UPnP	Universal plug and play
URI	Uniform resource identifier

H04L 61/09

Mapping addresses

Definition statement

This place covers:

The pairing of addresses, which require a mapping or a conversion in the network. Specific examples are given in the subgroups.

The mapping of names to addresses is classified in the subgroups of [H04L 61/45](#).

H04L 61/10

of different types

Definition statement

This place covers:

The pairing of addresses of different type which require a mapping or conversion in the network in contrast to mapping of addresses of the same type, e.g. NAT, which is classified in [H04L 61/25](#).

Special rules of classification

Directory aspects should be classified in the subgroups of [H04L 61/45](#). Preferably the types of addresses involved should be classified using the indexing scheme. Mapping of addresses of the same type, e.g. NAT, is classified in [H04L 61/25](#).

H04L 61/103

across network layers, e.g. resolution of network layer into physical layer addresses or address resolution protocol [ARP]

Definition statement

This place covers:

The pairing of addresses across network layers, e.g. the pairing of an IP address and a MAC address (ARP).

Examples: IETF RFC 826 (ARP), IETF RFC 6830 (LISP).

References

Informative references

Attention is drawn to the following places, which may be of interest for search:

Data switching networks characterised by a path configuration; Interconnection of networks using encapsulation techniques, e.g. tunnelling	H04L 12/4633
---	------------------------------

H04L 61/106

across networks, e.g. mapping telephone numbers to data network addresses

Definition statement

This place covers:

The pairing of address across networks. The paired addresses relate to the same network entity. A typical example for a pairing across networks is the mapping of an IP address to a telephone number or to an address of a special purpose network.

IPv6 and IPv4 addresses are considered to be of the same type in the context of this group and the pairing of IPv4/IPv6 addresses is therefore classified in [H04L 61/2503](#).

References

Informative references

Attention is drawn to the following places, which may be of interest for search:

Data switching networks; Arrangements for connecting between networks having differing types of switching system, e.g. gateways	H04L 12/66
Network arrangements of protocols for real-time communication; Signalling, control or architecture; Gateways	H04L 65/102
Application independent communication protocol aspects of techniques in packet data networks; Protocols for interworking or protocol conversion	H04L 69/08

H04L 61/25

of the same type

Definition statement

This place covers:

The pairing of addresses of the same type. A typical example with regard to IP is NAT, i.e. the mapping between local and public addresses or the mapping between IPv4 and IPv6 addresses, which are considered to be of the same type in the context of the groups [H04L 61/25](#) and [H04L 61/106](#).

H04L 61/2503

Translation of Internet protocol [IP] addresses

Definition statement

This place covers:

The pairing of IP addresses, i.e. the translation between local and public IP addresses or the translation between IPv4 and IPv6 addresses, see the specific subgroups below.

References

Informative references

Attention is drawn to the following places, which may be of interest for search:

Network architectures or network communication protocols for network security for separating internal from external traffic, e.g. firewalls	H04L 9/40
Network-specific arrangements or communication protocols supporting networked applications in which an application is distributed across nodes in the network for accessing one among a plurality of replicated servers, e.g. load balancing	H04L 67/1001

Special rules of classification

This group should be used for the classification of any aspect of IP address translation that is not covered by the specific scenarios in the sub-groups, such as IP redirection.

H04L 61/251

between different IP versions

Definition statement

This place covers:

Pairing of IPv4 and IPv6 addresses, e.g. NAT64.

Encapsulation should be classified in [H04L 12/4633](#).

References

Informative references

Attention is drawn to the following places, which may be of interest for search:

Data switching networks characterised by a path configuration; Interconnection of networks using encapsulation techniques, e.g. tunnelling	H04L 12/4633
---	------------------------------

H04L 61/2514

between local and global IP addresses

Definition statement

This place covers:

The pairing of local and global addresses, such as Network Address Translation [NAT].

Examples: IETF RFC 3022, IETF RFC 4787

References

Informative references

Attention is drawn to the following places, which may be of interest for search:

Network architectures or network communication protocols for network security for separating internal from external traffic, e.g. firewalls	H04L 9/40
---	---------------------------

H04L 61/2517

using port numbers

Definition statement

This place covers:

The translation of TCP/UDP port numbers, such as in Network Address Port Translation [NAPT].

H04L 61/2521

Translation architectures other than single NAT servers

Definition statement

This place covers:

Architectures different from a single NAT server, see the specific scenarios covered by the subgroups.

H04L 61/2525

{Translation at a client}

Definition statement

This place covers:

Architectures where (a part of) the translation/conversion is performed at a client or a host. The translation performed in hypervisors is also classified here.

References

Informative references

Attention is drawn to the following places, which may be of interest for search:

Arrangements for program control using stored programs; Arrangements for executing specific programs; Emulation, Software simulation	G06F 9/455
--	----------------------------

H04L 61/2528

{Translation at a proxy}

Definition statement

This place covers:

Architectures where (a part of) the translation/conversion is performed at an intermediary network element (other than a NAT server).

References

Informative references

Attention is drawn to the following places, which may be of interest for search:

Application level gateways, ALGs, for NAT traversal	H04L 61/2585
Network-specific arrangements or communication protocols supporting networked applications for the provision of proxy services, e.g. intermediate processing or storage in the network	H04L 67/56

H04L 61/2532

{Clique of NAT servers}

Definition statement

This place covers:

Multiple servers performing coordinated address translation operations.

H04L 61/2535

{Multiple local networks, e.g. resolving potential IP address conflicts}

Definition statement

This place covers:

Architectures connecting multiple LANs and requiring a translation of addresses due to overlapping address ranges.

References

Informative references

Attention is drawn to the following places, which may be of interest for search:

Resolving address conflicts in the context of address allocation	H04L 61/5046
--	------------------------------

Network architectures or network communication protocols for network security for providing a confidential data exchange among entities communicating through data packet networks	H04L 63/04
--	----------------------------

H04L 61/2539

Hiding addresses; Keeping addresses anonymous

Definition statement

This place covers:

Architectures in which the translation/conversion is used to keep addresses anonymous. The architecture may be similar to [H04L 61/2514](#), the main reason for the conversion however is the privacy aspect.

References

Informative references

Attention is drawn to the following places, which may be of interest for search:

Network architectures or network communication protocols for network security for providing a confidential data exchange among entities communicating through data packet networks; Anonymous communication, i.e. the party's identifiers are hidden from the other party or parties.	H04L 9/40
---	---------------------------

H04L 61/2546

Arrangements for avoiding unnecessary translation

Definition statement

This place covers:

Mechanisms for avoiding unnecessary address translation, e.g. tromboning.

References

Informative references

Attention is drawn to the following places, which may be of interest for search:

Routing or path finding of packets in data switching networks	H04L 45/00
---	----------------------------

H04L 61/255

Maintenance or indexing of mapping tables

Definition statement

This place covers:

Aspects relating to the maintenance of the mapping (translation/binding) table, such as table setup, timers for deletion of entries, etc.

H04L 61/2553

Binding renewal aspects, e.g. using keep-alive messages

Definition statement

This place covers:

Aspects relating to the renewal of mapping table entries.

References

Informative references

Attention is drawn to the following places, which may be of interest for search:

Network architectures or network communication protocols for network security for separating internal from external traffic; Firewall traversal, e.g. tunnelling or creating pinholes	H04L 9/40
Network-specific arrangements or communication protocols supporting networked applications for session management; provided for avoiding end of session	H04L 67/145

H04L 61/2557

Translation policies or rules

Definition statement

This place covers:

Any aspects relating to particular address translation policies or rules.

H04L 61/256

NAT traversal

Definition statement

This place covers:

Any aspects relating to the traversal of NAT, e.g. enabling the connection initiation from nodes in an external network to nodes an internal network.

References

Informative references

Attention is drawn to the following places, which may be of interest for search:

Network architectures or network communication protocols for network security for separating internal from external traffic; Firewall traversal, e.g. tunnelling or creating pinholes	H04L 9/40
---	---------------------------

H04L 61/2564

{for a higher-layer protocol, e.g. for session initiation protocol [SIP]}

Definition statement

This place covers:

Traversal of NAT for higher layer protocols, such as SIP, IPSec, SNMP.

References

Informative references

Attention is drawn to the following places, which may be of interest for search:

Arrangements for maintenance or administration or management of packet switching networks using standardised network management protocols	H04L 41/0213
Network architectures or network communication protocols for network security for providing a confidential data exchange among entities communicating through data packet networks	H04L 63/04
Network arrangements or protocols for real-time communication; Signalling or session protocols, SIP	H04L 65/1104

H04L 61/2567

for reachability, e.g. inquiring the address of a correspondent behind a NAT server

Definition statement

This place covers:

Retrieving the routable (external) address of a client behind a NAT server for the purpose of NAT traversal.

H04L 61/2571

{for identification, e.g. for authentication or billing (charging arrangements [H04L 12/14](#))}

Definition statement

This place covers:

Identifying the source of traffic originating by a client behind NAT by an external entity, e.g. for billing.

References

Limiting references

This place does not cover:

Data switching networks; Metering, charging or billing arrangements	H04L 12/14
---	----------------------------

H04L 61/2575

using address mapping retrieval, e.g. simple traversal of user datagram protocol through session traversal utilities for NAT [STUN]

Definition statement

This place covers:

Traversal methods in which a client retrieves its translated addresses, e.g. to share the address with potential peers.

H04L 61/2578

without involvement of the NAT server

Definition statement

This place covers:

Address translation traversal methods, which are transparent to the NAT server, contrary to the methods classified in [H04L 61/2521](#).

H04L 61/2582

through control of the NAT server, e.g. using universal plug and play [UPnP]

Definition statement

This place covers:

Address translation traversal methods, which require direct communication with the NAT server to control the behaviour of the NAT server, contrary to the methods classified in [H04L 61/2521](#). Popular examples are UPnP, Port Control Protocol (PCP) / Internet Gateway Device Protocol (IGD).

References

Informative references

Attention is drawn to the following places, which may be of interest for search:

Data switching networks characterised by a path configuration; Home automation networks	H04L 12/28
---	----------------------------

H04L 61/2585

through application level gateway [ALG]

Definition statement

This place covers:

Address translation traversal methods using an ALG, which translates addresses and ports above Layer 4. Used for protocols that include lower layer addresses in the application layer payload, such as FTP or SIP.

References

Informative references

Attention is drawn to the following places, which may be of interest for search:

Network-specific arrangements or communication protocols supporting networked applications for the provision of proxy services, e.g. intermediate processing or storage in the network	H04L 67/56
--	----------------------------

H04L 61/2589

over a relay server, e.g. traversal using relay for network address translation [TURN]

Definition statement

This place covers:

Address translation traversal methods using a relay server for the communication between two peers.

References

Informative references

Attention is drawn to the following places, which may be of interest for search:

Network-specific arrangements or communication protocols supporting networked applications for the provision of proxy services, e.g. intermediate processing or storage in the network	H04L 67/56
--	----------------------------

H04L 61/2592

using tunnelling or encapsulation

Definition statement

This place covers:

The use of encapsulation/tunnelling in the context of address translation or address translation traversal.

References

Informative references

Attention is drawn to the following places, which may be of interest for search:

Network architectures or network communication protocols for network security for providing a confidential data exchange among entities communicating through data packet networks	H04L 9/40
Data switching networks characterised by a path configuration; Interconnection of networks using encapsulation techniques, e.g. tunnelling	H04L 12/46

H04L 61/2596

Translation of addresses of the same type other than IP, e.g. translation from MAC to MAC addresses

Definition statement

This place covers:

Translation of the same type of addresses, other than IP addresses, such as the translation between MAC addresses.

References

Informative references

Attention is drawn to the following places, which may be of interest for search:

Routing or path finding of packets in data switching networks	H04L 45/00
---	----------------------------

H04L 61/30

Managing network names, e.g. use of aliases or nicknames (name-to-address mapping [H04L 61/45](#))

Definition statement

This place covers:

Aspects relating to any kind of names used in a network context (in contrast to a client-side only context) and the management of these names, such as conversion or registration.

References

Limiting references

This place does not cover:

Name-to-address mapping	H04L 61/45
-------------------------	----------------------------

Informative references

Attention is drawn to the following places, which may be of interest for search:

Detail of database functions independent of the retrieved data types; Retrieval from the web using information identifiers, e.g. uniform resource locators, URL	G06F 16/955
--	-----------------------------

H04L 61/301

Name conversion

Definition statement

This place covers:

Any kind of name conversion, such as conversions to short names, anonymized names or character conversion.

H04L 61/302

{Administrative registration, e.g. for domain names at internet corporation for assigned names and numbers [ICANN]}

Definition statement

This place covers:

The registration of names, such as the registration of domain names and the use of RRP or EPP protocols for registration and management of domain names.

References

Informative references

Attention is drawn to the following places, which may be of interest for search:

Administration, e.g. office automation or reservations	G06Q 10/00
Commerce, e.g. shopping or e-commerce	G06Q 30/00

H04L 61/3025

{Domain name generation or assignment}

Definition statement

This place covers:

Aspects related to the generation of names and assignment of names to network nodes.

H04L 61/45

Network directories; Name-to-address mapping

Definition statement

This place covers:

Distributed or centralised data network directories.

References

Informative references

Attention is drawn to the following places, which may be of interest for search:

Information retrieval using distributed data base systems	G06F 16/27
Directory assistance systems	H04M 3/4931
Details of addressing, directories or routing tables of networks other than PSTN/ISDN providing telephone service, e.g. Voice over Internet Protocol	H04M 7/0075
Details of addressing, directories or routing tables for working between exchanges having different types of switching equipment, where the types of switching equipment comprises PSTN/ISDN equipment and switching equipment of networks other than PSTN/ISDN	H04M 7/128

H04L 61/4505

using standardised directories; using standardised directory access protocols

Definition statement

This place covers:

The use of standardised directories according to the sub-groups.

H04L 61/4511

using domain name system [DNS]

Definition statement

This place covers:

The Domain Name System [DNS]

Examples: IETF RFC 1035

H04L 61/4517

using open systems interconnection [OSI] directories, e.g. X.500

Definition statement

This place covers:

Directories based on the X.500 standard.

H04L 61/4523

using lightweight directory access protocol [LDAP]

Definition statement

This place covers:

The use of the LDAP protocol, e.g. Active Directory.

Aspects relating to the directory itself should be classified in [H04L 61/4517](#) (X.500).

H04L 61/4535

using an address exchange platform which sets up a session between two nodes, e.g. rendezvous servers, session initiation protocols [SIP] registrars or H.323 gatekeepers

Definition statement

This place covers:

Directories aspects of address exchange platforms, such as particular data stored in the directory, directory management etc.

References

Informative references

Attention is drawn to the following places, which may be of interest for search:

Address translation traversal over a relay server, e.g. traversal using relay for network address translation [TURN]	H04L 61/2589
Directories containing mobile subscriber information, e.g. home subscriber server [HSS]	H04L 61/4588
Network arrangements or protocols for real-time communications; Signalling, control or architecture; Session control; Registration	H04L 65/1073
Network-specific arrangements or communication protocols supporting networked applications for the provision of proxy services, e.g. intermediate processing or storage in the network	H04L 67/56

H04L 61/4541

Directories for service discovery

Definition statement

This place covers:

Directories for the discovery of network services, e.g. printing services in the network. Example technologies are the Directory Agents in the Service Location Protocol [SLP], or DNS Service Discovery [DNS-SD].

References

Informative references

Attention is drawn to the following places, which may be of interest for search:

Network-specific arrangements or communication protocols supporting networked applications; Service discovery or service management	H04L 67/51
---	----------------------------

H04L 61/4547

{for personal communications, i.e. using a personal identifier}

Definition statement

This place covers:

Directories linking a personal identifier of a user to multiple identifiers (e-mail address, telephone numbers etc.) associated with different communication channels of the user (similar to an address book) and e.g. providing the best way to reach the user.

References

Informative references

Attention is drawn to the following places, which may be of interest for search:

Network-specific arrangements or communication protocols supporting networked applications; Presence management	H04L 67/54
---	----------------------------

H04L 61/4552

Lookup mechanisms between a plurality of directories; Synchronisation of directories, e.g. metadirectories

Definition statement

This place covers:

Aspects related to lookup mechanisms in a directory, lookup mechanisms between directories or synchronisation between directories, using e.g. OMA-SyncML.

References

Informative references

Attention is drawn to the following places, which may be of interest for search:

Information retrieval; Database structures therefore; File system structures therefore of structured data, e.g. relational data	G06F 16/20
---	----------------------------

H04L 61/4553

{Object oriented directories, e.g. common object request broker architecture [CORBA] name server}

Definition statement

This place covers:

Directories storing references to objects, e.g. COS Name service, for remote procedure calls.

References

Informative references

Attention is drawn to the following places, which may be of interest for search:

Arrangements for program control; Multiprogramming arrangements; Distributed object oriented systems	G06F 9/465
--	----------------------------

H04L 61/4555

{Directories for electronic mail or instant messaging}

References

Informative references

Attention is drawn to the following places, which may be of interest for search:

Message switching systems, e.g. electronic mail systems	H04L 51/00
---	----------------------------

H04L 61/4557

Directories for hybrid networks, e.g. including telephone numbers

Definition statement

This place covers:

Directories used in hybrid voice communication networks, e.g. ENUM.

References

Informative references

Attention is drawn to the following places, which may be of interest for search:

Mapping addresses across networks, e.g. mapping telephone numbers to data network addresses	H04L 61/106
Network directories; Name-to-address mapping using domain name system [DNS]	H04L 61/4511
Network directories; using an address exchange platform which sets up a session between two nodes, e.g. rendezvous servers, session initiation protocols, SIP, registrars or H.323 gatekeepers	H04L 61/4535
Directories containing mobile subscriber information, e.g. home subscriber server [HSS]	H04L 61/4588

H04L 61/4588

containing mobile subscriber information, e.g. home subscriber server [HSS]

Definition statement

This place covers:

Directories used in mobile communication systems, such as HSS, HLR, VLR.

References

Informative references

Attention is drawn to the following places, which may be of interest for search:

Processing of mobility data, Registration at HLR or HSS	H04W 8/04
---	---------------------------

H04L 61/4594

Address books, i.e. directories containing contact information about correspondents (telephone directories in user terminals [H04M 1/27453](#))

Definition statement

This place covers:

Directories containing contact information of users and involving a network aspect, such as address books located in the network, e.g. the Converged Address Books of the Open Mobile Alliance (OMA).

References

Limiting references

This place does not cover:

Telephone directories in user terminals	H04M 1/27453
---	------------------------------

H04L 61/50

Address allocation

Definition statement

This place covers:

The allocation of addresses to network devices.

References

Informative references

Attention is drawn to the following places, which may be of interest for search:

Arrangements for maintenance or administration or management of packet switching networks; Configuration management of network or network elements	H04L 41/08
--	----------------------------

H04L 61/5007

Internet protocol [IP] addresses

Definition statement

This place covers:

Allocation of IP addresses to network devices.

Any aspects relating to the allocation of IP addresses which are not covered by any of the subgroups should be classified in this group.

H04L 61/5014

using dynamic host configuration protocol [DHCP] or bootstrap protocol [BOOTP]

Definition statement

This place covers:

The use of the DHCP or BOOTP protocol for allocating IP addresses and sending further configuration information to network devices.

References

Informative references

Attention is drawn to the following places, which may be of interest for search:

Arrangements for maintenance or administration or management of packet switching networks; Configuration management of network or network elements	H04L 41/08
--	----------------------------

Network-specific arrangements or communication protocols supporting networked applications involving the movement of software and/or configuration parameters	H04L 67/34
---	----------------------------

H04L 61/503

using an authentication, authorisation and accounting [AAA] protocol, e.g. remote authentication dial-in user service [RADIUS] or Diameter

Definition statement

This place covers:

Allocation of IP addresses involving an AAA node, such as in 3GPP networks.

References

Informative references

Attention is drawn to the following places, which may be of interest for search:

Network architectures or network communication protocols for network security for supporting authentication of entities communicating through a packet data network	H04L 9/40
---	---------------------------

H04L 61/5038

for local use, e.g. in LAN or USB networks, or in a controller area network [CAN]

Definition statement

This place covers:

Allocation of any kind of addresses in data networks for local use in the network only, such as in a LAN, USB, bus or special purpose network, including the allocation of MAC addresses, e.g. in virtual machines.

References

Informative references

Attention is drawn to the following places, which may be of interest for search:

Data switching networks characterised by a path configuration; Bus networks	H04L 12/40
Network-specific arrangements or communication protocols supporting networked applications adapted for proprietary or special purpose networking environments	H04L 67/12
Network topologies; Self-organizing networks, e.g. ad-hoc networks or sensor networks	H04W 84/18

H04L 61/5046

Resolving address allocation conflicts; Testing of addresses (testing when self-assigning an address [H04L 61/5092](#))

Definition statement

This place covers:

Methods for preventing address allocation conflicts in data networks, i.e. preventing that the same address is allocated to multiple devices.

References

Limiting references

This place does not cover:

Resolving address allocation conflicts in the context of address self-assignment, such as IPv4 and IPv6 DAD/SLAAC	H04L 61/5092
---	------------------------------

H04L 61/5053

Lease time; Renewal aspects

Definition statement

This place covers:

Aspects relating to the lease time or the renewal of allocated addresses.

H04L 61/5061

Pools of addresses

Definition statement

This place covers:

Aspects related to pools of addresses in the context of address allocation, such as splitting an address pool in sub-pools and assigning the sub-pools to different DHCP servers.

H04L 61/5069

for group communication, multicast communication or broadcast communication

Definition statement

This place covers:

Generation and allocation of group address used to address multiple recipients.

References

Informative references

Attention is drawn to the following places, which may be of interest for search:

Data switching networks; Arrangements for providing special services to substations for broadcast or conference	H04L 12/18
---	----------------------------

H04L 61/5076

Update or notification mechanisms, e.g. DynDNS

Definition statement

This place covers:

Update or notification mechanisms in the context of address allocation, e.g. notifying an entity which is originally not involved in the address allocation of a newly allocated address.

References

Informative references

Attention is drawn to the following places, which may be of interest for search:

Address allocation by self-assignment, e.g. picking addresses at random and testing if they are already in use	H04L 61/5092
--	------------------------------

H04L 61/5084

Providing for device mobility (network addressing or numbering for mobility support in wireless networks [H04W 8/26](#); mobile IP [H04W 80/04](#))

Definition statement

This place covers:

Address allocation arrangements in the context of device mobility/portability, such as in the Locator/Identifier Separation Protocol or Virtual Machine migration.

References

Limiting references

This place does not cover:

Network addressing or numbering for mobility support in wireless networks	H04W 8/26
Wireless network protocols or protocol adaptations to wireless operation; Network layer protocols, e.g. mobile IP	H04W 80/04

H04L 61/5092

by self-assignment, e.g. picking addresses at random and testing if they are already in use

Definition statement

This place covers:

The self-assignment of addresses, such as IPv6 Stateless Address Autoconfiguration, SLAAC or APIPA.

H04L 61/58

Caching of addresses or names

Definition statement

This place covers:

Temporary storage of addresses or names in a cache, such as in an ARP cache or in a DNS cache.

References

Informative references

Attention is drawn to the following places, which may be of interest for search:

Network-specific arrangements or communication protocols supporting networked applications for the provision of proxy services; for storing data temporarily at an intermediate stage, e.g. caching	H04L 67/568
---	-----------------------------

H04L 61/59

using proxies for addressing

Definition statement

This place covers:

Proxies for entities which are used for addressing, see the groups above: DHCP proxy, ARP proxy etc.

References

Informative references

Attention is drawn to the following places, which may be of interest for search:

Network-specific arrangements or communication protocols supporting networked applications for the provision of proxy services, e.g. intermediate processing or storage in the network	H04L 67/56
--	----------------------------

H04L 63/00

{Network architectures or network communication protocols for network security (cryptographic mechanisms or cryptographic arrangements for secret or secure communication [H04L 9/00](#); network architectures or network communication protocols for wireless network security [H04W 12/00](#); security arrangements for protecting computers or computer systems against unauthorised activity [G06F 21/00](#))}

Definition statement

This place covers:

Networking architectures and network communication protocols for securing the traffic flowing through data packet networks and providing secure exchanges among applications communicating through data packet networks. The group covers specifically network architectures and network communication protocols for supporting:

- filtering (e.g. transferring, blocking, dropping) traffic according to security rules;
- authenticating and authorizing the entities sending and/or receiving the traffic;

Definition statement

- protecting the data packets against unauthorized reading or modification;
- detecting intruders and preventing the transmission of unauthorized, malicious or forged packets;
- lawful interception for legally authorised parties to access protected information.

[H04L 63/00](#) focuses on network architectures (i.e. network entities involved, roles played by these entities) and network communication protocols (i.e. how these network entities communicate) regardless of the specifics of the cryptographic mechanism used.

Relationships with other classification places

[H04W 12/00](#) Wireless networking architectures and wireless network communication protocols for securing the traffic flowing through wireless data packet networks and providing secure exchanges among applications communicating through wireless data packet networks. The group covers

specifically wireless network architectures and wireless network

communication protocols for supporting:

- Authenticating and authorizing the entities sending and/or receiving the traffic;
- Protecting the data packets against unauthorized reading or modification;
- Detecting intruders, rogue entities and preventing the transmission of unauthorized, malicious or forged packets;
- Lawful interception for legally authorised parties to access protected information.

[H04W 12/00](#) focuses on wireless network architectures (i.e. wireless network entities involved, roles played by these entities) and wireless network communication protocols (i.e. how these network entities communicate) regardless of the specifics of the cryptographic mechanism used.

Details for wireless network security are classified where appropriate by the combination of [H04W 12/00](#) subgroup and [H04L 63/00](#) detailed subgroup.

[H04L 12/22](#) subject-matter is always classified in the corresponding subclasses of [H04L 63/00](#) and or [H04W 12/00](#).

[H04L 9/00](#) Cryptographic mechanisms including cryptographic protocols and cryptographic algorithms, whereby a cryptographic protocol is a distributed cryptographic algorithm defined by a sequence of steps precisely specifying the actions required of two or more entities to achieve specific security objectives (e.g. cryptographic protocol for key agreement), and whereby a cryptographic algorithm is specifying the steps followed by a single entity to achieve specific security objectives (e.g. cryptographic algorithm for symmetric key encryption).

[H04L 9/00](#) focuses on cryptographic mechanisms such as encryption schemes, digital signatures, hash functions, random number generation, key management, said cryptographic mechanisms providing information security such as privacy or confidentiality, data integrity, message authentication, entity authentication, authorization, validation, certification, time-stamping, anonymity, revocation, non-repudiation.

[H04L 9/00](#) covers also countermeasures against attacks on cryptographic mechanisms.

[G06F 21/00](#) Security arrangements for protecting computers or computer systems against unauthorised activity, where the network communication aspect is not important.

References

Limiting references

This place does not cover:

cryptographic mechanisms or cryptographic arrangements for secret or secure communication	H04L 9/00
---	---------------------------

Limiting references

Non security aspects of VPN are classified in	H04L 12/4641
Security in Network Management, e.g. restricting network management access	H04L 41/28
Non security aspects of network monitoring arrangements, in particular data switching networks monitoring arrangements involving a reduction of monitoring data using filtering	H04L 43/00
Protection against unsolicited messages, e.g. Spam	H04L 51/212
Unsolicited communication attempts in real-time communications, e.g. SPIT = Spam in IP Telephony	H04L 65/1079
Non security aspects of communications control adapted for proprietary and special purpose networking	H04L 67/12
security arrangements for protecting computers or computer systems against unauthorised activity	G06F 21/00
Registering, indicating or recording the time of events or elapsed time, e.g. time-recorders for work people	G07C 9/00
Systems for paying without using coins or banknotes, e.g. smart cards.	G07F 7/00
Lawful interception of POTS calls	H04M 3/2281
Secrecy in the context of scanning, transmission or reproduction of documents or the like	H04N 1/44
Secrecy and Subscription systems in television systems	H04N 7/16
Security in selective content distribution, e.g. interactive television, VOD	H04N 21/00
network architectures or network communication protocols for wireless network security	H04W 12/00

Informative references

Attention is drawn to the following places, which may be of interest for search:

Documents related to vehicle alarm	B60R 25/00
Documents related to electronic door lock	E05B 47/00
Payment schemes, architectures or protocols	G06Q 20/00
Documents related to burglar, theft and intruder alarm	G08B 13/00
Documents related to combined burglar and fire alarm	G08B 19/00
Documents related to alarm, in which the location of the alarm is signalled to a central station	G08B 25/00

Special rules of classification

Classification of the additional aspects of an application in [H04L 63/00](#) is mandatory.

In some cases specific protocols (e.g. IPsec, EAP, TLS) and/or architectures (firewalls, AAA) are used. In other cases existing network protocols, architectures and services are modified to achieve the security goals. In such cases, the documents are classified both in the corresponding security subgroups and in the respective application subgroups of e.g. addressing [H04L 61/00](#), mobile services [H04W 4/00](#), routing [H04L 47/00](#) or cryptographic mechanisms [H04L 9/00](#)).

Glossary of terms

In this place, the following terms or expressions are used with the meaning indicated:

RFC 4949	Internet Security Glossary, Version 2; definition of Internet Security Terms
----------	--

H04L 63/02

{for separating internal from external traffic, e.g. firewalls}

Definition statement

This place covers:

Here are classified the documents related to the (logical) separation of traffic/(sub-) networks to achieve protection.

Glossary of terms

In this place, the following terms or expressions are used with the meaning indicated:

ALG	Application Level Gateway
-----	---------------------------

H04L 63/0209

{Architectural arrangements, e.g. perimeter networks or demilitarized zones}

Definition statement

This place covers:

Here are classified devices and arrangements like firewalls, perimeter networks, bastion hosts, demilitarized zones, etc that are placed at the interface between two or more (sub-)networks, usually a private network (e.g. Intranet) and the public network.

H04L 63/0218

{Distributed architectures, e.g. distributed firewalls}

Definition statement

This place covers:

Systems where every host, e.g. network interface card or dedicated security box, includes firewall capabilities or systems where firewalls communicate to share attack information and improve their efficiency.

Relationships with other classification places

Distributed architecture for accessing one among a plurality of replicated servers	H04L 67/1001
--	------------------------------

H04L 63/0227

{Filtering policies (mail message filtering [H04L 51/212](#))}

Definition statement

This place covers:

Aspects related to how traffic is filtered.

References

Limiting references

This place does not cover:

Mail message filtering	H04L 51/212
------------------------	-----------------------------

H04L 63/0236

{Filtering by address, protocol, port number or service, e.g. IP-address or URL}

Definition statement

This place covers:

Filtering of traffic based on address information, e.g. IP-address or URL or packet header information, e.g. protocol number or port number.

H04L 63/0245

{Filtering by information in the payload}

Definition statement

This place covers:

Filtering of information is performed based on the contents of the application payload.

Documents referring to content filtering in general and just mentioning virus scanning as a possible application are also classified here

Relationships with other classification places

When the application payload is inspected specifically to detect viruses, worms, exploits etc, the documents are classified in	H04L 63/145
Parental control, rating systems etc where the filtering depends on user or machine profile are also classified in	H04L 63/10

References

Informative references

Attention is drawn to the following places, which may be of interest for search:

Specialized CPUs or hardware for application information filtering/parsing	H04L 69/22
--	----------------------------

H04L 63/0254

{Stateful filtering}

Definition statement

This place covers:

Stateful firewall keeping track of the state of network connections, e.g. TCP streams, travelling across it being able to filter packets according rules and/or taking appropriate action (e.g. cleaning, discarding, forwarding).

Relationships with other classification places

Monitoring of connection state to detect and mitigate attacks (e.g. SYN attacks)	H04L 63/1441
--	------------------------------

H04L 63/0263

{Rule management}

Definition statement

This place covers:

Aspects related to how the filtering rules are organized, defined, evaluated or added in a firewall are classified here.

Relationships with other classification places

Rule management in the sense of access control rules to access to network resources (authorisation)	H04L 63/101
Security policies in general	H04L 63/20

H04L 63/0272

{Virtual private networks}

Definition statement

This place covers:

Restricted-use, logical networks constructed from the system resources of a relatively public, physical network, e.g. Internet, realised e.g. using encryption or tunnelling links of the virtual network across the real network, e.g. using IPsec ESP between security gateways.

References

Informative references

Attention is drawn to the following places, which may be of interest for search:

Non security aspects of VPN	H04L 12/4641
-----------------------------	------------------------------

H04L 63/0281

{Proxies}

Definition statement

This place covers:

Relaying protocol(s) between e.g. client and server systems, by appearing to the client to be the server and appearing to the server to be the client.

Instead of a client in the protected enclave connecting directly to an external server, the internal client connects to the proxy server which in turn connects to the external server. The proxy may be transparent to the clients, or they may need to connect first to the proxy server, and then use that association to also initiate a connection to the real server. Proxies may provide protocol/application specific functionality (e.g. HTTP Proxy) or may provide generic connection services (e.g. SOCKS). Proxies can provide security service beyond that which is normally part of the relayed protocol, such as access control based on peer entity authentication of clients, or peer entity authentication of servers when clients do not have that capability. These aspects should be classified in the appropriate sub-groups.

References

Informative references

Attention is drawn to the following places, which may be of interest for search:

Non security aspects of proxies where processing is performed in an intermediate network node	H04L 67/56
---	----------------------------

Special rules of classification

Using a proxy for authentication is classified here in combination with [H04L 63/08](#) (and subgroups).

H04L 63/029

{Firewall traversal, e.g. tunnelling or, creating pinholes}

Definition statement

This place covers:

The mechanisms for achieving connections through firewalls are classified here, e.g. tunnelling the application protocol in a protocol that is allowed through the firewall (e.g. HTTP, SMTP) or using of an application layer gateway which understands the application message and opens the appropriate pinholes in the firewall.

References

Informative references

Attention is drawn to the following places, which may be of interest for search:

Non secure NAT traversal	H04L 61/256
--------------------------	-----------------------------

Special rules of classification

For some documents [H04L 63/0281](#) is also to assign.

H04L 63/04

{for providing a confidential data exchange among entities communicating through data packet networks}

Definition statement

This place covers:

Network architectures and communication protocols for implementing confidentiality of information transmitted over a data packet network, most often by applying cryptographic mechanisms. Also classified here are networking architectures and protocols for anonymous communications.

Relationships with other classification places

Confidential data exchange adapted to wireless networks	H04W 12/02
---	----------------------------

References**Limiting references**

This place does not cover:

Cryptographic mechanisms or algorithms per se	H04L 9/00
---	---------------------------

H04L 63/0407

{wherein the identity of one or more communicating identities is hidden (cryptographic mechanisms or cryptographic arrangements for anonymous credentials or for identity based cryptographic systems [H04L 9/00](#))}

Definition statement

This place covers:

Protecting the identity of a party (origin or destination) against disclosure to a third party (eavesdropper) or the other party.

References**Informative references**

Attention is drawn to the following places, which may be of interest for search:

Protecting personal data on a computer, e.g. for financial or medical purposes	G06F 21/6245
--	------------------------------

H04L 63/0414

{during transmission, i.e. party's identity is protected against eavesdropping, e.g. by using temporary identifiers, but is known to the other party or parties involved in the communication}

Definition statement

This place covers:

The identity is only known to the other party or parties involved in the communication. Protecting the party's identity usually involves specific techniques which are different from message confidentiality, since the identity is used for routing and authentication purposes.

H04L 63/0421

{Anonymous communication, i.e. the party's identifiers are hidden from the other party or parties, e.g. using an anonymizer}

Definition statement

This place covers:

The identity of one of the parties is not disclosed to the other party. Some techniques involve the use of aliases, anonymizer proxies, onion routing, etc.

References

Limiting references

This place does not cover:

Cryptographic techniques for anonymity, e.g. electronic voting, cryptographic pseudonyms	H04L 9/32
--	---------------------------

Informative references

Attention is drawn to the following places, which may be of interest for search:

Protecting personal data on a computer by anonymising	G06F 21/6254
---	------------------------------

H04L 63/0428

{wherein the data content is protected, e.g. by encrypting or encapsulating the payload}

Definition statement

This place covers:

Communication protocols used to protect the information exchanged through networks. Also are classified here architectural arrangements to achieve the protection, e.g. encryption proxies. The subgroups identify specific techniques therefore.

H04L 63/045

{wherein the sending and receiving network entities apply hybrid encryption, i.e. combination of symmetric and asymmetric encryption (cryptographic mechanisms or cryptographic arrangements using a plurality of keys or algorithms [H04L 9/14](#))}

Definition statement

This place covers:

Symmetric and asymmetric encryption is combined. Usually symmetric encryption is used to protect the message and the symmetric (session) key is encrypted using asymmetric encryption, so no one other than the intended recipient can "open" the message.

References

Limiting references

This place does not cover:

Cryptographic mechanisms using a plurality of keys or algorithms	H04L 9/14
--	---------------------------

Glossary of terms

In this place, the following terms or expressions are used with the meaning indicated:

digital envelope	the combination of the encrypted data and the encrypted key
------------------	---

H04L 63/0457

{wherein the sending and receiving network entities apply dynamic encryption, e.g. stream encryption (cryptographic mechanisms or cryptographic arrangements for stream encryption [H04L 9/065](#))}

Definition statement

This place covers:

The use of stream encryption, i.e. serially and continuously modifying data streams.

References

Limiting references

This place does not cover:

Cryptographic mechanisms for stream encryption	H04L 9/065
--	----------------------------

H04L 63/0485

{Networking architectures for enhanced packet encryption processing, e.g. offloading of IPsec packet processing or efficient security association look-up}

Definition statement

This place covers:

Hardware and software architectures, e.g. IPsec offloading, specifically adapted for improving the process of encrypting and decrypting packets and handling the security association tables.

H04L 63/06

{for supporting key management in a packet data network (cryptographic mechanisms or cryptographic arrangements for key management [H04L 9/08](#))}

Definition statement

This place covers:

Network architectures and communication protocols for negotiation, transport, validation, or update of security keys or credentials (i.e. specific network entities involved and the network protocols used) regardless of whether they are used for confidentiality (privacy), authentication, access control or for integrity validations in order to strictly differentiate between the initialisation phase (i.e., key distribution/exchange phase) of any secure communication and the secure communication itself.

Relationships with other classification places

Key management specially adapted for wireless networks	H04W 12/04
--	----------------------------

References

Limiting references

This place does not cover:

Cryptographic mechanisms for key management	H04L 9/08
---	---------------------------

H04L 63/061

{for key exchange, e.g. in peer-to-peer networks (cryptographic mechanisms or cryptographic arrangements for key agreement [H04L 9/0838](#))}

Definition statement

This place covers:

Exchanging the respective security keys directly between two communicating parties such as e.g. in peer-to-peer networks.

References

Limiting references

This place does not cover:

The cryptographic mechanisms or cryptographic arrangements for key agreement	H04L 9/0838
--	-----------------------------

Glossary of terms

In this place, the following terms or expressions are used with the meaning indicated:

Typical standardised protocols for key exchange are IKE (Internet Key Exchange) or ISAKMP (Internet Security Association and Key Management Protocol).

H04L 63/062

{for key distribution, e.g. centrally by trusted party (cryptographic mechanisms or cryptographic arrangements for key distribution involving a central third party [H04L 9/0819](#))}

Definition statement

This place covers:

Distributing the respective security keys from a central trusted party such as a Key Distribution Centre (KDC) to the attached network nodes. A typical (hierarchical) architecture for key distribution is represented by PKI (Public Key Infrastructure).

References

Limiting references

This place does not cover:

The cryptographic mechanisms or cryptographic arrangements for key distribution involving a central third party	H04L 9/083
---	----------------------------

H04L 63/065

{for group communications (cryptographic mechanisms or cryptographic arrangements for key management involving conference or group key [H04L 9/0833](#))}

Definition statement

This place covers:

Key exchange or distribution within multicast/broadcast networks typically by using a group key for confidentiality and/or authentication purposes (typical protocol standard: Group Key Management Protocol GKMP).

References

Limiting references

This place does not cover:

Cryptographic mechanisms or cryptographic arrangements for key management involving conference or group key	H04L 9/0833
---	-----------------------------

H04L 63/067

{using one-time keys (cryptographic mechanisms or cryptographic arrangements for generation of one-time passwords [H04L 9/0863](#))}

Definition statement

This place covers:

Keys are only used once.

References

Limiting references

This place does not cover:

Cryptographic mechanisms or cryptographic arrangements for generation of one-time passwords	H04L 9/0863
---	-----------------------------

H04L 63/068

{using time-dependent keys, e.g. periodically changing keys (cryptographic mechanisms or cryptographic arrangements for controlling usage of secret information [H04L 9/088](#))}

Definition statement

This place covers:

Periodically changing keys, e.g., based on time stamps.

Relationships with other classification places

The aspects related to password renewal	H04L 63/0846
---	------------------------------

References

Limiting references

This place does not cover:

Cryptographic mechanisms or cryptographic arrangements for controlling usage of secret information	H04L 9/088
--	----------------------------

H04L 63/08

{for authentication of entities (cryptographic mechanisms or cryptographic arrangements for entity authentication [H04L 9/32](#))}

Definition statement

This place covers:

Performing authentication of users, devices or applications trying to gain access to resources of a network.

Relationships with other classification places

Authentication specially adapted for wireless networks	H04W 12/06
--	----------------------------

References

Limiting references

This place does not cover:

Cryptographic mechanisms for entity authentication	H04L 9/32
--	---------------------------

Informative references

Attention is drawn to the following places, which may be of interest for search:

Authentication in the context of security arrangements for protecting computers	G06F 21/30
Active credit-cards provided with means to personalise their use	G07F 7/1008

Special rules of classification

The selection of an authentication mechanism is classified in [H04L 63/08](#) in combination with [H04L 63/205](#) or [H04L 69/24](#).

Using a proxy for authentication is classified here in combination with [H04L 63/0281](#).

Authentication using multiple network paths is classified in appropriate [H04L 63/08](#) subgroup in combination with [H04L 63/18](#).

Glossary of terms

In this place, the following terms or expressions are used with the meaning indicated:

Authentication	Identify if the entity is the one he/she claims to be. Remark: authentication and authorisation are sometimes used with the other meaning in patent literature as well as in non patent literature
----------------	--

H04L 63/0807

{using tickets, e.g. Kerberos (cryptographic mechanisms or cryptographic arrangements for entity authentication using tickets or tokens [H04L 9/3213](#))}

Definition statement

This place covers:

Ticket-based authentication mechanisms, e.g. Kerberos, SESAME. Tickets may be transmitted in different ways, e.g. in a cookie.

Relationships with other classification places

When the same ticket enables the authentication to a plurality of network resources, e.g. Single-Sign-On	H04L 63/0815
--	------------------------------

References

Limiting references

This place does not cover:

Cryptographic mechanisms or cryptographic arrangements for entity authentication using tickets or tokens	H04L 9/3213
--	-----------------------------

Informative references

Attention is drawn to the following places, which may be of interest for search:

Digital data processing restricting access to computer systems by authenticating users, devices or programs using a predetermined code using a certificate from a trusted centre or via a trusted hierarchical route	G06F 21/335
--	-----------------------------

H04L 63/0815

{providing single-sign-on or federations}

Definition statement

This place covers:

Mechanisms where a user/device supplies a single authentication credential and gets access to a plurality of resources in a network.

H04L 63/0823

{using certificates (cryptographic mechanisms or cryptographic arrangements for entity authentication involving certificates [H04L 9/3263](#))}

Definition statement

This place covers:

Authentication is based on certificates; also issuing or retrieval of certificates.

References

Limiting references

This place does not cover:

Cryptographic mechanisms or cryptographic arrangements for entity authentication involving certificates	H04L 9/3263
---	-----------------------------

Informative references

Attention is drawn to the following places, which may be of interest for search:

Computer user authentication using certificates	G06F 21/33
---	----------------------------

Special rules of classification

Documents related to the use of certificates for authorization (e.g. attribute certificates) are classified in combination with [H04L 63/10](#).

H04L 63/083

{using passwords (cryptographic mechanisms or cryptographic arrangements for entity authentication using a predetermined code [H04L 9/3226](#))}

Definition statement

This place covers:

If string of characters, not only actual words, but also passcodes (like PIN), software tokens or keys, is used for authentication.

References**Limiting references**

This place does not cover:

Cryptographic mechanisms or cryptographic arrangements for entity authentication using a predetermined code	H04L 9/3226
---	-----------------------------

H04L 63/0846

{using time-dependent-passwords, e.g. periodically changing passwords}

Definition statement

This place covers:

Time synchronisation exists between e.g. the supplicant and the authenticator or periodically changing passwords or password expiration or password ageing aspects.

H04L 63/0853

{using an additional device, e.g. smartcard, SIM or a different communication terminal (cryptographic mechanisms or cryptographic arrangements for entity authentication involving additional secure or trusted devices [H04L 9/3234](#))}

Definition statement

This place covers:

The authentication is performed using additional devices, e.g. smartcards, SIM or similar devices for authentication, an additional communication device (e.g. using a mobile telephone for authenticating a session established through a computer connected to a data network)

References**Informative references**

Attention is drawn to the following places, which may be of interest for search:

Digital data processing restricting access to computer systems by authenticating users, devices or programs using a predetermined code in combination with an additional device	G06F 21/123
Payment schemes, architectures or protocol characterised by the use of a wireless device	G06Q 20/32
Active credit cards provided with means to personalise their use, e.g. with PIN-introduction/comparison system	G07F 7/1008

Special rules of classification

When the additional device establishes an additional channel for performing the authentication, the document is also classified in [H04L 63/18](#)

H04L 63/0861

{using biometrical features, e.g. fingerprint, retina-scan (cryptographic mechanisms or cryptographic arrangements for entity authentication using biological data [H04L 9/3231](#))}

Definition statement

This place covers:

Authentication in network or networks based on biometric features e.g. fingerprint, retina-scan

References

Limiting references

This place does not cover:

Cryptographic mechanisms or cryptographic arrangements entity authentication using biological data	H04L 9/3231
--	-----------------------------

Informative references

Attention is drawn to the following places, which may be of interest for search:

User authentication on a computer using biometric features	G06F 21/32
--	----------------------------

H04L 63/0869

{for achieving mutual authentication (cryptographic mechanisms or cryptographic arrangements for mutual authentication [H04L 9/3273](#))}

Definition statement

This place covers:

Authentication of both parties communicating over network.

References

Limiting references

This place does not cover:

Cryptographic mechanisms or cryptographic arrangements for mutual authentication	H04L 9/3273
--	-----------------------------

Informative references

Attention is drawn to the following places, which may be of interest for search:

Mutual authentication between programs	G06F 21/445
--	-----------------------------

H04L 63/0876

{based on the identity of the terminal or configuration, e.g. MAC address, hardware or software configuration or device fingerprint}

Definition statement

This place covers:

The authentication is performed based on the identity of the terminal e.g. MAC address or other address or configuration of hardware or software or device fingerprint.

H04L 63/0884

{by delegation of authentication, e.g. a proxy authenticates an entity to be authenticated on behalf of this entity vis-à-vis an authentication entity}

Definition statement

This place covers:

The authentication is delegated to another entity which acts on behalf of the entity to be authenticated.

H04L 63/0892

{by using authentication-authorization-accounting [AAA] servers or protocols}

Definition statement

This place covers:

AAA servers or protocols are used to authenticate entities.

H04L 63/10

{for controlling access to devices or network resources}

Definition statement

This place covers:

Mechanisms to allow or restrict the access to devices or resources, for example by restricting access to a particular group of computers or contents based on their addresses or based on user requests (e.g. list of forbidden websites, parental control) or smart locks.

Relationships with other classification places

Access control in wireless networks	H04W 12/08
-------------------------------------	----------------------------

References**Informative references**

Attention is drawn to the following places, which may be of interest for search:

Restricting access to network management systems or functions	H04L 41/28
Protection of software on a computer against unauthorized usage (e.g. DRM)	G06F 21/10
Protection of data on a computer against unauthorized access or modification	G06F 21/121

Glossary of terms

In this place, the following terms or expressions are used with the meaning indicated:

Authorisation	Identify which rights are assigned to an entity. Remark: authentication and authorisation are sometimes used with the other meaning in patent literature as well as in non patent literature
---------------	--

H04L 63/101

{Access control lists [ACL]}

Definition statement

This place covers:

Authorization is implemented via access control lists.

H04L 63/102

{Entity profiles}

Definition statement

This place covers:

Documents are classified here when they focus on the use of entity profiles, e.g. device profiles or user profiles to manage access decisions. Also documents related to identity management are classified here.

H04L 63/104

{Grouping of entities}

Definition statement

This place covers:

Mechanisms for implementing access control to group or groups of entities.

Relationships with other classification places

Role based access control (each entity is associated to a group/role, and each role has a different privilege level)	H04L 63/105
--	-----------------------------

H04L 63/105

{Multiple levels of security}

Definition statement

This place covers:

Mechanisms for implementing multiple levels of security or different access rights according to entities (e.g. device or user) security clearance, to security profiles, roles or to security perimeters (i.e. different zones of a network need different security clearance/levels; data pump i.e. low level security is able to communicate with higher level and not vice versa)

H04L 63/107

{wherein the security policies are location-dependent, e.g. entities privileges depend on current location or allowing specific operations only from locally connected terminals}

Definition statement

This place covers:

Security policies being different for a user or an entity dependent on the current location

References

Informative references

Attention is drawn to the following places, which may be of interest for search:

Mobile application services making use of the location of users or terminals	H04W 4/02
--	---------------------------

H04L 63/12

{Applying verification of the received information (cryptographic mechanisms or cryptographic arrangements for data integrity or data verification [H04L 9/32](#))}

Definition statement

This place covers:

Network architectures and communication protocols mechanisms, e.g. signatures, MIC/MAC codes and others more, for guarantying the integrity of the information exchanged through a packet data network are classified here. Both the aspect of verifying the content and the identity of the source are classified here. Documents emphasizing one of the sub-aspects are classified in the corresponding subclass.

Relationships with other classification places

When specially adapted to wireless networks	H04W 12/10
---	----------------------------

References

Limiting references

This place does not cover:

Cryptographic mechanisms or cryptographic arrangements for data integrity and verification	H04L 9/32
--	---------------------------

Informative references

Attention is drawn to the following places, which may be of interest for search:

Protecting data on a computer against unauthorised access or modification, protecting integrity	G06F 21/64
---	----------------------------

H04L 63/123

{received data contents, e.g. message integrity}

Definition statement

This place covers:

Network ensures that the content has not been tampered with during transmission through the network.

H04L 63/126

{the source of the received data}

Definition statement

This place covers:

Verification of the identity of the original source of received data is applied (non-repudiation with proof of origin, non-repudiation with proof of receipt, trust level of identity and/or source).

H04L 63/14

{for detecting or protecting against malicious traffic}

Definition statement

This place covers:

Detection and protection against network attacks.

Relationships with other classification places

Detection and protection aspects specific of wireless networks (e.g. detection of rogue entities, access points); if appropriate, the corresponding H04L 63/14 subgroup is also to assign.	H04W 12/12
--	----------------------------

References

Informative references

Attention is drawn to the following places, which may be of interest for search:

Virus detection algorithms within a computer	G06F 21/56
Intrusion is detected based on the activity within a computer (e.g. controlling the memory access, watching the execution of the programs, watching traces of failed login attempts, etc.), this is what usually is referred to in the bibliography as Host-based IDS	G06F 21/566

H04L 63/1408

{by monitoring network traffic (monitoring network traffic per se [H04L 43/00](#))}

Definition statement

This place covers:

Detection of attacks involves monitoring the traffic on the network. Detection can be performed by different means; anomaly detection (comparing monitored traffic against normal traffic); misuse detection (detecting specific traces which imply an attack).

References

Informative references

Attention is drawn to the following places, which may be of interest for search:

General traffic monitoring aspects	H04L 43/00
------------------------------------	----------------------------

H04L 63/1416

{Event detection, e.g. attack signature detection}

Definition statement

This place covers:

Real time detection of attacks or intrusion attempts (e.g. "misuse detection").

H04L 63/1425

{Traffic logging, e.g. anomaly detection}

Definition statement

This place covers:

Traffic logging for security purposes (e.g. detecting normal or anomalous behaviour; comparing behaviour; offline analysis using data mining, network security audit); non-real detection for deferred analysis.

H04L 63/1433

{Vulnerability analysis}

Definition statement

This place covers:

Active probing of the network looking for vulnerable points, e.g. performing port scans, sending malformed packets and checking if they are detected.

H04L 63/1441

{Countermeasures against malicious traffic (countermeasures against attacks on cryptographic mechanisms [H04L 9/002](#))}

Definition statement

This place covers:

Detection and mitigation of particular types of attacks.

H04L 63/1458

{Denial of Service}

Definition statement

This place covers:

Mitigation of denial of service attacks (also referred to as flooding, overload or congestion attacks) are classified here. Some techniques involve identification of the path followed by the attack. Some other techniques include rate limitation (throttling) or QoS (separation in different class of service). Some documents relate to black-hole attacks, wherein a malicious node discards all or part of the traffic (black-hole, gray-hole, worm-hole).

References

Informative references

Attention is drawn to the following places, which may be of interest for search:

For QoS may be also relevant	H04L 47/10
Ad-hoc environments	H04W 84/18

H04L 63/1466

{Active attacks involving interception, injection, modification, spoofing of data unit addresses, e.g. hijacking, packet injection or TCP sequence number attacks}

Definition statement

This place covers:

Protection against active wire tapping in which the attacker attempts to seize control of a communication association, e.g. packet injection or modifying, hijacking sessions, TCP sequence number attacks, piggyback attacks, man-in-the-middle attacks, spoofing etc.

H04L 63/1475

{Passive attacks, e.g. eavesdropping or listening without modification of the traffic monitored}

Definition statement

This place covers:

Passively monitoring an existing session without the session participants noticing; e.g. eavesdropping or listening without modification of the traffic monitored.

H04L 63/1483

{service impersonation, e.g. phishing, pharming or web spoofing (detection of rogue wireless access points [H04W 12/12](#))}

Relationships with other classification places

Detection of rogue access point	H04W 12/12
---------------------------------	----------------------------

H04L 63/16

{Implementing security features at a particular protocol layer}

Definition statement

This place covers:

Security solution is specific to a certain layer.

References

Informative references

Attention is drawn to the following places, which may be of interest for search:

Particular aspects of OSI layers in general	H04L 69/32
---	----------------------------

Special rules of classification

This entries provides additional information. The documents classified here will also have a subgroup in further appropriate network security subgroup or subgroups.

H04L 63/18

{using different networks or channels, e.g. using out of band channels (cryptographic mechanisms or cryptographic arrangements for key distribution involving distinctive intermediate devices or communication paths [H04L 9/0827](#); cryptographic mechanisms or cryptographic arrangements for authentication using a plurality of channels [H04L 9/3215](#))}

Definition statement

This place covers:

Network traffic is secured by transmitting information through different channels of networks.

Two examples are:

- placing an order over the internet and using a telephone to communicate credit card information,
- or using a password received via SMS to obtain access to a remote computer.

References

Limiting references

This place does not cover:

Cryptographic mechanisms or cryptographic arrangements for key distribution involving distinctive intermediate devices or communication paths	H04L 9/0827
---	-----------------------------

Cryptographic mechanisms or cryptographic arrangements for authentication using a plurality of channels	H04L 9/3215
---	-----------------------------

H04L 63/20

{for managing network security; network security policies in general (filtering policies [H04L 63/0227](#))}

Definition statement

This place covers:

Management of network security or network security policies, e.g. managed services, deciding where to put firewalls, which data to encrypt, which authentication method to use, etc.

References

Informative references

Attention is drawn to the following places, which may be of interest for search:

Security of network management functions, e.g. restricting network management access	H04L 41/28
Negotiation of communication capabilities in general	H04L 69/24

Special rules of classification

Packet filtering policies [H04L 63/0227](#) and subgroups.

The classification in combination with [H04L 63/08](#), [H04L 63/04](#), [H04L 63/10](#) is given to documents involving the selection of a particular authentication or confidentiality methods or access privileges by negotiation, according to capabilities or policies.

H04L 63/205

{involving negotiation or determination of the one or more network security mechanisms to be used, e.g. by negotiation between the client and the server or between peers or by selection according to the capabilities of the entities involved (negotiation of communication capabilities [H04L 69/24](#))}

Definition statement

This place covers:

Negotiation or determination between networking entities of the one or more network security algorithms to be used.

References

Limiting references

This place does not cover:

Negotiation of communication capabilities in general	H04L 69/24
--	----------------------------

H04L 63/30

{for supporting lawful interception, monitoring or retaining of communications or communication related information (circuit switched telephony call monitoring [H04M 3/2281](#))}

Definition statement

This place covers:

Lawful interception; monitoring or retaining of communications or communication related information

References

Informative references

Attention is drawn to the following places, which may be of interest for search:

Lawful interception of Plain Old Telephone Systems (POTS)	H04M 3/2281
---	-----------------------------

Glossary of terms

In this place, the following terms or expressions are used with the meaning indicated:

Handover Interface	Lawful interception handover interface HI1, HI2, and HI3 to hand over warrant, intercept related information and communication content between service provider and lawful authorities
--------------------	--

H04L 63/302

{gathering intelligence information for situation awareness or reconnaissance}

Definition statement

This place covers:

Gathering intelligence information for situation awareness or reconnaissance, tactical control or intelligence concepts.

H04L 63/304

{intercepting circuit switched data communications (lawful interception of wireless network communications [H04W 12/02](#))}

References

Informative references

Attention is drawn to the following places, which may be of interest for search:

Lawful interception of wireless communication	H04W 12/02
---	----------------------------

H04L 65/00

Network arrangements, protocols or services for supporting real-time applications in data packet communication (real-time or near real-time messaging, e.g. instant messaging [IM] [H04L 51/04](#); selective video distribution [H04N 21/00](#))

Definition statement

This place covers:

Communication arrangements or protocols which fulfil the following two conditions:

- They are based on packet data
- There is real-time or pseudo-real-time temporal association between source and destination, or source and network, or destination and network
- Provided that the above two conditions are met, this group covers arrangements relating to:
 - Transmission of the multimedia data itself
 - User-to-user, user-to-network, inter-network or intra-network signalling support
 - Establishment of a session for the subsequent transmission of the multimedia data
 - Maintenance of the session
 - Application services available to the user during the session

Relationships with other classification places

Generally, [H04L 65/00](#) has relationships with the following general areas: [H04L 67/00](#), [H04L 69/00](#), [H04N 21/00](#), [H04N 7/00](#), [H04N 5/00](#), [H04L 12/18](#), [H04L 51/00](#), [H04L 41/00](#), [H04L 41/06](#), [H04M](#), [H04Q 11/00](#).

As already mentioned, Real Time Multimedia Communications within the context of main group [H04L 65/00](#) cover communications which have the following two characteristics:

- Data Packet based;
- Real-time or pseudo-real-time temporal association between source and destination, or source and network or destination and network.

The above definition covers both the arrangements or protocols related to the transmission of the multimedia data itself, as well as the user-to-user or user-to-network signalling supporting the establishment of a session for the subsequent transmission of the multimedia data, the maintenance of the session and the application services available to the user during the session (unless explicitly excluded in certain cases). The above definition/limitation of the scope of main group [H04L 65/00](#) must always be borne in mind in interpreting the relationship of main group [H04L 65/00](#) with all other fields.

Excluded from the scope of main group [H04L 65/00](#) are arrangements for multimodal data communications which do not have the above two characteristics.

Examples of what is excluded are (if not in combination with a communication arrangement covered by the above definition, as in e.g. combinational or collaboration systems):

- Non-real-time multimedia file transfer (group [H04L 67/06](#));
- Multimedia Store and Forward Messaging as in e-mail, MMS, etc. (main group [H04L 51/00](#));
- Analogue multimedia streaming, e.g. in analogue television (main groups [H04N 5/00](#), [H04N 7/00](#), [H04N 21/00](#)).

Relationship between main group [H04L 65/00](#) and legacy telephony (subclass [H04M](#)):

- Legacy telephonic communication is classified in subclass [H04M](#), whilst real-time packet-based multimedia telephony (i.e. interactive voice and video communications over a network) is classified in main group [H04L 65/00](#). Specifically: Systems and arrangements in which the legacy non-

Relationships with other classification places

packet-based core telephony network (circuit switched PSTN or ISDN) represents a major part, are classified in subclass [H04M](#).

- Systems and arrangements in which the legacy non-packet-based core telephony network (circuit switched PSTN or ISDN) represents a trivial or insignificant part or is totally absent, and the packet-based network (e.g. Internet, IMS) represents the only or the major and the most significant part are classified in main group [H04L 65/00](#);
- Signalling adaptation-interworking between SIP and SS7 is classified in main group [H04M 7/00](#).

Examples of the [H04L](#) - [H04M](#) interface are:

- A CPE gateway or Terminal Adapter allowing a legacy user telephone device to connect to the packet-based network is classified in main group [H04L 65/00](#);
- A signalling gateway interfacing two core networks, one legacy and one packet-based (e.g. SIP-SS7 gateway) is classified in subclass [H04M](#);
- A transparent IP pipe interconnecting two legacy circuit switched networks, with no details on the IP pipe itself, is normally classified in subclass [H04M](#);
- A transparent dial-up or leased circuit-switched line interconnecting two packet-based networks, with no details on the dial-up circuit-switched line itself, is normally classified in main group [H04L 65/00](#);
- An IP-gateway allowing a call to be selectively branched off to either a legacy network or a packet-based network is normally classified in subclass [H04M](#). However, if no significant details of the legacy network aspects are discussed apart from it being mentioned as an alternative, the IP-gateway may be classified in main group [H04L 65/00](#).

Further comments and explanations regarding main group [H04L 65/00](#) and its relationships with other related fields:

In order to avoid confusion with groups of other neighbouring fields, whose definitions use wording similar to that used in this main group, references to these fields will be mentioned with specific disclaimers if possible. In case a reference is unintentionally omitted, the above defined limitations in the scope of [H04L 65/00](#) subgroup entries must always be borne in mind.

References

Limiting references

This place does not cover:

Real-time or near real-time messaging, e.g. instant messaging [IM]	H04L 51/04
Selective content distribution, e.g. interactive television or video on demand [VOD]	H04N 21/00

Informative references

Attention is drawn to the following places, which may be of interest for search:

Network security protocols	H04L 9/40
Data switching systems for broadcast or conference	H04L 12/18
Arrangements for connecting between networks having differing types of switching systems	H04L 12/66
Arrangements for maintenance, administration or management of data switching networks, e.g. of packet switching networks	H04L 41/00
Data network testing or monitoring	H04L 41/06
Arrangements for monitoring or testing data switching networks	H04L 43/00
Flow control or congestion control in data switching networks	H04L 47/10

Informative references

User-to-user messaging in packet-switching networks, transmitted according to store-and-forward or real-time protocols, e.g. e-mail	H04L 51/00
Instant messaging	H04L 51/04
Network arrangements, protocols or services for addressing or naming in data networks	H04L 61/00
Arrangements for network security	H04L 63/00
Network arrangements or protocols for supporting network services or applications	H04L 67/00
WEB based applications	H04L 67/02
Adaptation for terminals and/or networks with limited resources or for terminal portability	H04L 67/04
Non-real-time multimedia file transfer	H04L 67/06
Terminal emulation	H04L 67/08
Arrangements to access one among a plurality of replicated servers, e.g. load balancing	H04L 67/1001
Arrangements for peer-to-peer networking in network applications	H04L 67/104
Telewriting, virtual reality or network gaming	H04L 67/131
Non-real-time session management in network applications	H04L 67/14
Terminal profiles	H04L 67/303
Network application being adapted for the location of the user terminal	H04L 67/52
Arrangements for push based network services	H04L 67/55
Intermediate processing in the network with arrangements for data reduction or adaptation	H04L 67/5651
Arrangements for scheduling or organising the servicing of requests whereby quality of service or priority requirements are taken into account	H04L 67/61
Network protocols for data compression	H04L 69/04
Protocols for interworking or protocol conversion	H04L 69/08
Multichannel or multilink protocols independent of the application payload	H04L 69/14
Header parsing or analysis independent of the application payload	H04L 69/22
Negotiation of communication capabilities independent of the application payload	H04L 69/24
Arrangements for broadcast or distribution combined with broadcast	H04H 20/00
Arrangements for broadcast applications with a direct linkage of broadcast information	H04H 60/00
Telephonic substation equipment, e.g. for use by subscribers	H04M 1/00
Automatic or semi-automatic telephonic exchanges	H04M 3/00
Systems providing special services to telephonic subscribers	H04M 3/42
Circuit switched PBXs	H04M 3/42314
Arrangements for screening incoming telephone calls	H04M 3/436
Information services comprising voice	H04M 3/487
Contact centre services	H04M 3/51
Telephonic conference systems	H04M 3/56

Informative references

Services and arrangements where telephone services are combined with data services	H04M 7/0024
PBX networks	H04M 7/009
Interconnection arrangements between switching centres for working between exchanges having different types of switching equipment where the types of switching equipment comprise PSTN/ISDN equipment and equipment of networks other than PSTN/ISDN	H04M 7/1205
Decomposed PSTN/ISDN-IP gateways	H04M 7/1255
Television systems in general	H04N 5/00 , H04N 7/00 , H04N 21/00
Television conferencing systems	H04N 7/15
Television systems using two way working	H04N 7/173
Transmission of television signals using pulse code modulation	H04N 7/24
Selecting arrangements in telephonic networks	H04Q 3/00
Selecting arrangements for time-division multiplexing	H04Q 11/04
Wireless communication networks	H04W
Wireless location based services	H04W 4/02
Push-to-Talk services in wireless networks	H04W 4/025

Synonyms and Keywords

In patent documents, the following abbreviations are often used:

AS	Application server
ATA	Analog telephone adapter
BW	Bandwidth
FTP	File transfer protocol
H.323	International telecommunication union recommendation no. 323, series H, entitled "Packet-based multimedia communications systems"
IP	Internet protocol
IMS	IP multimedia subsystem
ISDN	Integrated services digital network
MEGACO	Protocol used between elements of a physically decomposed multimedia gateway (i.e. Media Gateway and media Gateway Controller) as defined in RFC3525 (MEdia GAteway COntrol)
MGC	Media gateway control/controller
MGCP	Media gateway control protocol
MMS	Multimedia messaging service
PBX	Private branch exchange
PSTN	Public switched telephone network
QoS	Quality of service
RTP	Real time protocol
RTCP	Real time control protocol

RTSP	Real time streaming protocol
SIP	Session initiation protocol

H04L 65/10

Architectures or entities

References

Informative references

Attention is drawn to the following places, which may be of interest for search:

Data network management	H04L 41/00
Data network testing or monitoring	H04L 41/06
Admission control or resource reservation in packet switching networks	H04L 47/70
Control signalling related to video distribution	H04N 21/63
Selecting or control in telephonic networks	H04Q 3/00

H04L 65/1013

{Network architectures, gateways, control or user entities}

Definition statement

This place covers:

Architectures and all entities, whether in the network or near and at the customer premises, identified at present as being part of packet-based multimedia systems and networks. Functionalities and services provided by these entities may also be classified in [H04L 65/40](#) - [H04L 65/4061](#) and [H04L 65/60](#) - [H04L 65/65](#).

This parent class is only used if the document cannot be classified in any of its dependent subclasses.

References

Informative references

Attention is drawn to the following places, which may be of interest for search:

One-way network streaming services and controlling of the source by the destination	H04L 65/613
Streaming protocols, e.g. RTP or RTCP	H04L 65/65

H04L 65/1016

IP multimedia subsystem [IMS]

Definition statement

This place covers:

Repository of all IMS documents. Depending on its content an IMS related document which also describes an important entity service or functionality may also be classified in one of the other classes.

References

Informative references

Attention is drawn to the following places, which may be of interest for search:

Wireless communication networks	H04W
---------------------------------	----------------------

H04L 65/102

Gateways (arrangements for connecting between networks having differing types of switching systems, e.g. gateways, [H04L 12/66](#))

Definition statement

This place covers:

Gateway is an inter-working entity providing some degree of adaptation between otherwise incompatible entities or networks. An entity providing pure media manipulation (e.g. multiplexing of packets, media resolution optimisation, etc.) does not normally fall within this definition of a gateway. Such functionality is normally covered by [H04L 65/60](#) - [H04L 65/65](#). This parent class is only used if the document cannot be classified in any of its dependent subclasses.

References

Limiting references

This place does not cover:

Arrangements for connecting between networks having differing types of switching systems	H04L 12/66
--	----------------------------

H04L 65/1023

Media gateways

Definition statement

This place covers:

Gateways specifically providing media adaptation (e.g. codec incompatibility, analogue to packet voice or video, etc. If the document specifically identifies the position of the gateway within the network, then one of the following dependent classes must be given.

H04L 65/1026

{at the edge}

Definition statement

This place covers:

The media gateway is near or at the customer premises, e.g. a document describing the media adaptation functionalities of an ATA or a Residential Gateway.

H04L 65/103

{in the network}

Definition statement

This place covers:

The media gateway is within the network.

H04L 65/1033

Signalling gateways

Definition statement

This place covers:

Gateways specifically providing signalling adaptation (e.g. SIP to H.323). Note: any adaptation to and from SS7 is covered by [H04M 7/00](#). If the document specifically identifies the position of the gateway within the network, then one of the following dependent classes must be given.

H04L 65/1036

{at the edge}

Definition statement

This place covers:

The signalling gateway is near or at the customer premises, e.g. a document describing the signalling adaptation functionalities of an ATA or a Residential Gateway.

H04L 65/104

{in the network}

Definition statement

This place covers:

The signalling gateway is within the network.

H04L 65/1043

Gateway controllers, e.g. media gateway control protocol [MGCP] controllers

Definition statement

This place covers:

MGCs using MCGP, Megaco, H.248, etc. The full MGCP-H.248-MEGACO family of protocols is covered by this class.

References

Informative references

Attention is drawn to the following places, which may be of interest for search:

Decomposed PSTN/ISDN-IP gateways	H04M 7/1255
----------------------------------	-----------------------------

H04L 65/1045

Proxies, e.g. for session initiation protocol [SIP]

Definition statement

This place covers:

Details of entities acting on behalf of the user agent, e.g. SIP proxies, P-CSCF in IMS etc.

H04L 65/1046

Call controllers; Call servers

Definition statement

This place covers:

All different Call Controlling entities providing e.g. resource reservation. Note that MGCs in particular are covered by the previous class.

H04L 65/1053

IP private branch exchange [PBX] functionality entities or arrangements (circuit switched PBXs [H04M 3/00](#))

Definition statement

This place covers:

Entities providing IP PBX or Software-defined PBX functionality. However, the particular cases of IP PBX arrangements which may be distributed and provide effective local PBX service to users dispersed over multiple remotely located sites are covered by the following group.

References

Limiting references

This place does not cover:

Arrangements providing PBX functionality, e.g. IP PBX (circuit switched PBXs	H04M 3/00
--	---------------------------

Informative references

Attention is drawn to the following places, which may be of interest for search:

PBX networks	H04M 7/009
--------------	----------------------------

H04L 65/1055

Single-site

Definition statement

This place covers:

Entities providing IP PBX or Software-defined PBX functionality related to the specific architecture of single-site PBX infrastructure.

H04L 65/1056

Multi-site

Definition statement

This place covers:

IP PBX arrangements which may be distributed and provide effective local PBX service to users dispersed over multiple remotely located sites, e.g. corporate PBXs.

H04L 65/1059

End-user terminal functionalities specially adapted for real-time communication

Definition statement

This place covers:

Functionalities of the user terminal associated with the signalling and control of the multimedia session and the handling of the media.

Relationships with other classification places

Constructional details and general features of a user terminal are normally covered by [H04M 1/00](#).

References

Informative references

Attention is drawn to the following places, which may be of interest for search:

Adaptation for terminals with limited resources or for terminal portability	H04L 67/04
Terminal emulation	H04L 67/08
Terminal profiles	H04L 67/303
Substation equipment for use by subscribers	H04M 1/00
Management of video client characteristics	H04N 21/258
Management of video client characteristics	H04N 21/4516

H04L 65/1063

Application servers providing network services (systems providing special services to telephonic subscribers [H04M 3/42](#))

Definition statement

This place covers:

Application server (AS) entities in the network, providing services to the end users. A document describing details of an application server as well as the services it provides, may also need to be classified in one of the subentries of [H04L 65/40](#) - [H04L 65/613](#) or in the subentry for FEATURES [H04L 65/1096](#).

References

Limiting references

This place does not cover:

systems providing special services to telephonic subscribers	H04M 3/42
--	---------------------------

H04L 65/1066

Session management

Definition statement

This place covers:

All the signalling and procedures required for a multimedia session of any type (VoIP call, video call, streaming session, conference, etc.) to be prepared, set up, maintained and serviced.

References

Informative references

Attention is drawn to the following places, which may be of interest for search:

Conducting a computer conference, e.g. admission, detection, selection or grouping of participants, correlating users to one or more conference session or prioritising transmission	H04L 12/1822
Admission control/resource reservation in packet switching networks	H04L 47/70

H04L 65/1069

Session establishment or de-establishment

Definition statement

This place covers:

The function of setting up a multimedia session irrespective of the type of the session, i.e. two-party multimedia telephony call, N-way multimedia telephony call, Conference call, etc.; e.g. a document describing a multiparty session setup should be assigned this entry and also at least one of the entries under [H04L 65/403](#) - [H04L 65/4053](#).

References

Informative references

Attention is drawn to the following places, which may be of interest for search:

Computer conference organisation arrangements, e.g. handling schedules, setting up parameters needed by nodes to attend a conference, booking network resources or notifying involved parties	H04L 12/1818
Admission control or resource reservation in packet switching networks	H04L 47/70
Arrangements for peer-to-peer networking in network applications	H04L 67/104
Session management in network applications	H04L 67/14
Negotiation of communication capabilities	H04L 69/24

H04L 65/1073

Registration or de-registration

Definition statement

This place covers:

The procedure of a user registering in a network. The registration includes all aspects of the end user, i.e. addresses, aliases, capabilities, permissions, etc.

Re-registration, de-registration, maintaining or refreshing registrations, etc.

Relationships with other classification places

Details of the registrar directories and the procedures for consulting these directories are covered by [H04L 61/00](#). A document describing both the registration procedure itself and the structure of the directory should be classified both in [H04L 65/1073](#) and in the appropriate [H04L 61/00](#) group.

References

Informative references

Attention is drawn to the following places, which may be of interest for search:

Arrangements for addressing or naming in data networks	H04L 61/00
--	----------------------------

H04L 65/1076

Screening of IP real time communications, e.g. spam over Internet telephony [SPIT]

Definition statement

This place covers:

The procedure of admitting or rejecting a call or session setup request, either by the network or the destination.

Relationships with other classification places

Security-related call admission control is normally covered by [H04L 63/00](#), with the exception of SPIT covered by [H04L 65/1079](#). Also, billing-related call admission control is normally covered by [H04L 12/14](#) and [H04M 9/00](#).

References

Informative references

Attention is drawn to the following places, which may be of interest for search:

Arrangements for network security	H04L 63/00
Arrangements for screening incoming telephone calls	H04M 3/436

H04L 65/1079

{of unsolicited session attempts, e.g. SPIT}

Definition statement

This place covers:

Call control specifically associated with the identification of SPAM VoIP calls.

References

Informative references

Attention is drawn to the following places, which may be of interest for search:

Message switching systems, e.g. electronic mail systems, with filtering and selective blocking capabilities	H04L 51/212
---	-----------------------------

H04L 65/1083

In-session procedures

Definition statement

This place covers:

Procedures that take place during the session either with in-band or out-of-band signalling. Procedures related to "Session scope modification" are covered by the explicit subentries that follow. All the other procedures are covered by this entry, including aspects of session (or voice or service) continuity (VCC) and session recording. Session continuity within this scope of this entry covers aspects associated with the signalling at session layer level (SIP, IMS). Lower level session continuity, handoff or handover (including mobile IP level) is covered by [H04W 36/0011](#) .

References

Informative references

Attention is drawn to the following places, which may be of interest for search:

Computer conferences, network arrangements for conference optimisation or adaptation	H04L 12/1827
Reactions to resource unavailability in packet switching networks	H04L 47/74
Reallocation or renegotiation of resources in packet switching networks	H04L 47/76

H04L 65/1086

{session scope modification}

Definition statement

This place covers:

Procedures that expand or contract the scope or some aspect of the session. If the expansion or contraction is related to adding or removing media or participants, the following explicit subentries apply. Other aspects (e.g. expanding the BW of the call) are covered by this subentry.

H04L 65/1089

by adding media; by removing media

Definition statement

This place covers:

Adding or removing a real time medium during the call; e.g. adding video to a voice only session.

H04L 65/1093

by adding participants; by removing participants

Definition statement

This place covers:

Adding or removing a participant during the call; e.g. adding a 3rd participant to a 2-way call by using the SIP REFER method.

H04L 65/1094

Inter-user-equipment sessions transfer or sharing

Definition statement

This place covers:

Session transfer or sharing between multiple UEs.

H04L 65/1096

Supplementary features, e.g. call forwarding or call holding (systems providing special services or facilities to telephony subscribers [H04M 3/42](#))

Definition statement

This place covers:

Features are certain session-related services provided by the network operator that can be (pre)programmed by a subscriber. Examples of legacy features offered by legacy telephony network operators are: Call forwarding, Call hold, Follow-me, etc. Depending on the scope of the features and the network over which they are provided, these features may be covered by this entry or the [H04M 3/00](#) classes. The following table clarifies the distinction between the two classes:

Legacy features provided over legacy type circuit switched networks	H04M 3/00
Legacy features provided over packet-based networks, but the document describes mainly the "user experience" of the legacy features with insignificant to no details of the signalling involved in the packet-based network.	H04M 3/00
Legacy features provided over packet-based networks and the document describes details of the "user experience" of the legacy features as well as details of the signalling involved in the packet-based network	H04M 3/00 and H04L 65/1096
Legacy features provided over packet-based networks and the document only concentrates on the details of the signalling involved in the packet-based network without any details of the "user-experience"	H04L 65/1096
New non-legacy features which could not be provided by legacy type networks and can only be offered by new packet-based networks	H04L 65/1096

References

Limiting references

This place does not cover:

systems providing special services to telephonic subscribers	H04M 3/42
--	---------------------------

H04L 65/1101

Session protocols

Definition statement

This place covers:

All packet-based signalling protocols for packet-based networks, current and future, although only SIP and H.323 families of protocols are explicitly identified at present. The SIP and H.323 families of protocols are classified in their specific dependent subgroups. All non-SIP and non-H.323 protocols for signalling and session management are classified in this parent class. SIP and H.323 are classified in their dedicated dependent subgroups.

H04L 65/1104

Session initiation protocol [SIP]

Definition statement

This place covers:

IETF SIP family of protocols, including SDP, etc.

H04L 65/1106

Call signalling protocols; H.323 and related

Definition statement

This place covers:

H.323 ITU family of protocols.

H04L 65/1108

Web based protocols, e.g. webRTC

Definition statement

This place covers:

The use of WebRTC in real-time or near real-time communications.

H04L 65/40

Support for services or applications

Relationships with other classification places

Telephony services provided over legacy circuit switched networks are covered by [H04M 3/00](#). Documents relating to telephony services provided over VoIP networks are only covered by this entry if they relate to the VoIP signalling and protocols required for the provision of the services. Documents relating mainly to the "user experience" provided by the services, with little to no information on

Relationships with other classification places

the VoIP signalling and protocols, are only covered by [H04M 3/00](#). The following table clarifies the distinction between the two places:

Services provided over legacy type circuit switched networks	H04M 3/00
Services provided over VoIP packet-based networks, but the document describes mainly the "user experience" of the information services with insignificant to no details of the signalling involved in the VoIP packet-based network	H04M 3/00
Information services provided over VoIP packet-based networks and the document describes details of the "user experience" of the information services as well as details of the signalling involved in the VoIP packet-based network	H04M 3/00 , H04L 65/40
Services provided over VoIP packet-based networks and the document only concentrates on the details of the signalling involved in the packet-based network without any details of the "user experience"	H04L 65/40

Note: Aspects of WEB related information services are also covered by [H04L 67/02](#) (e.g. click-to-dial from within a WEB a page).

References

Informative references

Attention is drawn to the following places, which may be of interest for search:

Network service management for ensuring proper service fulfilment	H04L 41/50
Systems providing special services to telephonic subscribers	H04M 3/42
Information services comprising voice	H04M 3/487
Contact centre services	H04M 3/51

H04L 65/401

wherein the services involve a main real-time session and one or more additional parallel real-time or time sensitive sessions, e.g. white board sharing or spawning of a subconference

Definition statement

This place covers:

During an existing interactive real-time session, another parallel session is initiated and/or maintained. This entry covers the signalling for the initiation and the maintenance for this additional session. Note: adding a medium in an existing session is not considered a parallel session.

References

Informative references

Attention is drawn to the following places, which may be of interest for search:

Real time messaging, e.g. instant messaging, interacting with other applications or services	H04L 51/046
Multichannel or multilink protocols	H04L 69/14
Services and arrangements where telephone services are combined with data services	H04M 7/0024

H04L 65/4015

{where at least one of the additional parallel sessions is real time or time sensitive, e.g. white board sharing, collaboration or spawning of a subconference}

Definition statement

This place covers:

This entry involves an additional parallel session which is time sensitive, e.g. the initiation of a parallel session for the streaming of a video clip or for a shared white board for distant learning, etc. Also the spawning of a sub-conference by a participant is also covered by this entry.

Note: The addition of a participant in an existing session is not considered a parallel session, if this new participant becomes a full member of the existing session.

Relationships with other classification places

Aspects of Tele-writing, Virtual Reality and Network Gaming are also covered by [H04L 67/131](#).

References

Informative references

Attention is drawn to the following places, which may be of interest for search:

Telewriting, virtual reality or network gaming	H04L 67/131
--	-----------------------------

H04L 65/402

wherein the services involve a main real-time session and one or more additional parallel non-real time sessions, e.g. downloading a file in a parallel FTP session, initiating an email or combinational services

Definition statement

This place covers:

This entry involves an additional parallel session which is not time sensitive, e.g. the initiation of a parallel session for a file transfer using FTP, the sending of an e-mail message, etc.

References

Informative references

Attention is drawn to the following places, which may be of interest for search:

Message switching systems	H04L 51/00
Instant messaging	H04L 51/04
WEB based applications	H04L 67/02
File transfer	H04L 67/06

H04L 65/4025

{where none of the additional parallel sessions is real time or time sensitive, e.g. downloading a file in a parallel FTP session, initiating an email or combinational services}

Definition statement

This place covers:

This entry involves an additional parallel session which is not time sensitive, e.g. the initiation of a parallel session for a file transfer using FTP, the sending of an e-mail message, etc.

References

Informative references

Attention is drawn to the following places, which may be of interest for search:

Message switching systems	H04L 51/00
Instant messaging	H04L 51/04
WEB based applications	H04L 67/02
File transfer	H04L 67/06

H04L 65/403

Arrangements for multi-party communication, e.g. for conferences (data switching systems for conference [H04L 12/18](#); arrangements for connecting several subscribers to a common circuit, i.e. affording conference facilities [H04M 3/56](#); television conferencing systems [H04N 7/15](#))

Definition statement

This place covers:

The control and the signalling of a multi-party session. Multi-party sessions, in the context of this entry can be Conferences and N-way calls. The subentries of this class distinguish multiparty communication by the type of floor control used in the session.

It is noted that floor control is defined as the ability of an entity to control when participants are allowed to transmit and receive multimedia data. The ability of a participant to simply mute its own output or input does not by itself constitute floor control.

Definition statement

The following table clarifies the definitions of the different types of floor control in the context of this group:

Floor control	Type of multiparty session
None e.g. everyone can talk to everyone simultaneously or at will	Without floor control
By central entity e.g. Conference bridge or MCU	With central floor control
Always by the same end user terminal	With central floor control
Exchanged between end user terminals e.g. using a token	With distributed floor control

References

Limiting references

This place does not cover:

Data switching systems for computer conference	H04L 12/18
Telephonic conference systems	H04M 3/56
Television conferencing systems	H04N 7/15

Special rules of classification

A document describing both a multiparty session as well as details of services and applications covered by other entries, should be classified in the other entries also. For example, a document describing setting up a multi party call using SIP, originally between 3 parties, the floor control being exercised by the originating participant with a 4th participant being added during the session, should be assigned the following groups: [H04L 65/1104](#) (SIP), [H04L 65/1069](#) (setup), [H04L 65/4038](#) (conference centrally controlled) and [H04L 65/1093](#) (adding a participant).

Note: The Conference entries of [H04L 65/403](#) relate mainly to the signalling for the setting up, maintenance and the floor control of the Conference session. Other general aspects of the Conference, e.g. handling group membership, etc. are normally covered by the [H04L 12/18](#) group.

H04L 65/4038

with floor control

Definition statement

This place covers:

When the document explicitly describes a system/method with central floor control.

References

Informative references

Attention is drawn to the following places, which may be of interest for search:

Data switching systems for conducting a computer conference, e.g. admission, detection, selection or grouping of participants	H04L 12/1822
---	------------------------------

H04L 65/4046

{with distributed floor control}

Definition statement

This place covers:

When the document explicitly describes a system/method with distributed floor control as defined above.

H04L 65/4053

without floor control

Definition statement

This place covers:

When the document explicitly describes a system/method which has no floor control as defined above.

H04L 65/4061

Push-to services, e.g. push-to-talk or push-to-video

Definition statement

This place covers:

Signalling involved to prepare and setup a "Push-To" half duplex one-to-one or one-to-many call. It covers all "Push-to" services like Push-to-Talk (PtT), Push-to-Video (PtV) etc. A document describing a PtT over IMS service should normally be assigned this symbol and [H04L 65/1016](#).

References

Informative references

Attention is drawn to the following places, which may be of interest for search:

Push-to-talk services in wireless networks	H04W 4/10
Connection management, e.g. connection set-up, manipulation or release for push-to-talk or push-on-call services in wireless communication networks	H04W 76/45

H04L 65/60

Network streaming of media packets

Definition statement

This place covers:

The manipulation, the handling and the transmission of the media content itself as opposed to the signalling associated with it. Note: the creation of the media content (e.g. converting the image information into digitalised MPEG frames, etc.) is covered by the [H04N 7/00](#), [H04N 21/00](#) and [H04N 5/00](#) classes. This entry deals with encapsulation of the digitalised content into network packets, the network transport protocols governing the transmission of these content-carrying packets, and the processes involving the interaction of the content itself and the packets carrying this content with the network.

This parent class is only used if none of the explicit children subclasses below is suitable.

H04L 65/61

for supporting one-way streaming services, e.g. Internet radio

Definition statement

This place covers:

This entry covers services involving streaming of data from a source to a destination (downstream) and not vice-versa (upstream). It is noted that the notion of one-way streaming is not related to the actual ability of a terminal to also stream in the other direction, but only to the nature of the particular service. A document describing the broadcast streaming of media to terminals is normally covered by a [H04L 65/61](#) – [H04L 65/613](#) entry, even though the terminals may be capable to also stream media themselves to other destinations.

H04L 65/611

for multicast or broadcast (systems for broadcast or conference [H04L 12/18](#); arrangements for broadcast or distribution combined with broadcast [H04H 20/00](#); arrangements for broadcast applications with a direct linkage to broadcast information or to broadcast space-time [H04H 60/00](#); selective distribution of broadcast services, e.g. multimedia broadcast multicast service [MBMS], [H04W 4/06](#))

Definition statement

This place covers:

Media is streamed in the downstream direction from a source to multiple destinations (e.g. from a head-end server to subscriber terminals). Applications that may be covered include DVB-IP, some aspects of WEBCasting, etc. Aspects that are covered by this entry involve the packet streaming protocols, the packet-based signalling, the gatewaying etc. General aspects of TV broadcast are normally covered by [H04N 7/00](#). The general aspects of data multicasting and broadcasting are normally covered by [H04L 12/18](#).

References

Limiting references

This place does not cover:

Data switching systems for broadcast or conference	H04L 12/18
Arrangements for broadcast or distribution combined with broadcast	H04H 20/00
Arrangements for broadcast applications with a direct linkage of broadcast information	H04H 60/00
Selective distribution of broadcast services, e.g. multimedia broadcast multicast service [MBMS]	H04W 4/06

Informative references

Attention is drawn to the following places, which may be of interest for search:

Arrangements for push based network services	H04L 67/55
Analog television systems in general	H04N 7/00
Creating video channels for a dedicated end-user group	H04N 21/2668

H04L 65/612

for unicast

Definition statement

This place covers:

Media is streamed in the downstream direction from a source to selected destinations which requested the media (e.g. from a head-end server to subscriber terminals). Applications that may be covered include on demand video streaming, etc. Aspects that are covered by this entry involve the packet streaming protocols, the packet-based signalling, the gatewaying, the possible session setup etc. General aspects of TV are normally covered by [H04N 7/00](#).

References

Informative references

Attention is drawn to the following places, which may be of interest for search:

Analog television systems using two way working	H04N 7/173
End-user applications for requesting content, additional data or services	H04N 21/472

H04L 65/613

for the control of the source by the destination (control signals issued by the client directed to the server or network components specially adapted for selective content distribution [H04N 21/637](#))

Definition statement

This place covers:

The subscriber terminal can control the way media is streamed by the source (e.g. streaming rate, pause, stop etc.). Applications that may be covered include VCR-like control of the source, etc. Aspects that are covered by this entry involve the packet protocols (e.g. RTSP), the packet-based signalling, the gatewaying, the possible session setup etc. General aspects of TV are normally covered by [H04N 7/00](#).

References

Limiting references

This place does not cover:

Control signals to video servers issued by video clients	H04N 21/637
--	-----------------------------

Informative references

Attention is drawn to the following places, which may be of interest for search:

End-to-end flow control in packet switching networks	H04L 47/18
Explicit feedback from the destination to the source to modify data rate for flow control or congestion control in packet switching networks, e.g. choke packet	H04L 47/26
Analog television systems using two way working	H04N 7/173

H04L 65/65

Network streaming protocols, e.g. real-time transport protocol [RTP] or real-time control protocol [RTCP]

Definition statement

This place covers:

All the protocols dedicated to the transmission and the control of the transmission of real time streaming content, including the full IETF RTP family of protocols (RTP, RTCP, RTSP).

Note: an RTP packet header extension, with details of the encoding of the header, may be classified both in [H04L 65/70](#) and [H04L 65/65](#).

H04L 65/70

Media network packetisation

Definition statement

This place covers:

Details of the encoding of the packet streams; e.g. the encapsulation of MPEG transports into RTP packets, multiplexing of RTP/UDP packets, RTP packet header compression (may also be covered by [H04L 69/04](#)), RTP header extensions, piggy-bagging executable code in the content carrying packets, etc. Note that the encoding of the media data itself (i.e. voice coding or image coding in MPEG) is not covered by [H04L 65/00](#) but by [H04N 7/00](#), [H04N 21/00](#), [H04N 5/00](#).

References

Informative references

Attention is drawn to the following places, which may be of interest for search:

Protocols for data compression	H04L 69/04
Header parsing or analysis	H04L 69/22

H04L 65/75

Media network packet handling

Definition statement

This place covers:

Manipulating, converting and adapting the content, in support of its transition through the network. For example, selecting a different codec for BW saving or for matching to the capabilities of the terminal, dropping a medium for BW saving or for matching to the capabilities of the terminal, selecting or switching to a lower resolution version of the content for BW saving, etc.

References

Informative references

Attention is drawn to the following places, which may be of interest for search:

Computer conferences, network arrangements for conference optimisation or adaptation	H04L 12/1827
Flow control or congestion control in packet switching networks	H04L 47/10

Message switching systems, e.g. electronic mail systems, with message adaptation based on network or terminal capabilities	H04L 51/06
Adaptation for terminals or networks with limited resources or for terminal portability	H04L 67/04
Network application being adapted for the location of the user terminal	H04L 67/52
Involving intermediate processing or storage in the network	H04L 67/56
Transmission of television signals using pulse code modulation	H04N 7/24

H04L 65/762

{at the source (reformatting of additional data in video distribution servers [H04N 21/2355](#))}

Definition statement

This place covers:

The content handling takes place at the source.

References

Limiting references

This place does not cover:

Reformatting of additional data in video distribution servers	H04N 21/2355
---	------------------------------

Informative references

Attention is drawn to the following places, which may be of interest for search:

Reformatting of video signals in video distribution servers	H04N 21/2343
---	------------------------------

H04L 65/764

{at the destination (reformatting of additional data in video clients [H04N 21/4355](#))}

Definition statement

This place covers:

The content handling takes place at the destination.

References

Limiting references

This place does not cover:

Reformatting of additional data in video clients	H04N 21/4355
--	------------------------------

Informative references

Attention is drawn to the following places, which may be of interest for search:

Reformatting of video signals in video clients	H04N 21/4402
--	------------------------------

H04L 65/765

{intermediate}

Definition statement

This place covers:

The content handling takes place at an intermediate node in the network.

H04L 65/80

Responding to QoS

Definition statement

This place covers:

Quality of Service, QoS, aspects related to real time Multimedia Communication in the context of [H04L 65/00](#).

Documents classified into this group relate to specific QoS issues, irrespective as to whether these issues apply to a service, signalling, an entity, an application, etc. or to techniques which intend to support an improved user experience. The group is meant to be assigned as a qualifier to documents which may or may not have been assigned one of the other entries under [H04L 65/00](#). As an example, a document describing the setting up of an audio and video call, and where during the call the available BW is continuously monitored and at a critical moment the video medium is dropped in order to preserve bandwidth, should be assigned the following entries:

[H04L 65/1069](#) (Call setup), [H04L 65/1089](#) (removing a medium) and [H04L 65/80](#) (QoS).

The following aspects in real-time communication are considered examples falling under QoS:

Note that some of these techniques are known from other fields (e.g. monitoring ([H04L 41/06](#)), load balancing ([H04L 67/1001](#)), etc.) and are often also classified there. However if the technique is specifically adapted to real-time multimedia communication it is also classified here. Where applicable, the other fields are indicated below and are useful when searching for particular techniques.

- Content support streams

QoS technique whereby one or more additional and separate support streams to a content stream is/ are transmitted in parallel, providing for an improved user experience.

- Buffering techniques (see also flow control [H04L 47/10](#))

Techniques relating to buffer management in sender, receiver or intermediate node used in order to compensate for network deficiencies such as delay, jitter, etc.

- Alternate path routing (see also [H04L 45/22](#))

Techniques whereby during the streaming of content the stream is rerouted via an alternate path through the network when network problems such as congestion appear.

- Server arrangements

Arrangements and techniques at the server side for improving the QoS in real-time or near real-time services.

- Network infrastructure

Arrangements and techniques in the network, in terms of special network infrastructure entities, for improving the QoS in real-time or near real-time services.

- Redundant media transmission

Definition statement

Transmission of a redundant separate content stream in parallel, possibly using a different codec over a possibly alternate route in order to improve the reliability of the content delivery to the client; the redundant content streams cannot be added together.

- Multiple stream components

Content is streamed to a client using different sub-streams (sub layers) whereby one (bas layer) - or each separate sub-stream (sub-layer) on its own allows for playback of the content and whereby multiple sub-streams (sub-layers) can be added together and provide for an improved quality of the playback.

- Load balancing arrangements (see also [H04L 67/1001](#))

Arrangements for load balancing in order to offload a server or a part of the network.

- Multiple Channel transmission (also in [H04W](#))

Content stream is spread (dynamically) over multiple channels in a usually wireless access.

- Adaptive coding (see also [H04L 47/38](#))

The coding of the content stream is adjusted in real-time depending on the conditions of the network, the bandwidth availability or the client/server device.

- Alternate coding

Switching between different versions of the content depending on the conditions of the network, the bandwidth availability or the client/server device; whereby the different versions exist prior to the content transmission

- Content provider selection

Near real-time content provider selection for allowing optimal QoS experience.

- Adaptive rate selection

Dynamic transmission rate selection depending on the conditions of the network, the bandwidth availability or the client/server device, covers for example subsampling and upsampling.

- Scheduling

Near real-time techniques for timing the start of the transmission or playout of a stream depending on the conditions of the network, the bandwidth availability or the client/server device.

- Server resource optimisation

Improvements and techniques allowing for increased server side performance.

- Reducing required client resources

Improvements and techniques allowing for increased client side performance.

- Network bandwidth reduction

Improvements and techniques allowing for reduced network demand in terms of bandwidth.

- Measurement techniques (see also [H04L 41/06](#))

Specific real-time measurement techniques supportive of QoS arrangements for multimedia communications.

- Timing and synchronisation techniques

Techniques for synchronization between different streams relating to a unique content experience and between different playback entities. Covers also solutions where timing issues are important.

- De-jittering (see also [H04L 47/283](#))

QoS aspects tackling jitter in particular.

References

Informative references

Attention is drawn to the following places, which may be of interest for search:

Network service management, ensuring proper service fulfilment according to an agreement or contract between two parties, e.g. between an IT-provider and a customer	H04L 41/50
Monitoring arrangements, testing arrangements, with monitoring of QoS metrics	H04L 43/08
Traffic-type related flow control in packet switching networks, e.g. priorities or QoS	H04L 47/24
Admission control/resource reservation in packet switching networks based on QoS or priority awareness	H04L 47/805
Adaptation for terminals or networks with limited resources, or for terminal portability	H04L 67/04
Network application adapted for the location of the user terminal	H04L 67/52
Reducing the amount or size of exchanged application data	H04L 67/5651
Arrangements for scheduling or organising the servicing of requests whereby quality of service or priority requirements are taken into account	H04L 67/61
Monitoring of the downstream path of a video distribution network	H04N 21/2402 , H04N 21/44209

H04L 67/00

Network arrangements or protocols for supporting network services or applications (user-to-user messaging [H04L 51/00](#); network arrangements, protocols or services for supporting real-time applications in data packet communications networks [H04L 65/00](#))

Definition statement

This place covers:

- User-applications and protocols facilitating their access to the underlying network. Networking involves delays in the transmission of information between a sender and a receiver, which are normally physically/geographically at a distance from each other.
- Data presentation, preparation and transfer (e.g. via established sessions or transactions).

References

Limiting references

This place does not cover:

User-to-user messaging in packet-switching networks, transmitted according to store-and-forward or real-time protocols, e.g. e-mail	H04L 51/00
Network arrangements, protocols or services for supporting real-time applications in data packet communications networks	H04L 65/00

Informative references

Attention is drawn to the following places, which may be of interest for search:

Data switching networks	H04L 12/00
Arrangements for maintenance, administration or management of data switching networks, e.g. of packet switching networks	H04L 41/00
Routing or path finding of packets in data switching networks	H04L 45/00
Interprocessor communication	G06F 15/163
Information retrieval; Database structures therefor; File system structures therefor	G06F 16/00
Automatic or semi-automatic exchanges for telephonic communication providing special services or facilities to subscribers	H04M 3/42
Network structure or processes for video distribution between server and client or between remote clients	H04N 21/60
Services or facilities specially adapted for wireless communication networks	H04W 4/00

H04L 67/01**Protocols****Definition statement**

This place covers:

Protocols for supporting directly end-user applications and processes (helping implement a network communication component by interacting with software applications; establishing a communication through the cooperating communication partners). Application layer services establish an interface to the network. "Protocols" provide the rules and formats that govern how data is treated.

H04L 67/02

based on web technology, e.g. hypertext transfer protocol [HTTP]

Definition statement

This place covers:

Web applications that are accessed over a network and processed by a remote server.

H04L 67/025

for remote control or remote monitoring of applications

Definition statement

This place covers:

Solutions supporting acquiring application data and processing or analysing the application data by the remote entity.

References

Informative references

Attention is drawn to the following places, which may be of interest for search:

Network management using Internet technology	H04L 41/0246
Network monitoring	H04L 43/00
Management of end-device applications over a special purpose or proprietor network	H04L 67/125

H04L 67/04

specially adapted for terminals or networks with limited capabilities; specially adapted for terminal portability

Definition statement

This place covers:

Solutions specially adapted for terminals with restricted capabilities or functions (bandwidth, display, etc.).

References

Informative references

Attention is drawn to the following places, which may be of interest for search:

Services or facilities specially adapted for wireless communication networks	H04W 4/00
--	---------------------------

H04L 67/06

specially adapted for file transfer, e.g. file transfer protocol [FTP]

Definition statement

This place covers:

Aspects relating to data transfers/sharing using specific protocols therefor.

H04L 67/08

specially adapted for terminal emulation, e.g. Telnet

Definition statement

This place covers:

Solutions enabling a user to connect to a remote host or device by establishing a network connection.

References

Informative references

Attention is drawn to the following places, which may be of interest for search:

Protocols for telewriting or protocols for networked simulations, virtual reality or games	H04L 67/131
--	-----------------------------

Emulation or software simulation	G06F 9/455
Terminal emulation (relates to peripheral devices)	G06F 13/107

H04L 67/10

in which an application is distributed across nodes in the network (software deployment [G06F 8/60](#); multiprogramming arrangements [G06F 9/46](#))

Definition statement

This place covers:

The distribution of computing activities (distributed computing) in a network, when the networking aspects are relevant.

Sending active messages (i.e. e-mail messages that contain not only data or text, but also active components like executables, sometimes being those executables the ones that take responsibility for routing the message in the network, i.e. finding the nodes in which to execute).

Distributing the execution of an algorithm between nodes in the network, i.e. executing one version of the algorithm in a server, another in a light-weight client, and comparing/sharing the results.

References

Limiting references

This place does not cover:

Software deployment	G06F 8/60
Multiprogramming arrangements	G06F 9/46

Informative references

Attention is drawn to the following places, which may be of interest for search:

Routing aspects of active messages, active routing, active networks	H04L 45/566
Routing of messages based on application data	H04L 67/63
Task transfer, task migration, mobile agents	G06F 9/4856
Intertask communication	G06F 9/54
Remote procedure calls	G06F 9/547
Provisions for intelligent networking	H04Q 3/0029

H04L 67/1001

for accessing one among a plurality of replicated servers

Definition statement

This place covers:

Documents involving a client-server (or peer-to-peer) communication in which, based on specific criteria, a decision is taken, either in the network or in the client, for selecting one of a plurality of replicated servers (or peers acting as servers) to provide a specific resource. The plurality of replicated servers are characterised by being able to provide basically the same content or service.

Definition statement

This definition is not limited to an interpretation of the term "server" as "content server", but also comprises the load balancing to other types of network elements such as caches or firewalls, under the condition that these elements can be seen as end points of a client connection (this excludes routers, gateways, switches, wireless switches, etc.).

Documents in this group are consequently characterised by two main aspects: Firstly, a plurality of replicated servers and secondly, a selection among the plurality of replicated servers.

References

Informative references

Attention is drawn to the following places, which may be of interest for search:

Selection among a plurality of network devices that are routing or forwarding devices and not end points for the communication (this includes AP-Access Points, gateways, LNS-L2TP Network servers, Home Agents, MAP-Mobile Anchor Points)	H04L 12/2856 , H04L 47/125 , H04W 28/08
Link or network selection, i.e. routing, based on load balancing in core network without involving a selection of a server among a plurality of replicated servers	H04L 45/00
Load balancing between the outbound interfaces (NICs) in a network device	H04L 47/125
DNS resolutions when a plurality of DNS servers are involved but these are not replicated servers	H04L 61/50
Authentication processes when a plurality of authentication servers are involved but these are not replicated servers	H04L 63/08
Arrangements for mirroring or replication of data	H04L 67/1095
Redirection of requests when the plurality of servers are not replicated servers, and are therefore not meant to provide the same content or service	H04L 67/56
Routing according to the context/content of the requests when, if there is a plurality of servers, these are not replicated servers	H04L 67/60
QoS and priority requirements taken into account in the scheduling (or organisation or prioritisation) of requests prior to the forwarding or routing of the request to a server	H04L 67/60
Multichannel or multilink protocols; Load balancing between the outbound interfaces (NICs) in a network device	H04L 69/14
Selection of a printer among a plurality	G06F 3/1296
Allocation of resources to service a request, the resource being a machine, e.g. a server	G06F 9/5027
Allocation of resources, i.e. techniques for rebalancing the load in a distributed system	G06F 9/5083

Special rules of classification

The architectural aspects of applications related to selection of a server among a plurality of replicated servers are classified in the architectural subgroups of the intermediate processing group [H04L 67/56](#).

Documents with the following additional aspects should be classified not only with their specific "selection among a plurality of servers" aspects but also in the following other groups:

- Monitoring and management of servers or networks: [H04L 41/00](#), [H04L 41/06](#)

- Selection of an ISP through which a selected server among a plurality can be reached: [H04L 12/2856](#)
- Selection of network access among a plurality of available networks (PSTN, WLAN, ADSL, etc.) when a server among a plurality is also selected: [H04L 12/5691](#)
- Load balancing of DNS requests to a plurality of DNS servers when the load balancing is the main aspect of the application: [H04L 61/50](#)
- Load balancing of requests between a plurality of security devices such as firewalls, IDSs, SSL offload devices, etc.: [H04L 63/00](#)
- Load balancing of requests between a plurality of peers in a peer-to-peer network: [H04L 67/104](#)
- Load balancing of requests to servers that are part of a SAN: [H04L 67/1097](#)
- Session management: [H04L 67/14](#)
- Architectural implementation aspects of the load balancing intermediate functionality: [H04L 67/56](#)
- Failure recovery or redundancy of servers, where a backup server is selected among a plurality in case of failure of another server: [H04L 69/40](#)

H04L 67/1004

Server selection for load balancing

Definition statement

This place covers:

Documents where the invention is characterised by the criteria for selection of a server out of multiple servers with replicated content.

References

Informative references

Attention is drawn to the following places, which may be of interest for search:

Allocation of processing resources to service a request in a distributed system, the resource being a machine, e.g. a server	G06F 9/5027
--	-----------------------------

H04L 67/1006

with static server selection, e.g. the same server being selected for a specific client

Definition statement

This place covers:

Criteria for selection of a server are based on static selection. The same server is always selected for a specific client, independently of load changes (for example based on client's IP address).

References

Informative references

Attention is drawn to the following places, which may be of interest for search:

Allocation of processing resources to service a request, considering data affinity	G06F 9/5033
--	-----------------------------

H04L 67/1008

**based on parameters of servers, e.g. available memory or workload
(monitoring of computer activity [G06F 11/30](#))**

Definition statement

This place covers:

Criteria for selection of a server are based on parameters of the plurality of servers (selection of server with least connections, more memory available, response time, least recently used, current workload, queue length, processing delay, power consumption, etc.).

References

Limiting references

This place does not cover:

Monitoring of computer activity	G06F 11/30
---------------------------------	----------------------------

Informative references

Attention is drawn to the following places, which may be of interest for search:

Allocation of processing resources to service a request, considering the load	G06F 9/505
---	----------------------------

H04L 67/101

based on network conditions

Definition statement

This place covers:

Criteria for selection of a server are based on network conditions (access network load, bandwidth, network topology, least hops, round-trip delay, latency, etc.).

H04L 67/1012

based on compliance of requirements or conditions with available server resources

Definition statement

This place covers:

Criteria for selection of a server are based on compliance between predetermined requirements or conditions (either indicated in the client request or not, or in the form of thresholds) and the server's resources available (client's process requiring a percentage of memory, data rate, server capabilities, etc.).

H04L 67/1014

based on the content of a request

Definition statement

This place covers:

Criteria for selection of a server are based on the content of a request (URL, client selects criteria and sends a request, host information).

H04L 67/1017

based on a round robin mechanism

Definition statement

This place covers:

Criteria for selection of a server are based on round-robin (circular or rotational) distribution of requests.

H04L 67/1019

Random or heuristic server selection

Definition statement

This place covers:

Criteria for selection of a server are based on random or heuristic selection.

H04L 67/1021

based on client or server locations

Definition statement

This place covers:

Criteria for selection of a server are based on the location of the client or the server or the distance between client and server. It does not include the case of mathematical algorithms being used to calculate a number of hops (this belongs to network conditions).

References

Informative references

Attention is drawn to the following places, which may be of interest for search:

Server selection based on network conditions	H04L 67/101
--	-----------------------------

H04L 67/1023

based on a hash applied to IP addresses or costs

Definition statement

This place covers:

Criteria for selection of a server are other criteria, e.g. hash applied to IP address, specific algorithms, cost, etc.

H04L 67/1025

Dynamic adaptation of the criteria on which the server selection is based

Definition statement

This place covers:

Dynamic adaptation of the selection criteria in load balancers. In order to adapt to changes in the network / server conditions, the criteria for selection of a server among the plurality of servers are changed for other criteria (e.g. from static selection to a load-based criteria) or the criteria's algorithm is modified.

H04L 67/1027

Persistence of sessions during load balancing

Definition statement

This place covers:

Persistence means how to ensure that subsequent packets of a session or subsequent sessions established between a client and a server are forwarded to the same server as was the initial request (based on cookies, address affinity, etc.). This ensures consistency of information in the server, utility of client state information in the server, etc.

H04L 67/1029

using data related to the state of servers by a load balancer

Definition statement

This place covers:

Collection and organisation of information related to the states of the plurality of servers by the load balancer wherein the information can be used in a later stage for selection of a server among the plurality.

References

Informative references

Attention is drawn to the following places, which may be of interest for search:

Server selection based on server parameters	H04L 67/1008
Performance measurement for load balancing	G06F 11/3433
Information retrieval in structured data stores	G06F 16/20

H04L 67/1031

Controlling of the operation of servers by a load balancer, e.g. adding or removing servers that serve requests

Definition statement

This place covers:

Management of replicated servers. By controlling operations of servers, e.g. adding or removing servers from the plurality of servers available for answering requests, the resources available to the clients can be controlled and a better performance can be achieved.

H04L 67/1034

Reaction to server failures by a load balancer

Definition statement

This place covers:

Continuity of service. Active monitoring of servers to react in case of failure of a server by balancing current requests and forwarding new requests to another available servers.

References

Informative references

Attention is drawn to the following places, which may be of interest for search:

Network fault restoration	H04L 41/0654
Departure and maintenance mechanisms in Peer-to-Peer networks	H04L 67/1048
Intermediate processing of operational support to end devices when they are unavailable	H04L 67/56
Intermediate processing providing operational support to end devices by emulation or by off-loading in the network	H04L 67/59
Techniques for recovering from a failure of a protocol instance or entity	H04L 69/40
Error detection or correction of the data by redundancy in hardware	G06F 11/16
Failing over workload from one server to another one	G06F 11/202

H04L 67/1036

Load balancing of requests to servers for services different from user content provisioning, e.g. load balancing across domain name servers

Definition statement

This place covers:

Load balancing of requests to replicated services for services different from user content provisioning, e.g. replicated DNS servers, replicated AAA servers, load balancing of firewalls, etc.

References

Informative references

Attention is drawn to the following places, which may be of interest for search:

Ingress point selection, Internet Service Provider [ISP] selection	H04L 12/5691
Domain Name Service DNS arrangements	H04L 61/50
Firewalls	H04L 63/02

H04L 67/1038

Load balancing arrangements to avoid a single path through a load balancer

Definition statement

This place covers:

Arrangements to avoid the use of a single path through an intermediate load balancer for requests and/or replies between a client and a server, e.g., the load balancer selects a server among a plurality and communicates the selection to the client that can use this information to contact the server directly, or the load balancer provides a list of servers to the client that will then select one.

H04L 67/104

Peer-to-peer [P2P] networks

Definition statement

This place covers:

Documents describing specific functionalities, architectural details or applications of Peer to Peer (P2P) networks.

P2P networks are those which exhibit the following two characteristics:

- Symmetric Communication: Peer nodes act both as clients and as servers ("Servents"). Peer nodes are considered equals; they both request and offer resources, rather than being confined to either client or server roles.
- Self-Organization: The peer nodes automatically organize themselves into an application layer overlay network and adapt to the arrival, departure and failure of nodes.

Note: The academic definition feature "distributed control" is not considered because of the existence of P2P networks which make use of a node /some nodes which centralize certain functions in the p2p network (e.g. the central server of Napster; the "tracker nodes" of BitTorrent - on a "file per file" basis).

Relationships with other classification places

In relation with the note to the definition above, some degree of distributed arrangement of data is required by the hierarchy of the class under [H04L 67/10](#).

Moreover its hierarchy under [H04L 67/00](#) requires that it must involve the higher application layers (i.e. layers 5-7 of the OSI model).

References

Informative references

Attention is drawn to the following places, which may be of interest for search:

Applications for Multicasting	H04L 12/18
Route fault recovery in network routing	H04L 45/28
Applications for Instant Messaging	H04L 51/04
Addressing aspects	H04L 61/00
Applications for distributed directory services	H04L 61/50
Security, e.g. countermeasures to security attacks, access control, authentication mechanisms	H04L 63/00
Applications for Streaming Media	H04L 65/00
Real-time terminal functionality	H04L 65/1059

Informative references

Real-time session setup	H04L 65/1069
Real-time session control registration	H04L 65/1073
SIP	H04L 65/1104
One way streaming on demand	H04L 65/61
QoS aspects of Multimedia	H04L 65/80
Applications/Protocols for File Transmission	H04L 67/06
Applications for Distributed processing	H04L 67/10
Mechanisms to access one among a plurality of peers with the same content (i.e. selection) in a peer-to-peer network	H04L 67/1001
Reactions to failures of replicated servers by a load balancer	H04L 67/1034
Permanent content data storage at distributed nodes, e.g. replication, mirroring or in a storage area network	H04L 67/1095 , H04L 67/1097
Applications for sensor networks	H04L 67/12
Presence management	H04L 67/54
Push based mechanisms	H04L 67/55
Temporary content data storage at intermediate nodes	H04L 67/56
Intermediate processing of operational support to end devices when they are unavailable	H04L 67/59
Scheduling (e.g. ordering) of responses to requests from different peers according to prioritising criteria	H04L 67/61
Techniques for recovering from a failure of a protocol instance or entity, e.g. failover routines, service redundancy protocols, protocol state redundancy, protocol service redirection in case of a failure, disaster recovery	H04L 69/40
Peer-to-peer connections between video game machines	A63F 13/34
Applications for games	A63F 2300/408
Distribution of tasks among a plurality of processors inside a multiprocessor computer	G06F 9/5027
Data backup, redundancy and recovery functionalities	G06F 11/1402
Information search/organisation/retrieval where the proposal relates mainly to managed objects as cognitive information units rather than as physical peer nodes (e.g. keywords based search, contents oriented indexing instead of peers oriented indexing)	G06F 16/00
Applications for IP Telephony	H04M 7/006
Applications for wireless peers	H04W 4/00 , H04L 67/04
Small Scale hierarchical wireless network topologies	H04W 84/10
Wireless Ad-hoc Networks involving group organisation only at OSI Layer 3 or lower (i.e. network routing)	H04W 84/18
Wireless interfaces between video clients	H04W 92/18

Glossary of terms

In this place, the following terms or expressions are used with the meaning indicated:

BitTorrent	P2P protocol for file distribution. Defined by The BitTorrent Protocol Specification (http://www.bittorrent.org/beps/bep_0003.html).
Distributed hash table (DHT)	Decentralized distributed system that provides a lookup service similar to a hash table; (key, value) pairs are stored in a DHT, and any participating node can efficiently retrieve the value associated with a given key. Responsibility for maintaining the mapping from keys to values is distributed among the nodes, in such a way that a change in the set of participants causes a minimal amount of disruption.
Chunk	Fragments or pieces of information which are downloaded or managed by P2P programs.
Leech	Primarily leech (or leeches) refer to a peer (or peers) who has a negative effect on the swarm by having a very poor share ratio (downloading much more than they upload, creating a ratio less than 1.0). Most leeches are users on asymmetric internet connections and do not leave their BitTorrent client open to seed the file after their download has completed. The often used second meaning of leech is synonymous with downloader: used simply to describe a peer or any client that does not have 100% of the data. This alternative meaning was mainly introduced by most BitTorrent tracker sites.
Overlay network	Computer network built on top of another network. Nodes in the overlay can be thought of as being connected by virtual or logical links, each of which corresponds to a path, perhaps through many physical links, in the underlying network.
P2P	Peer to Peer.
Peer	A participant of a peer to peer network, in which participants act as both client and server. In BitTorrent, a peer is one instance of a BitTorrent client running on a computer on the Internet to which other clients connect and transfer data. Usually a peer does not have the complete file, but only parts of it. However, in the colloquial definition, "peer" can be used to refer to any participant in a swarm (in this case, it's synonymous with "client").
Peer to Peer network	Those networks which exhibit the following two characteristics: 1.- Symmetric Communication: Peer nodes act both as clients and as servers ("Servents"). Peer nodes are considered equals; they both request and offer resources, rather than being confined to either client or server roles. 2.- Self-Organization: The peer nodes automatically organize themselves into an application layer overlay network and adapt to the arrival, departure and failure of nodes.
Seed / Seeder:	Peer that offers a piece of content for upload. In BitTorrent, a Seed is used to refer to a peer who has 100% of the data. When a leech obtains 100% of the data, that peer automatically becomes a Seed.

Seeding:	Uploading content to other peers. In BitTorrent, Seeding refers to leaving a peer's connection available for other peers, i.e. leechers, to download from. Normally, a peer should seed more data than leech. However, whether to seed or not, or how much to seed, is dependent on the availability of leeches and the choice of the peer at the seeding end.
Swarm	Group of peers downloading file pieces, in parallel, from several distinct sources or uploaders of the file. In BitTorrent, together, all peers (including seeders) sharing a torrent are called a swarm. For example, six ordinary peers and two seeders make a swarm of eight.
Torrent	A torrent can mean either a .torrent metadata file (see next) or all files described by it, depending on context. Torrents work by dividing the target file into small information chunks, found on an unlimited number of different hosts. Through this method, torrents are able to download large files quickly. When a client (the recipient of a target file) has initiated a torrent download, the chunks of target file that are needed can be found easily, based on the data from the torrent itself. Once all the chunks are downloaded the client can assemble them into a usable form.
Torrent file	A BitTorrent tracker is a server that assists in the communication between peers using the BitTorrent protocol. Clients that have already begun downloading also communicate with the tracker periodically to negotiate with newer peers and provide statistics; however, after the initial reception of peer data, peer communication can continue without a tracker. A tracker should be differentiated from a BitTorrent index by the fact that it does not necessarily list files that are being tracked. A BitTorrent index is a list of .torrent files, usually including descriptions and other information. Trackers merely coordinate communication between peers attempting to download the payload of the torrents. Many BitTorrent websites act as both tracker and index. Sites such as these publicize the tracker's URL and allow users to upload torrents to the index with the tracker's URL embedded in them, providing all the features necessary to initiate a download.

H04L 67/1042

using topology management mechanisms

Definition statement

This place covers:

Documents dealing with organisational aspects among peers that normally are established independently (although as a base) to the operations of specific resource search, selection and delivery covered in the other main groups.

H04L 67/1044

{Group management mechanisms (management of multicast group membership [H04L 12/185](#); reconfiguring of node membership in a computing system to eliminate errors [G06F 11/1425](#))}

Definition statement

This place covers:

Documents dealing with group formation and internal organisation mechanisms/rules.

References

Limiting references

This place does not cover:

management of multicast group membership	H04L 12/185
reconfiguring of node membership in a computing system to eliminate errors	G06F 11/1425

Informative references

Attention is drawn to the following places, which may be of interest for search:

User group management in wireless communication networks	H04W 4/08
--	---------------------------

H04L 67/1046

{Joining mechanisms}

Definition statement

This place covers:

Documents where a new peer wants to join an existing group. Includes Admission Control.

References

Informative references

Attention is drawn to the following places, which may be of interest for search:

Network architectures or network communication protocols for network security, for controlling e.g. access	H04L 63/10
--	----------------------------

H04L 67/1048

{Departure or maintenance mechanisms}

Definition statement

This place covers:

Departure and maintenance mechanisms: Planned node departure (graceful disconnection); Due to node failure ("un"graceful disconnection); Responsiveness to node departures. Churn.

References

Informative references

Attention is drawn to the following places, which may be of interest for search:

Reaction to server failures by a load balancer	H04L 67/1034
Arrangements for providing operational support to end devices when they are unavailable	H04L 67/59
Techniques for recovering from a failure of a protocol instance or entity, e.g. failover routines, service redundancy protocols, protocol state redundancy, protocol service redirection in case of a failure, disaster recovery	H04L 69/40
Error detection or correction of the data by redundancy in operation	G06F 11/14

H04L 67/1051

{Group master selection mechanisms}

Definition statement

This place covers:

Selection mechanisms of group master/leader/head for peer groups.

H04L 67/1053

{with pre-configuration of logical or physical connections with a determined number of other peers}

Definition statement

This place covers:

Pre-configuration of logical or physical "connections" (i.e. relationships) with a determined number of other peers (e.g. connection limits in a system of automatic message relay peers or preestablishment of trust relationships among peers).

H04L 67/1055

{involving connection limits (involving dynamic management of active down- or uploading connections [H04L 67/1085](#))}

Definition statement

This place covers:

Documents of [H04L 67/1053](#) involving connection limits.

References

Limiting references

This place does not cover:

involving dynamic management of active down- or uploading connections	H04L 67/1085
---	------------------------------

Special rules of classification

For dynamically managing active "downloading" connections then use [H04L 67/1085](#).

H04L 67/1057

{involving pre-assessment of levels of reputation of peers}

Definition statement

This place covers:

Documents of [H04L 67/1053](#) involving pre-establishment or assessment of levels of trust among peers.

References**Informative references**

Attention is drawn to the following places, which may be of interest for search:

Cryptographic mechanisms or cryptographic arrangements for entity authentication	H04L 9/32
Supporting authentication of entities communicating through a packet data network	H04L 63/08

Special rules of classification

For mere trust reinforcement techniques when exchanging contents like authentication with certificates then use [H04L 63/08](#) and Indexing Code under [H04L 67/1078](#).

H04L 67/1059

{Inter-group management mechanisms, e.g. splitting, merging or interconnection of groups}

Definition statement

This place covers:

Group splitting, groups merging, interconnection of groups.

H04L 67/1061

using node-based peer discovery mechanisms (static access to replicated servers [H04L 67/1006](#); service discovery [H04L 67/51](#))

Definition statement

This place covers:

Function of finding peer nodes able to provide a specific resource (thus not just for relaying purposes, which should be classified under Resource Distribution).

References**Limiting references**

This place does not cover:

for accessing one among a plurality of replicated servers	H04L 67/1006
---	------------------------------

Service discovery or service management	H04L 67/51
---	----------------------------

Informative references

Attention is drawn to the following places, which may be of interest for search:

Topology update or discovery	H04L 45/02
File systems	G06F 16/10
Information retrieval in structured data stores	G06F 16/20

Special rules of classification

For selection mechanisms only this main entry to be given, as the selection details are meant to be classified under [H04L 67/1006](#). The node discovery mechanisms are quite specific in the context of P2P and therefore they should not be classified under [H04L 67/51](#) but with the subentries [H04L 67/1063](#) - [H04L 67/1065](#). Topology discovery for routing [H04L 45/02](#).

H04L 67/1063

{Discovery through centralising entities}

Definition statement

This place covers:

Discovery through centralizing entities (e.g. NAPSTER and Trackers in BitTorrent).

H04L 67/1065

{Discovery involving distributed pre-established resource-based relationships among peers, e.g. based on distributed hash tables [DHT] (pre-configuration of logical or physical connections [H04L 67/1053](#))}

Definition statement

This place covers:

Discovery involving distributed (in a structured way) pre-establishment of resource based relationships among peers; generally in so called structured P2P networks (e.g. based on Distributed Hash Tables).

References

Limiting references

This place does not cover:

pre-configuration of logical or physical connections	H04L 67/1053
--	------------------------------

H04L 67/1068

{Discovery involving direct consultation or announcement among potential requesting and potential source peers}

Definition statement

This place covers:

Discovery involving direct consultation/announcement mechanisms among (potential) requesting and (potential) source peers and/or involving local (at the requesting peer) compilation of content source node(s) information; generally in so called unstructured P2P networks (e.g. Broadcast/flooding mechanism, and spontaneous advertising of new contents by a potential source node).

Special rules of classification

Aspects involving measurements of the response times of the query hits are to be classified also under [H04L 67/1001](#) (generally under the network condition criteria subgroup of [H04L 67/101](#)).

H04L 67/107

{with limitation or expansion of the discovery scope}

Definition statement

This place covers:

Documents of [H04L 67/1068](#) involving limitation/expansion of the discovery scope (Max number of hops or TTL of the queries/announcements).

H04L 67/1072

{Discovery involving ranked list compilation of candidate peers}

Definition statement

This place covers:

Discovery involving (ranked) list compilation of candidate peers.

H04L 67/1074

for supporting data block transmission mechanisms (file transfer [H04L 67/06](#))

Definition statement

This place covers:

Resource dissemination/placing/storage, as well as resource delivery mechanisms. This group relates to the phase of actual exchange (and associated storage mechanisms) of resources.

References

Limiting references

This place does not cover:

File transfer arrangements or protocols	H04L 67/06
---	----------------------------

Informative references

Attention is drawn to the following places, which may be of interest for search:

Routing over an overlay routing layer	H04L 45/64
---------------------------------------	----------------------------

H04L 67/1076

{Resource dissemination mechanisms or network resource keeping policies for optimal resource availability in the overlay network}

Definition statement

This place covers:

Resource dissemination mechanisms and data keeping policies (not user request based or user subscription based mechanisms) for optimal resource availability in the overlay network (e.g. mechanisms to guarantee persistence of resources in a group; seeding mechanisms).

H04L 67/1078

{Resource delivery mechanisms}

Definition statement

This place covers:

Documents characterized by the resource request/response delivery.

H04L 67/108

{characterised by resources being split in blocks or fragments}

Definition statement

This place covers:

Documents characterized by the resource being split in blocks or fragments (e.g. sequence order for requesting missing blocks and performing integrity checks).

H04L 67/1082

{involving incentive schemes}

Definition statement

This place covers:

Documents involving incentive/rewarding/punishment schemes. Free riding avoidance. Tit for Tat.

References**Informative references**

Attention is drawn to the following places, which may be of interest for search:

Marketing, e.g. market research and analysis.	G06Q 30/02
---	----------------------------

H04L 67/1085

{involving dynamic management of active down- or uploading connections}

Definition statement

This place covers:

Documents involving dynamic management of active (downloading/uploading) connections (e.g. traffic engineering).

H04L 67/1087

using cross-functional networking aspects

Definition statement

This place covers:

Some other aspects that are not exclusively (i.e. mainly) under one of the main functional groups, are to be classified with entries under this header.

H04L 67/1089

{Hierarchical topologies}

Definition statement

This place covers:

Topology showing a clear Hierarchy (i.e. tree structure).

H04L 67/1091

{Interfacing with client-server systems or between P2P systems}

Definition statement

This place covers:

Interfacing with client/server systems and between different P2P systems (e.g. some contents to be retrieved from a dedicated "external" server).

H04L 67/1093

{Some peer nodes performing special functions}

Definition statement

This place covers:

Limited number of peer nodes performing special functions.

H04L 67/1095

Replication or mirroring of data, e.g. scheduling or transport for data synchronisation between network nodes

Definition statement

This place covers:

Replication or mirroring arrangements between servers, or between user terminals (e.g. arrangements for synchronization of data between user terminals).

References

Informative references

Attention is drawn to the following places, which may be of interest for search:

Caching arrangements in the network.	H04L 67/568
Backing up, restoring or mirroring files or drives.	G06F 11/1402
Synchronization between mobile agents and networked agents.	G06F 11/1658
Mass storage redundancy by mirroring for error detection or correction of data	G06F 11/2056
Synchronisation in information retrieval in file systems	G06F 16/10
Synchronisation in structured data stores	G06F 16/27

H04L 67/1097

for distributed storage of data in networks, e.g. transport arrangements for network file system [NFS], storage area networks [SAN] or network attached storage [NAS]

Definition statement

This place covers:

A Storage Area Network (SAN) is a sub-network of shared storage devices such as disk and tape. SANs provide high-speed, fault-tolerant access to data for client, server and host computing devices ("host computers").

Traditionally, computers were directly connected to storage devices, such that only the computer that was physically connected to those storage devices could retrieve data stored therein.

A SAN allows any computer connected to the SAN to access any storage device included within the SAN. As more storage devices are added to a SAN, they become accessible to any computer connected to the SAN. This access takes place at "block level" (as opposite to file level in NAS, Network Attached Storage).

Network Attached Storage, NAS, storage devices that provide access to storage at "file level".

Examples of protocols: iSCSI (internet Small Computer System Interface), RDMA (Remote Direct Memory Access).

References

Informative references

Attention is drawn to the following places, which may be of interest for search:

Fibre Channel switches.	H04L 49/357
Temporary storage of data at an intermediate stage	H04L 67/568
Fibre Channel identifiers	H04L 2101/645
Dedicated interfaces to storage systems	G06F 3/0601
Storage system details, disk controllers, digital I/O to/from direct storage devices.	G06F 3/0689
Resource allocation, load balancing	G06F 9/46
Error detection/correction, fault tolerance, RAID levels.	G06F 11/00
Addressing issues in Fibre Channel (computers)	G06F 12/00
DMA, Direct Memory Access	G06F 13/28
Fibre Channel bus (in computers)	G06F 13/426
Network Attached Storage, File Systems, File Servers.	G06F 16/10

H04L 67/12

especially adapted for proprietary or special-purpose networking environments, e.g. medical networks, sensor networks, networks in vehicles or remote metering networks

Definition statement

This place covers:

- Networks that are specially adapted for a specific application or networking environment, like vehicles, aircraft, medical, process control, factory control, mining, well drilling, patient monitoring, etc...
- Networks in which control information is transmitted, as opposed to plain data.
- Sensor networks or sensor/actuator networks, i.e. networks of devices that detect physical or measured values and convert them to data; and/or networks of devices that take data and convert it to physical control actions (e.g. activating an actuator).
- Networks for a particular technical environment, like vehicles or aircrafts.
- "Internet-of-things" or machine-to-machine communication M2M, i.e. networks for ubiquitous computing and networking of objects that communicate with each other.

Relationships with other classification places

Aircraft: [B64](#); Vehicles: [B60](#); Medical science: [A61](#); Computers: [G06F](#); Measuring, sensors: [G01](#); Controlling, regulating: [G05](#); Signalling: [G08](#).

Wireless sensor networks (WSN), wireless ad-hoc networks whereby the invention lies in the special adaption of WSNs to wireless networks are classified in [H04W 84/18](#).

Topology and routing aspects are classified in [H04L 45/00](#).

References

Informative references

Attention is drawn to the following places, which may be of interest for search:

Attention is drawn to the following places, which may be of interest for search, and where documents might have to be classified too (or exclusively):

Home automation networks	H04L 12/2803
Peer-to-peer networks	H04L 67/104
Location based services	H04L 67/52
Medical science, diagnosis, transmitting measured data	A61B 5/0002
(Computer or video) games interconnected with networks	A63F 13/30
Vehicles. Transmission of signals between vehicle parts or subsystems	B60R 16/023
Vehicles. Conjoint control of vehicle subunits	B60W
Aircraft. Control systems and transmission networks for actuating flight control surfaces, fly by wire	B64C 13/503
Aircraft. Arrangements for entertainment or communication in passenger or crew accommodation	B64D 11/0015
Aircraft. Remote control and communication of/with unmanned aircraft, i.e. drones	B64U
Earth drilling. Transmitting measured signals	E21B 47/12
Seismology. Seismic prospecting. Transmitting seismic signals	G01V 1/22
Total factory control characterized by the network communication, i.e. interconnections of machines or factory elements by means of specialized networks	G05B 19/4185
Aircraft. Flight control systems, i.e. automatic pilot	G05D 1/00
Digital data processing	G06F
Networks used to signal the maintenance condition of a vehicle; fleet management	G07C 5/00
Alarm systems, reporting the alarm via a telecom network	G08B 25/00
Aircraft. Traffic control systems for aircraft, i.e. air traffic control	G08G 5/00
Remote control of audio/video equipment (HiFi equipment)	H04B 1/202
Aircraft. Communications with or from aircraft; aeronautical mobile service	H04B 7/18506
Telephonic communication in combination with telemetry, remote control systems, or alarm systems	H04M 11/002 , H04M 11/007 , H04M 11/04
Wireless sensor networks, self-organizing, ad-hoc	H04W 84/18

Special rules of classification

Special networks as defined above should be classified both in [H04L 67/12](#) and the application subgroups of [H04L 67/00](#) they support.

Sensor networks in general are classified in [H04L 67/12](#). Here the classification code is applied if the invention lies in a communications protocol specially adapted for the sensor network, e.g. particular

master/slave node hierarchy negotiations, messaging for dynamic network configuration, mutual power management.

H04L 67/125

involving control of end-device applications over a network

Definition statement

This place covers:

Application layer functionality of controlling or monitoring end-devices over a network, in particular with special purposes or proprietary protocols.

References

Informative references

Attention is drawn to the following places, which may be of interest for search:

Network management of network elements	H04L 41/00
Device control and monitoring using web-based technology	H04L 67/025
Network management of network elements	H04L 67/025

H04L 67/131

Protocols for games, networked simulations or virtual reality

Definition statement

This place covers:

Protocols for telewriting, networked virtual reality, and networked games.

Telewriting: the (remote) reproduction by means of a telecommunication system of the movements of a pointing device (for example a pen writing "electronic ink" into a digitizer tablet or a touch screen) in a remote display, in such a way as to transmit the handwriting of a user to a remote user. The information to be transmitted consists of the coordinates of the position of the pointing device and the movement vector, or similar representations of position and movement.

Networked virtual reality, networked simulation, networked games: transmitting to (remote) user device(s) the movements and interactions (i.e. shooting weapons in an aircraft combat simulation) of a 2D/3D representation of an entity (person, animal, vehicle, aircraft, avatar, etc...) in such a way that this entity can be represented in a display at the remote device, so as to enable the two (or more) users to interact with each other by means of the representation of the entity. The information to be transmitted here is more complex, and is dependent on the characteristics of the entity. It can include orientation, position, speed/velocity, rotation, acceleration, movement of sub-components of the entity (i.e. movement of an arm of a robot), interactions (i.e. shooting of weapons, change of colours, audio, voice, etc.).

The distinction between virtual reality, simulation or game is one of purpose of the interaction: in the networked simulation case the purpose is to teach the user in the control of an entity; in the networked games the purpose is entertainment. The devices used are classified in different places in the classification, see references below.

The protocols adapted to these kinds of applications are very specific, and contain a lot of application information in the protocol itself. For example, the transmission of packets to the participants in a simulation, which is of a multicast nature, is sometimes restricted to those objects for which the information is relevant: movements of a mobile out of sight of a participant (behind an obstacle or

Definition statement

mountain, or very far away) are not relevant, and are thus not transmitted, to avoid congestion in the network.

References

Informative references

Attention is drawn to the following places, which may be of interest for search:

Graphical user interfaces for network management	H04L 41/22
Games using an electronically generated display	A63F 13/00
Features of games characterised by details of network, like secure communication, wireless, internet, peer-to-peer, etc.	A63F 2300/40 - A63F 2300/409
Digital output (from CPU) to display device	G06F 3/14
Digital output (from CPU) to display device, with simultaneous display of data in two or more (remote) display.	G06F 3/1454
Remote windowing or X-Windows	G06F 9/452
Information retrieval from the internet (browsers), virtual worlds or virtual tours	G06F 16/954
Image processing, 2D image generation	G06T 11/00
Image processing: animation	G06T 13/00
Image processing: 3D image rendering	G06T 15/00
Image processing: 3D image modelling, i.e. data description of 3D objects	G06T 17/00
Coin-freed apparatus for playing games; Interconnected into groups; Casino-like gaming devices	G07F 17/32
Simulators for teaching or training purposes; For teaching control of vehicles; Aircraft (i.e. flight) simulators	G09B 9/00 , G09B 9/02 , G09B 9/08
Telephone sets including a gaming application	H04M 1/72427

H04L 67/133

Protocols for remote procedure calls [RPC]

Definition statement

This place covers:

Grouping messages in conversations. Forking conversations. Keeping track of conversations.

References

Informative references

Attention is drawn to the following places, which may be of interest for search:

Remote procedure calls	G06F 9/547
------------------------	----------------------------

H04L 67/1396

specially adapted for monitoring users' activity

Definition statement

This place covers:

Monitoring/tracking a user's activity on a network.

References

Informative references

Attention is drawn to the following places, which may be of interest for search:

Monitoring user activity for billing/charging purposes	H04L 12/14
Network monitoring	H04L 43/00
Instant messaging	H04L 51/04
Creation/usage of user profiles	H04L 67/306
Presence management	H04L 67/54
Computers; monitoring of computer activity, of computer processes	G06F 11/30
Recording of computer activity	G06F 11/34
Databases; data mining	G06F 16/2465
Synchronised browsing	G06F 16/954
Time management; calendars; reminders	G06Q 10/109
Network management in voice network	H04Q 3/0062
Wireless; selective distribution; user group management	H04W 4/08

H04L 67/14

Session management (for real-time applications in data packet communications networks [H04L 65/1066](#))

Definition statement

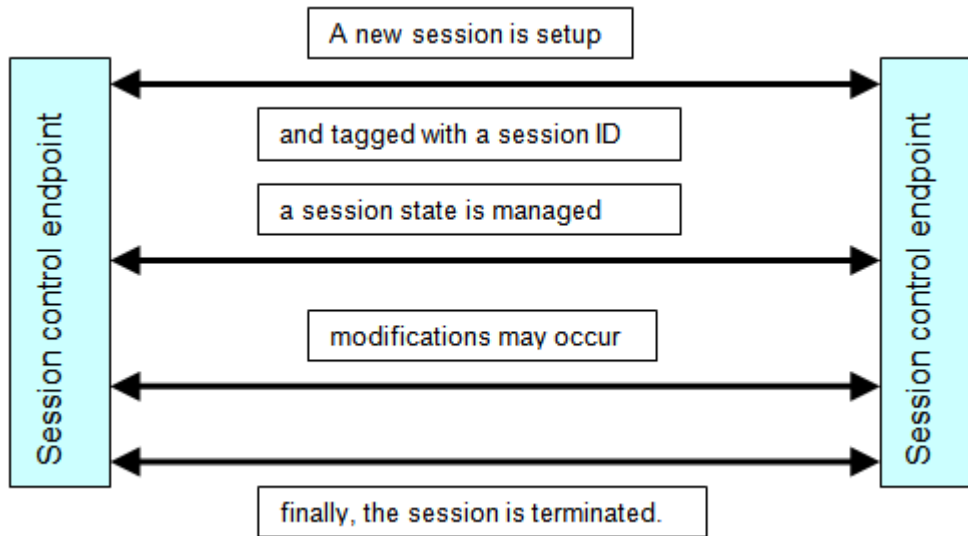
This place covers:

Arrangements for dynamic session management between at least two endpoints in networks controlled for applications, whereby sessions are initiated (setup), identified, modified or ended (release) and involve a state of the session during the lifetime of the session.

A session is a sequence of interactions between two endpoints providing signalling and traffic processing control independent of the underlying network structure, and can have a beginning, and end and during its existence, a state. A session comprises at least one signalling message for

Definition statement

beginning a session and, optionally, messages for modifying and/or ending the session. A session can be identified and a session state can be kept during the lifetime of sessions.



Relationships with other classification places

In general, this group does not cover sessions at OSI layers 2-4, e.g. fixed or wireless data network access, packet switching or routing, mobile IP provisions, wireless connections, telephonic connections. These are classified in [H04L 12/28](#), [H04L 12/56](#), [H04L 12/46](#), [H04W](#), [H04L 69/163](#) and [H04L 69/326](#).

References

Limiting references

This place does not cover:

Session management for real-time applications in data packet communications networks	H04L 65/1066
--	------------------------------

Informative references

Attention is drawn to the following places, which may be of interest for search:

Data switching network	H04L 12/00
Arrangements and protocols for real-time communications	H04L 65/00
IP Multimedia Subsystem	H04L 65/1016
In-session procedures in real-time communications	H04L 65/1083
Session Initiation Protocol	H04L 65/1104
Distributed applications	H04L 67/10
Access to replicated servers, e.g. loadbalancing	H04L 67/1001
Push Services	H04L 67/55
Negotiation of communication capabilities	H04L 69/24
Intertask communication in multiprogramming arrangements for program control	G06F 9/54
Session management for telephonic communication and services	H04M 7/00

Services or facilities specially adapted for wireless communication networks	H04W
Control or signalling for completing the hand-off in wireless networks	H04W 36/0005
Connection management in wireless networks, e.g. connection set-up, manipulation or release	H04W 76/00

Special rules of classification

This group is a residual subgroup and covers session signalling at higher OSI layers to support networked applications.

Documents with the following additional aspects should get a second code in:

- Negotiation of communication capabilities: [H04L 69/24](#)
- Security aspects related to sessions, e.g. securing data, access control, exchange of credentials: subgroups of [H04L 63/00](#)
- OSI Layer 5, session layer, if the invention explicitly resides in Layer 5: [H04L 69/327](#)
- Services running on top of user sessions, service discovery: [H04L 67/51](#)
- Location based services in general: [H04L 67/52](#)
- Presence data management: [H04L 67/54](#)
- Push Services: [H04L 67/55](#)
- User profiles: [H04L 67/306](#)
- Distributed applications: [H04L 67/10](#)
- Location based services in wireless networks: [H04W 4/02](#)

H04L 67/141

Setup of application sessions (admission control or resource allocation in data switching networks [H04L 47/70](#))

Definition statement

This place covers:

Arrangements for the setup of a session which supports networked applications, e.g. using signalling messages.

References

Limiting references

This place does not cover:

Admission control or resource allocation in data switching networks	H04L 47/70
---	----------------------------

Informative references

Attention is drawn to the following places, which may be of interest for search:

Setup in session control in real-time multimedia communications	H04L 65/1069
---	------------------------------

H04L 67/142

Managing session states for stateless protocols; Signalling session states; State transitions; Keeping-state mechanisms

Definition statement

This place covers:

Arrangements for managing the state of a session in stateless protocols, e.g. HTTP, by using cookies or dynamic URLs.

References

Informative references

Attention is drawn to the following places, which may be of interest for search:

In-session procedures in real-time multimedia communications	H04L 65/1083
--	------------------------------

H04L 67/143

Termination or inactivation of sessions, e.g. event-controlled end of session

Definition statement

This place covers:

E.g. managing a session release.

H04L 67/146

Markers for unambiguous identification of a particular session, e.g. session cookie or URL-encoding

References

Informative references

Attention is drawn to the following places, which may be of interest for search:

ID based key exchange	H04L 9/08
Verifying the identity or authority of a user or a system, ID based authentication	H04L 9/32
IP multimedia subsystem	H04L 65/1016
Assigning addresses to a networking function	H04L 2101/60

H04L 67/147

Signalling methods or messages providing extensions to protocols defined by standardisation

Definition statement

This place covers:

E.g. messages for inviting multiple participants to parallel sessions, the response messages indicating ability or non-ability for participation in parallel sessions.

H04L 67/148

Migration or transfer of sessions

References

Informative references

Attention is drawn to the following places, which may be of interest for search:

In-session procedures in real-time communications	H04L 65/1083
Control or signalling for completing the hand-off in wireless networks	H04W 36/0005

H04L 67/2866

Architectures; Arrangements

Definition statement

This place covers:

Architectural non-trivial arrangements characterised by the implementing details of the interprocessing function.

Examples are

- Implementation details of a single intermediate entity;
- Pairs of interprocessing entities at each side of the network, e.g. split proxies;
- Distributed intermediate devices, i.e. intermediate device interaction with other intermediate devices on the same level;
- Hierarchically arranged intermediate devices, e.g. hierarchical caching;
- Where the intermediate processing is functionally located closer to the data consumer application, e.g. in same machine, in same home or in same subnetwork;
- Where the intermediate processing is functionally located closer to the data provider application, e.g. reverse proxies; in same machine, in same cluster or subnetwork.

H04L 67/2869

Terminals specially adapted for communication

Definition statement

This place covers:

Intermediate entities with data processing functionalities (usually allowing light-weight implementations on communication endpoints).

H04L 67/30

Profiles

Definition statement

This place covers:

Applications making use of the characteristics (attributes) of either a terminal or a user.

H04L 67/303

Terminal profiles

Definition statement

This place covers:

Applications related to characteristics of a terminal (e.g. processing or storage capabilities).

References

Informative references

Attention is drawn to the following places, which may be of interest for search:

Allocation of resources considering hardware capabilities in multiprogramming arrangements	G06F 9/5044
Client hardware characteristics in distribution of video content	H04N 21/25833

H04L 67/306

User profiles

Definition statement

This place covers:

Applications related to characteristics of a user (e.g. past behaviour, preferences, demographics). Targeted advertisements based on user profiles are classified in [G06Q 30/0269](#).

References

Informative references

Attention is drawn to the following places, which may be of interest for search:

Targeted advertisement based on user profile or attribute	G06Q 30/0269
---	------------------------------

H04L 67/34

{involving the movement of software or configuration parameters (network booting or remote initial program loading [RIPL] [G06F 9/4416](#))}

Definition statement

This place covers:

The transmission of programs (i.e. pieces of executable software, as opposed to plain data), in the form of downloading or bootstrapping (i.e. transmitting the operating system and networking software from the network to a diskless workstation).

The transmission of components of a program like Java applets on request, i.e. when a certain function has to be executed at a workstation.

The customisation, parameterization or configuration of generic network elements, by downloading additional programs and/or data.

References

Limiting references

This place does not cover:

Remote booting	G06F 9/4416
----------------	-----------------------------

Informative references

Attention is drawn to the following places, which may be of interest for search:

Configuration of network and network elements.	H04L 41/08
Software download or update in routers.	H04L 45/563
Address allocation	H04L 61/30
Program loading or initiating.	G06F 9/445
Task transfer, task migration, mobile agents.	G06F 9/4856
Cordless telephones; software upgrading or downloading.	H04M 1/72406
Updating, downloading or transfer of parameters to mobile subscriber equipment.	H04W 8/245

H04L 67/50

Network services

Definition statement

This place covers:

Network services (usually provided by a server component) that run on one or more computers (often a dedicated server computer offering multiple services) and are accessed via a network by client components running on other devices. However, the client and server components can both be run on the same machine.

H04L 67/51

Discovery or management thereof, e.g. service location protocol [SLP] or web services

Definition statement

This place covers:

Service management arrangements to discover, search and advertise network services (i.e. network resources as servers, printers, etc.).

That includes network arrangements and mechanisms to make clients aware of available network services or resources.

References

Informative references

Attention is drawn to the following places, which may be of interest for search:

Service provisioning in data communication networks; Service Level Agreements, SLAs	H04L 41/50
---	----------------------------

Informative references

Address allocation to terminals or nodes connected to a network	H04L 61/30
Selection of a specific server	H04L 67/1001
Selection based on location	H04L 67/52
Selection based on QoS; on context, content	H04L 67/61 , H04L 67/63
Mobile application services specially adapted for wireless communication networks	H04W 4/00
Wireless; Discovering of network services, e.g. terminals	H04W 8/005
Discovery of wireless access points	H04W 48/20

H04L 67/52**specially adapted for the location of the user terminal****Definition statement**

This place covers:

Network applications in which the position of the user, either geographical position, or topological position in the network, is used as a parameter to activate a set of value added functions that generate position dependant information (for example, using the geographical position of the user to inform him of the restaurants or gas stations around him).

References**Informative references**

Attention is drawn to the following places, which may be of interest for search:

Navigation systems specially adapted for navigating in a road network (car navigation systems)	G01C 21/26
Position determining by GPS or similar systems, using radio waves	G01S 5/00
Geographical information databases	G06F 16/29
Location based Web retrieval	G06F 16/9537
Telephonic communication terminals (i.e. phones) with means for adapting their capabilities according to geographical position	H04M 1/72457
Location based services in a PBX (telephonic exchange)	H04M 3/42348
Services making use of the location of users or terminals	H04W 4/02
Locating users or terminals in a mobile wireless (cellular) telecom network	H04W 64/00

H04L 67/53**using third party service providers****References****Informative references**

Attention is drawn to the following places, which may be of interest for search:

Charging for the transmission of data	H04L 12/14
Lawful interception	H04L 63/30

Tracking the activity of the user in network	H04L 67/535
E-commerce	G06Q 30/00
Providing advertisement messages in voice networks	H04M 3/4878
Charging for voice communications; Metering arrangements	H04M 15/00

H04L 67/535

{Tracking the activity of the user (network monitoring arrangements [H04L 43/00](#); recording of computer activity [G06F 11/34](#))}

Definition statement

This place covers:

End user activity tracking/monitoring, e.g. behaviour (as opposite to monitoring of networks and network devices).

References

Limiting references

This place does not cover:

Network monitoring	H04L 43/00
Recording of computer activity	G06F 11/34

Informative references

Attention is drawn to the following places, which may be of interest for search:

Monitoring user activity for billing/charging purposes	H04L 12/14
Multicast; management of group membership	H04L 12/185
Network management	H04L 41/00
Instant messaging	H04L 51/04
Monitoring a user's activity on a network	H04L 67/1396
Creation/usage of user profiles	H04L 67/306
Presence management	H04L 67/54
Databases; data mining	G06F 16/2465
Synchronised browsing	G06F 16/954
Time management; calendars; reminders	G06Q 10/109
E-commerce	G06Q 30/00
Network management in voice networks	H04Q 3/0062
Wireless; selective distribution; user group management	H04W 4/08

H04L 67/54

Presence management, e.g. monitoring or registration for receipt of user log-on information, or the connection status of the users

Definition statement

This place covers:

Presence management, i.e. monitoring and registration of the log-on/connected status of users connected to data networks.

References

Informative references

Attention is drawn to the following places, which may be of interest for search:

Use and manipulation of presence information in instant messaging	H04L 51/043
Tracking the activity of the user	H04L 67/535

H04L 67/55

Push-based network services

Definition statement

This place covers:

Push based network services.

References

Informative references

Attention is drawn to the following places, which may be of interest for search:

Broadcast or multicast push services	H04L 12/1859
--------------------------------------	------------------------------

H04L 67/56

Provisioning of proxy services (store-and-forward switching systems in data switching networks [H04L 12/54](#))

Definition statement

This place covers:

Arrangements involving intermediate processing and/or storage in the network, i.e. wherein additional processing of the application data is performed somewhere between the data provider and data consumer application.

Proxy servers.

Relationships with other classification places

Excluded from classification in [H04L 67/56](#) are, in general, interprocessing provisions which, due to their specific use or purpose, are already covered by other groups:

Relationships with other classification places

- Interprocessing at OSI layers 1-4 (e.g. routing, addressing conversion, mobile IP provisions, etc.) is per definition out of the scope of [H04L 67/56](#). This subject matter is classified in [H04L 12/00](#), [H04W](#).
- Third entities which are not involved during the active exchange of data between data provider and data consumer.
- Intermediate entities of application layer solutions defined in terms of rules or functioning of a specific application not involving more than trivial network/protocol elements (e.g. E-commerce [G06Q](#), Games applications [A63F](#)).

References

Limiting references

This place does not cover:

Store-and-forward switching systems	H04L 12/54
-------------------------------------	----------------------------

Informative references

Attention is drawn to the following places, which may be of interest for search:

Billing provisions	H04L 12/14
Network management	H04L 41/00
Monitoring provisions	H04L 43/00
Messaging system	H04L 51/00
Pure addressing functionalities	H04L 61/00
Security provisions	H04L 63/00
Proxies for network security	H04L 63/0281
Multimedia call management network architectures	H04L 65/1013
Media manipulation, adaptation or conversion in real-time communications	H04L 65/75
Mere presence of gateways performing its trivial functions, e.g. WAP gateways, WAP	H04L 67/04
Load balancing	H04L 67/1001
Generic protocol conversion	H04L 69/08
Message passing systems or structures for intertask communication	G06F 9/546
Transcoding algorithms, e.g. MPEG conversions	H04N 7/00

Special rules of classification

Documents with the following additional aspects should be classified not only with their specific interprocessing aspects but also in the following other groups:

- Data adaptation according to terminal reduced capabilities: [H04L 67/04](#)
- Permanent content data storage at intermediate nodes, e.g. replication, mirroring, in a storage area network: [H04L 67/1095](#), [H04L 67/1097](#)
- Connection and session management: [H04L 67/14](#)
- Data adaptation according to location context: [H04L 67/52](#)
- Presence management: [H04L 67/54](#)
- Push services: [H04L 67/55](#)
- Data adaptation according to terminal profiles: [H04L 67/303](#)

- Data adaptation according to user profiles: [H04L 67/306](#)
- Routing according to the context/content of the requests: [H04L 67/63](#)
- Data backup, redundancy and recovery functionalities: [H04L 69/40](#)

H04L 67/561

Adding application-functional data or data for application control, e.g. adding metadata

Definition statement

This place covers:

Adding control or functional data, e.g. metadata. The intermediate processing consists in enhancing the functional value of the transmitted content; also in case of (partially) replacing the received content by content of more interest for the consumer application.

H04L 67/562

Brokering proxy services

References

Informative references

Attention is drawn to the following places, which may be of interest for search:

Protocols for client-server architecture	H04L 67/01
Negotiation of communication capabilities	H04L 69/24
E-commerce	G06Q 30/00

H04L 67/563

Data redirection of data network streams

Definition statement

This place covers:

Providing redirection of requests for connection to a specified server or service, e.g. transparent proxying. A message that is initially sent by a first node and intended to a second node is redirected by said second node to a third node (either by resending the message by the second node or by providing the third node address to the first node).

References

Informative references

Attention is drawn to the following places, which may be of interest for search:

Access network selection	H04L 12/5691
Routing or path finding of packets	H04L 45/00
Addressing aspects	H04L 61/00
Load balancing requests	H04L 67/1001
Context based routing	H04L 67/63

Special rules of classification

When data redirection of data network streams involves service providers providing different services, in case of selecting the most efficient server to provide one specific service, then [H04L 67/1001](#) should be used.

H04L 67/564

Enhancement of application control based on intercepted application data

Definition statement

This place covers:

Evaluating intercepted data for data control, e.g. exploiting metadata for cache control, inferring and storing control or functional data, validation of requests.

H04L 67/565

Conversion or adaptation of application format or content (adding application control or application functional data [H04L 67/561](#))

Definition statement

This place covers:

Converting/adapting contents/formats according to the application format type, e.g. using an intermediate format, transcoding (transcoding proxy, transcoding cache proxy).

References

Limiting references

This place does not cover:

Arrangements for adding application control or application functional data	H04L 67/561
Arrangements for reducing the amount or size of exchanged application data	H04L 67/5651

Informative references

Attention is drawn to the following places, which may be of interest for search:

Message adaptation based on network or terminal capabilities	H04L 51/06
Media manipulation, adaptation or conversion in real-time communications	H04L 65/75
Protocol conversion	H04L 69/08
Optimising visualisation of content for web browsing	G06F 16/9577

Special rules of classification

[H04L 67/565](#) is used when data is adapted for interoperability; if enhancing the functional value is relevant, then [H04L 67/561](#) takes precedence; otherwise [H04L 67/5651](#) takes precedence.

H04L 67/5651

Reducing the amount or size of exchanged application data

Definition statement

This place covers:

Intermediate processing aimed to reduce the exchanged application data, e.g. for distillation of contents for a small display terminal.

References

Informative references

Attention is drawn to the following places, which may be of interest for search:

Protocols for data compression	H04L 69/04
Optimising visualisation of content	G06F 16/9577
Digital video compression	H04N 19/00

H04L 67/566

Grouping or aggregating service requests, e.g. for unified processing

Definition statement

This place covers:

Grouping service requests for unified processing; a plurality of requests from consumer application(s) are correlated somehow and dealt together as intermediate processing, e.g. push/pull proxy (push proxy, push-pull proxy).

References

Informative references

Attention is drawn to the following places, which may be of interest for search:

Networking arrangements or communication protocols for scheduling or organising the servicing of application requests	H04L 67/60
---	----------------------------

H04L 67/567

Integrating service provisioning from a plurality of service providers

Definition statement

This place covers:

Integrating various data provision/service applications to appear as one single front-end, e.g. web portals including servlets. Web portals are also classified in [H04L 67/02](#). An intermediate application provides a multi-service or multi-provider experience to a consumer application by offering or integrating the provision of services from a plurality of background service providers.

References

Informative references

Attention is drawn to the following places, which may be of interest for search:

Web portals	H04L 67/02
Redirecting requests to service providers	H04L 67/563
Web site content organisation and management	G06F 16/958

H04L 67/568

Storing data temporarily at an intermediate stage, e.g. caching

Definition statement

This place covers:

Temporarily storing data at an intermediate stage, e.g. caching including:

- Caching involving pre-fetching or pre-delivering data;
- Managing the intermediate device storage space, e.g. policies for admission, Replacement, update, refresh, deletion;
- Caching involving storage of data provided by user terminals, i.e. reverse caching.

References

Informative references

Attention is drawn to the following places, which may be of interest for search:

Distributed storage of data in a network	H04L 67/1097
Addressing of a cache within a hierarchically structured memory system	G06F 12/0802
Disk caching	G06F 12/0866
Browsing optimisation of access to content by caching	G06F 16/9574

H04L 67/5681

Pre-fetching or pre-delivering data based on network characteristics

References

Informative references

Attention is drawn to the following places, which may be of interest for search:

Cache prefetching within a hierarchical structured memory system	G06F 12/0862
--	------------------------------

H04L 67/5682

Policies or rules for updating, deleting or replacing the stored data

References

Informative references

Attention is drawn to the following places, which may be of interest for search:

Replacement control in memory systems	G06F 12/12
---------------------------------------	----------------------------

H04L 67/5683

Storage of data provided by user terminals, i.e. reverse caching

Definition statement

This place covers:

The intermediate processing consists in taking over partially (i.e. off-loading) or temporarily fully (i.e. when end terminal is unavailable) the tasks of an end node.

References

Informative references

Attention is drawn to the following places, which may be of interest for search:

Terminal emulation	H04L 67/08
Reactions to server failures by a load balancer	H04L 67/1034
Departure and maintenance mechanisms in Peer-to-Peer networks	H04L 67/1048
Counter-measures to a fault	H04L 69/40
Emulation or software simulation	G06F 9/455
Input/output emulation function for peripheral devices	G06F 13/105
Disconnected operation in file systems	G06F 16/10

H04L 67/59

Providing operational support to end devices by off-loading in the network or by emulation, e.g. when they are unavailable

Definition statement

This place covers:

The intermediate processing consists of failover where if the end device is unavailable, then tasks are off-loaded in the network.

References

Informative references

Attention is drawn to the following places, which may be of interest for search:

Terminal emulation	H04L 67/08
Reactions to server failures by a load balancer	H04L 67/1034

Departure and maintenance mechanisms in Peer-to-Peer networks	H04L 67/1048
For recovering from a failure of a protocol instance or entity	H04L 69/40
Emulation or software simulation	G06F 9/455
Input/output emulation function for peripheral devices	G06F 13/105
Disconnected operation in file systems	G06F 16/10

H04L 67/60

Scheduling or organising the servicing of application requests, e.g. requests for application data transmissions using the analysis and optimisation of the required network resources (admission control or resource allocation [H04L 47/70](#))

Definition statement

This place covers:

Management and scheduling of application requests.

References

Limiting references

This place does not cover:

Admission control or resource allocation	H04L 47/70
--	----------------------------

Informative references

Attention is drawn to the following places, which may be of interest for search:

Computer conference arrangements	H04L 12/1813
Broadcast or conference with schedule organisation	H04L 12/1881
Network service management, ensuring proper service fulfilment according to an agreement or contract between two parties	H04L 41/50
Intermediate grouping or aggregating of service requests	H04L 67/566

H04L 67/75

Indicating network or usage conditions on the user display

Definition statement

This place covers:

Aspects of the user interface that have to do with networking, i.e. indicating to the user some network condition with a special user interface.

Relationships with other classification places

Cordless telephone, i.e. mobile user terminal.

References

Informative references

Attention is drawn to the following places, which may be of interest for search:

Graphical user interfaces for network management	H04L 41/22
Terminal emulation, networking aspects	H04L 67/08
Pointing devices	G06F 3/033
Interaction techniques for user interfaces, menus, icons, windows	G06F 3/048
User interface programs, command shells, help systems, multi-language systems	G06F 9/451
Terminal emulation	G06F 13/107
Markup languages for text documents	G06F 40/143
Speech synthesis; text to speech conversion	G10L 13/00
Speech recognition	G10L 15/00
Cordless telephones for supporting an internet browser application	H04M 1/72445
Interacting with a data network using a telephonic device, e.g. browsing the World Wide Web with a telephone	H04M 3/4938

H04L 69/00

Network arrangements, protocols or services independent of the application payload and not provided for in the other groups of this subclass (networks security protocols [H04L 9/40](#); wireless communication networks [H04W](#))

Definition statement

This place covers:

Application independent communication protocols and their mechanisms, which are designed to operate over various link technologies with different characteristics.

Relationships with other classification places

Interconnection arrangements between CPUs, memories or peripherals within a single computer are classified in main group [G06F 13/00](#).

References

Limiting references

This place does not cover:

Network security protocols	H04L 9/40
Wireless communication networks	H04W

Informative references

Attention is drawn to the following places, which may be of interest for search:

Data switching networks	H04L 12/00
Broadcast or multicast	H04L 12/18

Network topologies, i.e. networks characterized by the path configuration, Media Access Control [MAC]	H04L 12/28
Hybrid switching systems	H04L 12/64
Gateways	H04L 12/66
Arrangements for maintenance, administration or management of data switching networks, e.g. of packet switching networks	H04L 41/00
Network monitoring or testing	H04L 41/06
Routing or path finding of packets in data switching networks	H04L 45/00
Flow control	H04L 47/10
Packet switches and switching fabrics	H04L 49/00
Intermediate storing or scheduling	H04L 49/90
User-to-user messaging in packet-switching networks, transmitted according to store-and-forward or real time protocols, e.g. e-mail	H04L 51/00
Interprocessor communication	G06F 15/163
Information retrieval; Database structures therefor; File system structures therefor	G06F 16/00
Transmission systems	H04B
Automatic or semi-automatic exchanges for telephonic communication providing special services or facilities to subscribers	H04M 3/42
Services or facilities specially adapted for wireless communication networks	H04W 4/00

H04L 69/02

{Protocol performance}

Definition statement

This place covers:

Protocol performance.

H04L 69/03

{Protocol definition or specification (protocol conformance testing [H04L 1/244](#))}

Definition statement

This place covers:

Protocol definition or specification, programming languages and methods specially adapted for the definition or specification of protocols.

References

Limiting references

This place does not cover:

Protocol definition or specification (protocol conformance testing)	H04L 1/244
---	----------------------------

Informative references

Attention is drawn to the following places, which may be of interest for search:

Protocol analysers	H04L 43/18
Program specification techniques	G06F 8/10
Specific high level programming languages	G06F 8/31

H04L 69/04**Protocols for data compression, e.g. ROHC****Definition statement**

This place covers:

Use of data compression to reduce the size of payload/header.

References**Informative references**

Attention is drawn to the following places, which may be of interest for search:

Reduction of the amount or size of exchanged application data at an intermediate network processing stage	H04L 67/5651
Header parsing and analysis; compressing the header.	H04L 69/22
Data compression algorithms	H03M 7/30
Optimizing, e.g. header compression, information sizing in wireless communication networks	H04W 28/06

H04L 69/06**Notations for structuring of protocol data, e.g. abstract syntax notation one [ASN.1]****Definition statement**

This place covers:

Notations for structuring of protocol data.

Protocols and mechanisms like ASN.1 (Abstract Syntax Notation 1) which are used to convey meta information in a data stream, that is data about the syntactical and semantic structure of the data itself, self-describing constructs and so on, and the encoding mechanisms associated to them.

Relationships with other classification places

Computers, information retrieval: [G06F 17/00](#).

References**Informative references**

Attention is drawn to the following places, which may be of interest for search:

Computers. Information retrieval of semi-structured data, like XML.	G06F 16/80
Conversion between different mark-up languages.	G06F 16/88

Markup languages for text documents	G06F 40/143
-------------------------------------	-----------------------------

H04L 69/08

Protocols for interworking; Protocol conversion

Definition statement

This place covers:

Conversion between a protocol and another protocol.

References

Informative references

Attention is drawn to the following places, which may be of interest for search:

Interconnection of networks	H04L 12/46
Inter-networking arrangements, interconnection of networks having different types of switching systems (i.e. connection oriented to connectionless), i.e. gateways	H04L 12/66
Network management protocols conversion	H04L 41/0226
Addressing; mapping of addresses of different types; address resolution	H04L 61/10
Addressing; mapping of addresses of the same type; address translation	H04L 61/25
Multimedia communication; gateways	H04L 65/102
Multimedia communication. Media handling and conversion	H04L 65/60
Computers. Information retrieval. File format conversion.	G06F 16/1794
Computers. Information retrieval. Conversion between semi structured data, i.e. between different mark-up languages	G06F 16/88

H04L 69/10

Streamlined, light-weight or high-speed protocols, e.g. express transfer protocol [XTP] or byte stream

Definition statement

This place covers:

Streamlined, light-weight or high-speed protocols, e.g. express transfer protocol [XTP], byte stream.

H04L 69/12

Protocol engines

Definition statement

This place covers:

Specialized CPUs or hardware devices with an instruction set adapted for those operations that occur more in the implementation of protocols, like bit masking, shifting, comparisons, but no floating point operations.

Architectures involving multiple CPUs (multiple processor engines or processor cores), when these are used for data communication, i.e. for protocol processing.

References

Informative references

Attention is drawn to the following places, which may be of interest for search:

Arrangements for executing machine instructions	G06F 9/30
Concurrent instruction execution, e.g. pipelines	G06F 9/38

H04L 69/14

Multichannel or multilink protocols

Definition statement

This place covers:

Documents in which there exist multiple parallel channels or links between a sender and a receiver, to increase the bandwidth available or to increase the reliability of the communication.

References

Informative references

Attention is drawn to the following places, which may be of interest for search:

Selecting a network based on cost.	H04L 12/14
When a node is attached to two different networks (i.e. attached to the internet (packet switched), and to the PSTN (circuit switched)), and the information is sent to either one according to the nature of the information; network selection according to the information sent.	H04L 12/5691
Routing; multiple paths in the network.	H04L 45/24
When the network or path selection is made according to the security characteristics of the information (i.e. sending credit card info through the PSTN, and the rest of the transaction through the internet).	H04L 63/18
Wireless; selecting a network.	H04W 48/18
Wireless; selecting an access point.	H04W 48/20
Wireless; mobile (cordless) phones (terminals) with two or more interfaces to different networks (802.11/wifi and GSM/GPRS/UMTS, or 802.11/wifi and Bluetooth, for example); terminal devices adapted for operation in multiple networks; multi-mode terminals.	H04W 88/06

H04L 69/16

Implementation or adaptation of Internet protocol [IP], of transmission control protocol [TCP] or of user datagram protocol [UDP]

Definition statement

This place covers:

Adaptations to the standard protocols of the TCP/IP or UDP/IP Internet protocol suite.

The standards for TCP/IP are published in a series of documents called Requests for Comments (RFCs). RFCs are an evolving series of reports, proposals for protocols, and protocol standards that describe the internal workings of TCP/IP and the Internet.

Definition statement

Layer 3 - Network

The Internetwork Protocol (IP) as the network layer interface is responsible for routing, directing datagrams from one network to another. The network layer may have to break large datagrams, larger than MTU, into smaller packets and host receiving the packet will have to reassemble the fragmented datagram.

Layer 4 - Transport

Transport layer subdivides user-buffer into network-buffer sized datagrams and enforces desired transmission control. Two transport protocols, Transmission Control Protocol (TCP) and User Datagram Protocol (UDP), sits at the transport layer. Reliability and speed are the primary difference between these two protocols.

TCP establishes connections between two hosts on the network through 'sockets' which are determined by the IP address and port number. TCP keeps track of the packet delivery order and the packets that must be resent. Maintaining this information for each connection makes TCP a stateful protocol.

UDP on the other hand provides a low overhead transmission service, but with less error checking.

References

Informative references

Attention is drawn to the following places, which may be of interest for search:

Flow control in data switching networks in general	H04L 47/10
Special adaptations of TCP, UDP or IP for interworking of IP based networks with other networks	H04L 69/169
Transport layer addressing aspects	H04L 2101/663
Adapting video multiplex streams to a specific network	H04N 21/2381
Network layer protocol adaptations for supporting mobility, e.g. mobile IP	H04W 80/04

Special rules of classification

The mere use of the TCP/IP, UDP protocol suite for implementing communication based applications/ services is not classified under this subgroup.

This group is a protocol-centric classification entry for a broadly used protocol in packet data networks. Some of the functions carried out by said protocol are classified generically somewhere else. In these cases, double classification is performed according to the function and to the specific protocol.

Glossary of terms

In this place, the following terms or expressions are used with the meaning indicated:

TCP	Transmission Control Protocol; RFC 793 – Transmission Control Protocol
IP	Internet Protocol ; RFC 791 – Internet Protocol ; RFC 2460 – Internet Protocol, Version 6 (IPv6) Specification
UDP	User Datagram Protocol; RFC 768 – User Datagram Protocol; RFC 4113 – Management Information Base for the UDP; RFC 5405 – Unicast UDP Usage Guidelines for Application Designers

OSI	Open System Interconnection; standard model for networking protocols and distributed applications; ISO standard for worldwide communications that defines a networking framework for implementing protocols in seven layers. Control is passed from one layer to the next, starting at the application layer in one station, proceeding to the bottom layer, over the channel to the next station and back up the hierarchy.
-----	--

H04L 69/161

{Implementation details of TCP/IP or UDP/IP stack architecture; Specification of modified or new header fields}

Definition statement

This place covers:

Arrangements to implement the TCP, UDP or IP protocols at network nodes (mainly at end terminals) and proposed modifications of the TCP, UDP or IP protocol headers to enhance or improve the protocol functionalities.

References

Informative references

Attention is drawn to the following places, which may be of interest for search:

Protocol engines in general	H04L 69/12
Protocol header analysis in general	H04L 69/22
OSI stack based layering aspects	H04L 69/32
Specification of modified or new header fields protocols engines in general	H04L 2101/686

Special rules of classification

TCP, UDP and IP protocol implementation aspects are classified in this subgroup and in [H04L 69/12](#).
TCP, UDP and IP headers aspects are classified in this group and in [H04L 69/22](#).

H04L 69/162

{involving adaptations of sockets based mechanisms (secure socket layer [H04L 63/168](#))}

References

Limiting references

This place does not cover:

Secure socket layer	H04L 63/168
---------------------	-----------------------------

Informative references

Attention is drawn to the following places, which may be of interest for search:

Application session management for sessions established over TCP/UDP sockets	H04L 67/14
--	----------------------------

H04L 69/163

In-band adaptation of TCP data exchange; In-band control procedures

Definition statement

This place covers:

Control procedures for all functions performed by the TCP transport protocol, e.g. flow control and error control. Only TCP specific mechanisms.

References

Informative references

Attention is drawn to the following places, which may be of interest for search:

Error control procedures in general	H04L 1/18
TCP or UDP flow control procedures	H04L 47/19
Generic OSI layer 4 protocols (if not classified somewhere else), e.g. SCTP	H04L 69/326

Special rules of classification

TCP specific flow control mechanisms are classified in this subgroup and in [H04L 47/19](#) . TCP specific error control mechanisms are classified in this group and in [H04L 1/18](#).

H04L 69/164

Adaptation or special uses of UDP protocol

Definition statement

This place covers:

UDP related aspects and non-trivial use of the UDP protocol.

References

Informative references

Attention is drawn to the following places, which may be of interest for search:

Combined or selective use of TCP and UDP	H04L 69/165
--	-----------------------------

H04L 69/165

Combined use of TCP and UDP protocols; selection criteria therefor

Definition statement

This place covers:

Simultaneous use of the two protocols or selective use of one of them according to some criteria.

References

Informative references

Attention is drawn to the following places, which may be of interest for search:

Multilink protocols in general	H04L 69/14
Multi-protocol arrangements in general	H04L 69/18

H04L 69/166

IP fragmentation; TCP segmentation

Definition statement

This place covers:

Special arrangements involving IP fragmentation or TCP segmentation.

References

Informative references

Attention is drawn to the following places, which may be of interest for search:

Evaluation of maximum transfer unit (MTU)	H04L 47/36
Assembly or disassembly of packets in wireless networks	H04W 28/065

H04L 69/167

Adaptation for transition between two IP versions, e.g. between IPv4 and IPv6 (translation of Internet protocol [IP] addresses [H04L 61/2503](#))

Definition statement

This place covers:

Arrangements to allow transitional interoperability between IPv4 and IPv6 protocols.

References

Limiting references

This place does not cover:

Translation of internet protocol [IP] address	H04L 61/2503
---	------------------------------

Informative references

Attention is drawn to the following places, which may be of interest for search:

Involvement of different protocol versions in wireless network layer protocols, e.g. MIPv4 and MIPv6	H04W 80/045
--	-----------------------------

Synonyms and Keywords

In patent documents, the following abbreviations are often used:

IPng	alternative designation for IPv6
------	----------------------------------

H04L 69/168

specially adapted for link layer protocols, e.g. asynchronous transfer mode [ATM], synchronous optical network [SONET] or point-to-point protocol [PPP]

Definition statement

This place covers:

Provisions to improve interrelation between TCP, UDP or IP and the lower layer protocols carrying them. Provisions being either at the TCP, UDP, IP or at the carrier protocol.

References

Informative references

Attention is drawn to the following places, which may be of interest for search:

IP fragmentation and TCP segmentation	H04L 69/166
OSI Layer 2 protocol provisions in general	H04L 69/324
IP over ATM	H04Q 11/0478
Special adaptation of TCP protocol for wireless media	H04W 80/06

H04L 69/169

{Special adaptations of TCP, UDP or IP for interworking of IP based networks with other networks (protocols for interworking, protocol conversion [H04L 69/08](#))}

Definition statement

This place covers:

Interworking arrangements to allow/enhance interoperability between TCP, UDP or IP protocols and other network protocols, e.g. SS7.

It does not cover mere inter-networking scenarios without special protocol adaptations (i.e. standard gateway provisions).

References

Limiting references

This place does not cover:

Protocols for interworking , protocol conversion	H04L 69/08
--	----------------------------

Special rules of classification

Interworking/conversion between TCP,UDP or IP protocols and other network protocols is classified in this subgroup and in [H04L 69/08](#).

H04L 69/18

Multiprotocol handlers, e.g. single devices capable of handling multiple protocols

Definition statement

This place covers:

Network nodes, Network Interface Cards (NIC) capable of handling more than one protocol; or where the protocol can be dynamically adapted.

References

Informative references

Attention is drawn to the following places, which may be of interest for search:

Selecting a network based on cost	H04L 12/14
When a node is attached to two different networks (i.e. attached to the internet (packet switched), and to the PSTN (circuit switched)), and the information is sent to either one according to the nature of the information; network selection according to the information sent	H04L 12/5691
Routing; multiple paths in the network	H04L 45/24
Multilayer or multiprotocol switches	H04L 49/602
When the network or path selection is made according to the security characteristics of the information (i.e. sending credit card info through the PSTN, and the rest of the transaction through the internet)	H04L 63/18
Downloading of software, including protocol functionality	H04L 67/34
Wireless; selecting a network	H04W 48/18
Wireless; selecting an access point	H04W 48/20
Wireless; mobile (cordless) phones (terminals) with two or more interfaces to different networks (802.11/wifi and GSM/GPRS/UMTS, or 802.11/wifi and Bluetooth, for example); terminal devices adapted for operation in multiple networks; multi-mode terminals	H04W 88/06

H04L 69/22

Parsing or analysis of headers

Definition statement

This place covers:

- Parsing and analysis of the of the information contained in the packet headers, within the network adapter (NIC), but also within the routers;
- Prediction of the contents of the header within the same stream;
- Header compression;
- Simplified header processing;
- Packet classification;
- Separating the header from the rest of the packet, for more efficient handling;
- High speed memories to place the header.

References

Informative references

Attention is drawn to the following places, which may be of interest for search:

Traffic monitoring by flow aggregation or filtering	H04L 43/02
Separate storage for different parts of the packet, e.g. header and payload	H04L 49/9042
Protocols for data compression; header compression	H04L 69/04
Wireless; optimizing, header compression	H04W 28/06

H04L 69/24

Negotiation of communication capabilities

Definition statement

This place covers:

Negotiation of communication capabilities, like communication bandwidth, speed, common protocol or protocol version, etc..., at call set-up or during the communication.

References

Informative references

Attention is drawn to the following places, which may be of interest for search:

Multimedia communications. Session control; session set-up; in-session procedures	H04L 65/1066 ; H04L 65/1069 ; H04L 65/1083
Multimedia communications. Signalling or session protocols	H04L 65/1101
Arrangements for connection and session management, call setup	H04L 67/14
Arrangements for service discovery	H04L 67/51

H04L 69/26

{Special purpose or proprietary protocols or architectures (network applications for proprietary or special purpose networking environments [H04L 67/12](#))}

Definition statement

This place covers:

Special purpose or proprietary protocols or architectures.

References

Limiting references

This place does not cover:

Network applications for proprietary or special purpose networking environments	H04L 67/12
---	----------------------------

H04L 69/28

Timers or timing mechanisms used in protocols

Definition statement

This place covers:

Timer mechanisms used in protocols.

H04L 69/30

Definitions, standards or architectural aspects of layered protocol stacks

Definition statement

This place covers:

Definitions, standards or architectural aspects of layered protocol stacks.

Interfaces between layers (i.e. vertical interfaces across the protocol stack, between layer n and layer n+/-1).

Offloading or shifting processing that belongs to one layer to another layer, or from the host processor to the network adapter, network interface card.

Interfaces between the protocol stack and the operating system software (i.e. device drives for networking).

General documents about layering.

General documents about OSI standards.

Multiplexing/demultiplexing of several layer n connections into one layer (n-1) connection.

References

Informative references

Attention is drawn to the following places, which may be of interest for search:

Data storage and handling aspects for data "in transit" between the network and the host. The functions classified here are normally physically located in what is known as network adapter, network interface unit, or network card. This group contains functions like buffering of data in the network adapter, data descriptors, input and output queues, priority queues, signalling between the network adapter and the host (like interrupt generation and handling when a packet is received, early warning interrupts, and so on)	H04L 49/90
The TCP/IP protocol stack	H04L 69/16
Computers. Operating Systems. Inter-task communication	G06F 9/54
Computers. Interconnection or transfer of information between memories, I/O devices, and CPUs	G06F 13/00
Program control for peripheral devices, i.e. device drivers	G06F 13/102
Direct Memory Access (DMA); burst mode transfer	G06F 13/28
Inter-processor communication in combinations of two or more computers, using an interconnection network	G06F 15/173
Multiplexing in general	H04J

H04L 69/32

Architecture of open systems interconnection [OSI] 7-layer type protocol stacks, e.g. the interfaces between the data link level and the physical level

Definition statement

This place covers:

High level architectural aspects of 7-layer Open Systems Interconnection (OSI) type protocol stacks.

H04L 69/321

Interlayer communication protocols or service data unit [SDU] definitions; Interfaces between layers

Definition statement

This place covers:

Aspects of inter-layer communication protocols or Service Data Unit (SDU) definitions in 7-layer Open Systems Interconnection (OSI) type protocol stacks; Interfaces between layers.

H04L 69/322

Intralayer communication protocols among peer entities or protocol data unit [PDU] definitions

Definition statement

This place covers:

Aspects of intra-layer communication protocols among peer entities or Protocol Data Unit (PDU) definitions in 7-layer Open Systems Interconnection (OSI) type protocol stacks.

H04L 69/323

in the physical layer [OSI layer 1]

Definition statement

This place covers:

The protocols of the 1st layer of the ISO-OSI model, that is, the Physical Layer.

References

Informative references

Attention is drawn to the following places, which may be of interest for search:

Arrangements for detecting or preventing errors in the information received	H04L 1/00
Baseband systems	H04L 25/00
Modulated carrier systems	H04L 27/00

H04L 69/324

in the data link layer [OSI layer 2], e.g. HDLC

Definition statement

This place covers:

The protocols of the 2nd layer of the ISO-OSI model, that is, the Link Layer.

The framing of packets (delimiting of the start and the end of the packet).

Generation and checking of CRCs.

Segmenting and reassembling of (variable length) packets in shorter (either fixed or variable length) cells or transmission units.

Sequencing the packets (i.e. generating identifiers like sequence numbers at the sender, and ordering them in a particular sequence at the receiver).

Checking for missing packets, acknowledging received packets, resending packets after a time interval when no acknowledge is received.

References

Informative references

Attention is drawn to the following places, which may be of interest for search:

Arrangements for detecting or preventing errors in the information received	H04L 1/00
Bus networks	H04L 12/40
Loop networks	H04L 12/42
Star networks	H04L 12/44
Flow control	H04L 47/10
Wireless networks	H04W

H04L 69/325

in the network layer [OSI layer 3], e.g. X.25 ([H04L 69/16](#) takes precedence)

Definition statement

This place covers:

The protocols of the 3rd layer of the ISO-OSI model, that is, the Network Layer.

References

Limiting references

This place does not cover:

Transmission Control Protocol/Internet Protocol, TCP/IP	H04L 69/16
---	----------------------------

Informative references

Attention is drawn to the following places, which may be of interest for search:

Packet switching systems, packet routing	H04L 12/56
--	----------------------------

H04L 69/326

in the transport layer [OSI layer 4] ([H04L 69/16](#) takes precedence)

Definition statement

This place covers:

The protocols of the 4th layer of the ISO-OSI model, that is, the Link Layer.

Generation and checking of CRCs.

Segmenting and reassembling of (variable length) packets in shorter (either fixed or variable length) cells or transmission units.

Sequencing the packets (i.e. generating identifiers like sequence numbers at the sender, and ordering them in a particular sequence at the receiver).

Checking for missing packets, acknowledging received packets, resending packets after a time interval when no acknowledge is received.

References**Limiting references**

This place does not cover:

Transmission Control Protocol/Internet Protocol, TCP/IP	H04L 69/16
---	----------------------------

Informative references

Attention is drawn to the following places, which may be of interest for search:

Streaming protocols, e.g. RTP	H04L 65/65
-------------------------------	----------------------------

H04L 69/327

in the session layer [OSI layer 5]

Definition statement

This place covers:

The protocols of the 5th layer of the ISO-OSI model, that is, the Session Layer.

References**Informative references**

Attention is drawn to the following places, which may be of interest for search:

Session control in real time communications	H04L 65/1066
Session Initiation Protocol [SIP]	H04L 65/1104
Arrangements for session management	H04L 67/14

H04L 69/328

in the presentation layer [OSI layer 6]

Definition statement

This place covers:

The protocols of the 6th layer of the ISO-OSI model, that is, the Presentation Layer.

References

Informative references

Attention is drawn to the following places, which may be of interest for search:

Terminal emulation, e.g. Telnet	H04L 67/08
Graphical user interface	G06F 3/048

H04L 69/329

in the application layer [OSI layer 7]

Definition statement

This place covers:

This entry has been created for completeness. Documents about the 7th layer of the ISO-OSI model are classified in [H04L 67/00](#)

Relationships with other classification places

Networked applications: [H04L 67/00](#)

Digital data processing: [G06F](#)

Data processing systems and methods specially adapted for administrative, commercial, financial or managerial purposes [G06Q](#)

References

Informative references

Attention is drawn to the following places, which may be of interest for search:

Network arrangements or network communication protocols for networked applications	H04L 67/00
Data processing systems and methods specially adapted for administrative, commercial, financial or managerial purposes	G06Q

H04L 69/40

for recovering from a failure of a protocol instance or entity, e.g. service redundancy protocols, protocol state redundancy or protocol service redirection (management of faults, events, alarms or notifications in data switching networks [H04L 41/06](#))

Definition statement

This place covers:

Techniques for recovering from failure of a protocol instance or entity, e.g. failover routines, service redundancy protocols, protocol state redundancy, protocol service redirection in case of failure, disaster recovery.

References

Limiting references

This place does not cover:

Network fault management	H04L 41/06
--------------------------	----------------------------

Informative references

Attention is drawn to the following places, which may be of interest for search:

Route fault recovery in network routing	H04L 45/28
Fault recovery in packet switches	H04L 49/557
Reactions to failures of replicated servers by a load balancer	H04L 67/1034
Departure or maintenance mechanisms in Peer-to Peer networks	H04L 67/1048
Intermediate processing of operational support to end device when they are unavailable	H04L 67/59

H04L 2101/00

Indexing scheme associated with group [H04L 61/00](#)

Definition statement

This place covers:

Details of addressing and naming in data networks, such as aspects relating to different types or formats of addresses and names.

Special rules of classification

[H04L 2101/00](#) is an indexing scheme associated with main group [H04L 61/00](#). Accordingly, documents classified in [H04L 61/00](#) should also have the relevant indexing codes of [H04L 2101/00](#) applied to identify the types of network names or network addresses disclosed.